

From Your World Board

Going Places...



It has been a privilege to serve on the fellowship's World Board during the 2004-2005 fiscal year. What a rewarding time this has been! In these twelve months, NA World Services has kicked off three workgroups: for the Basic Text project, the Public Relations Strategy, and the *Public Relations Handbook*. We have continued to use strategic planning as a way to keep our work focused on moving toward the fulfillment of our vision. While we have maintained that focus, strategic planning also allows us the flexibility to respond to urgent or emerging needs. This responsiveness is always balanced by the availability of staff resources. An apt example of this is the delay in distributing this report. In an effort to prioritize the use of staff resources for the adopted projects this year we delayed the completion of this report. The activity of the *Public Relations Handbook*, the Basic Text project, and the *Conference Agenda Report* was prioritized ahead of the *Annual Report*. We have provided support to the fellowship through workshops held in South Africa, the Middle East, India, Southern California, and Nashville, USA.

During this past year we have also continued to facilitate discussions in the fellowship through the Issue Discussion Topics. We led discussions at fellowship workshops around the world, and we provided members and local service bodies with session profiles to facilitate their own discussions. We have worked hard to refine the Issue Discussion Topic session profiles to better meet the needs of those members who are facilitating discussions in their NA communities. Hopefully, these discussion profiles have become a more useful way for members to talk about the issues that affect NA the most.

We continued to discuss the topic of "Atmosphere of Recovery" this fiscal year, along with the topics that came out of the 2004 World Service Conference: "Infrastructure" and "Our Public Image." The latter is a topic that follows up on the information we gathered through the Public Rela-



tions Roundtables. The topic of “Leadership” came later in the year as a result of many of the issues raised during the workshops we attended. The “Atmosphere of Recovery” discussion was continued this year because of its relevance to the ability of our groups to carry NA’s message.

We have learned so much from having these discussions with members. All of these topics in some way directly affect members’ ability to carry NA’s message in their communities. Many of the challenges members face in their groups and at their area service committee meetings are similar around the world. Much of our work this year has been in response to the challenges we have heard about from members during these discussions. The need for current service tools, training and planning methods, and the ability to attract a larger range of potential members has been the focus of our work this fiscal year.

We are excited by the progress we have made this year.

Going Places...

- | | |
|---|--|
| 1 Japan Regional Convention – Japan | 10 South East Zonal Forum – Alabama |
| 2 Asia-Pacific Forum – Philippines | 11 Plains States Zonal Forum – Nebraska |
| 3 Translation Workshop – India | 12 Southern Zonal Forum – Kentucky |
| 4 Worldwide Workshop – Bahrain | 13 Western States Zonal Forum – California |
| 5 Fellowship Development – South Africa | 14 Rocky Mountain Zonal Forum – Utah |
| 6 European Delegates Meetings – Germany and Spain | 15 Regional Workshops – Colombia, El Salvador, Guatemala, Paraguay, Venezuela, Peru, and Chile |
| 7 Latin American Zonal Forum – Panama | 16 Worldwide Workshop – Tennessee |
| 8 World Board Visit – Iran | 17 Worldwide Workshop – California |
| 9 Canadian Assembly – Canada | |





World Board Members

Board Member	Year Elected	Current Term Ends	From
Saul Alvarado	2000	2006	Panama City, Panama
Mary Banner	2004	2010	Texas, United States
Ron Blake	2004	2010	Victoria, Australia
Piet de Boer	2004	2010	Gothenburg, Sweden
Jim Buerer	2002	2008	Illinois, United States
Michael Cox	2004	2010	Málaga, Spain
Giovanna Ghisays	2000	2006	Cartagena, Colombia
Mukam Harzenski-Deutsch	2004	2010	New Jersey, United States
Ron Hofius	2000	2006	New Mexico, United States
David James	2000	2006	England, United Kingdom
Bob Jordan	2000	2006	Florida, United States
Tom McCall	2000	2006	Hawaii, United States
Ron Miller	2004	2010	Florida, United States
Craig Robertson	2004	2010	North Carolina, United States
Daniel Schuessler	2000	2006	Offenbach, Germany

WSC Cofacilitators

Mark H—Wisconsin, USA
Roberto J—Ontario, Canada

Human Resource Panel

Tali Mc—Hawaii, USA
Francine B—Quebec, Canada
Mindy A—Missouri, USA
Sergio R—Herrera, Panama



Contents

From Your World Board	I
NAWS Offices and Literature Distribution Centers	7
NAWS – Chatsworth	7
NAWS – Canada	8
NAWS – Europe	8
NAWS – Iran	9
Conventions and Events	13
World Convention of NA	13
World Service Conference	15
Projects Update	17
Worldwide Workshops	17
Basic Text Project	18
Public Relations Handbook	18
Public Relations Strategy Project	19
Leadership Development	19
NA World Services Fellowship Development	21
Fellowship Services	21
Translations	22
Fellowship Intellectual Property Trust	24
Information Technology	25
Online Literature Sales and Donation Portal	26
Public Relations and Marketing	27
Fellowship Publications	29
Conference Publications	30
NA Meetings Worldwide	31
Financial Reports	35
Unit Distribution Trends	38
NAWS Accounting	44
Auditors' Financial Report	49
Donations Report	59

All of the efforts of
Narcotics Anonymous
World Services are inspired
by the primary purpose of
the groups we serve. Upon
this common ground we
stand committed.

NAWS Offices and Literature Distribution Centers

We are committed to assisting members carry our message of recovery, and to do this in their own languages. The NAWS staff at our four facilities works diligently to make our vision come alive. NA World Services employs fifty full-time and five part-time employees. Forty-eight are employed in the Chatsworth, California, USA office.

NAWS – Chatsworth

PO Box 9999

Van Nuys, California 91409 USA

Tel: 818.773.9999

Fax: 818.700.0700

Website: www.na.org



The office at Chatsworth continues to maintain its ongoing commitment to serving the fellowship. This year saw many new communities put extra demands on the need for literature and services. The unprecedented growth in Iran and the coming together of NA communities throughout the world via the fellowship development workshops, new projects, and our far-reaching worldwide workshops increased the demand for literature and services. This increased the demand on our Fellowship Services staff, sometimes at an overwhelming rate. It has always, however, been regarded as an honor to be called upon to meet these crucial needs.

During the last fiscal year, NAWS-Chatsworth printed the Basic Text in Brazilian Portuguese. NAWS-Chatsworth also contracted to have keytags produced in India for distribution there. The challenge of participating in the growth of NA communities and translating NA literature into as many as twenty-five languages has always been met with dedicated commitment by staff. We are proud of their tireless efforts and success in meeting these demands.

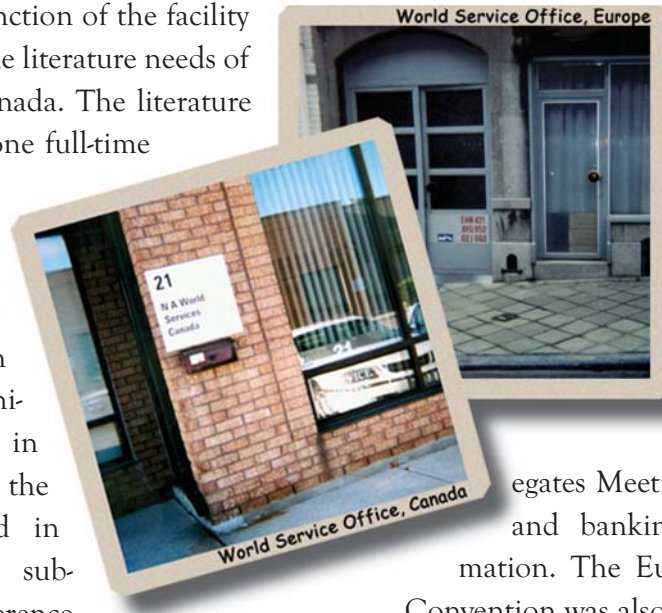


NAWS – Canada

150 Britannia Rd E, Unit 21
Mississauga, Ontario, L4Z 2A4
Canada
Tel: 905.507.0100
Fax: 905.507.0101

NAWS-Canada, near Toronto, has a small but devoted staff managing its literature warehouse. The increase of sales in recent years to local NA groups is helping to stabilize the office's running expenses. The main function of the facility is to accommodate the literature needs of the fellowship in Canada. The literature warehouse employs one full-time and one part-time worker who fulfill all orders at that location.

Fluctuations in the exchange rate initiated an agreement in 1994 to "stabilize" the rate, which resulted in NAWS-Chatsworth subsidizing the difference. Today, however, with the increasing value of the Canadian dollar, this is no longer the situation, and the Canadian facility is now in a better position than ever before to become self-supporting. Canada's operations are online, and communication with them from NAWS-Chatsworth is now on a regular basis via email. Jacquie and Paul, our staff members there, continue to meet the growing literature demands of the Canadian NA community. We are very grateful for their devoted commitment to fulfilling these needs.



NAWS – Europe

48 Rue de l'été
B-1050 Brussels, Belgium
Tel: +32.2.646.6012
Fax: +32.2.649.9239

The WSO branch in Brussels, Belgium, has developed over a number of years. Originally begun in London, UK, WSO-Europe has now become stable and virtually self-supporting in Brussels. There is one full-time employee, Paul, and one part-

time employee, Ben. Although one of the primary functions of NAWS-Europe is to distribute literature in various languages, a wide variety of other services have also been provided. These include assistance for the European De-

legates Meeting, which included legal and banking assistance and information. The European Conference and Convention was also given assistance and participation in the worldwide workshops held in Europe. Support and assistance to new NA groups in Russia, Ukraine, the former Yugoslav states, the Baltic countries, Greece, and Iceland—among others—was maintained by staff. Some contact and assistance with European health and rehabilitation facilities, as well as some limited contact and communication with European correctional facilities, was also notable this year. We are very proud of the dedication and commitment of our staff at NAWS-Europe in helping to make this center such a great asset to the NA European communities.



NAWS – Iran

No 12, Far Alley Farhang St
Tehran, Iran

Tel +021.8842.1408

Fax +021.8845.9671

Evidence of explosive growth in the NA community in Iran was confirmed when two World Board members traveled to Iran to assess their development and discovered more than 30,000 NA members embracing recovery—an unprecedented and very heartfelt surprise for all of us. Some meetings were being held in parks in order to accommodate the number of addicts attending.

Serving the members in Iran who needed recovery material and resources was a challenge due to government, trade, and travel restrictions. When three NA members from Iran were funded to attend the Middle Eastern workshop, held in Bahrain in February 2005, we began talking about how we could assist. After careful consideration, we concluded that the most effective solution was to open a literature production and distribution center in Iran.

Siamak, who now manages this location, coordinated the establishment of the facility, which was opened in June 2005. We are very grateful for his untiring efforts. He is

assisted by two part-time employees, Farhad and Farzad. Without their enthusiastic and dedicated endeavors, this could not have been possible.



Iran

NA World Services welcomed more than fifty funded and unfunded participants from the Middle Eastern NA communities of Lebanon, Egypt, Saudi Arabia, Iran, Kuwait, Bahrain, and Oman to the Middle Eastern workshop.

NAWS opened its fourth office in June 2005. Prior to our decision to open this office, we were stymied by the challenge of how to help meet the needs of more than 30,000 members in this community.

Today, Iran continues to experience unprecedented recovery growth—meetings are often held in parks to accommodate the vast numbers of addicts in recovery. We are told that there are instances where a sponsor has one hundred or more sponsees. We all extend our heartfelt welcome and support to our brothers and sisters in Iran.

Language:

Farsi

Number of Meetings:

705 meetings per week in Tehran
4,200 meetings total in Iran

Translated Literature:

All NA literature except
Just for Today, *Sponsorship*,
and *Miracles Happen*



NA World Services Staff

July 2004 – June 2005

Chatsworth, California, USA

Administration

Executive Director

Anthony Edmondson (anthony.e@na.org)

Assistant Executive Director

Becky Meyer (becky@na.org)

Administrative Assistant

Carrie Ray (carrie@na.org)

Executive Assistants

Eileen Perez-Evans (eileen@na.org)

Elaine Wickham (elaine@na.org)

Marketing and Public Relations Manager

Bob Stewart (bob@na.org)

Human Resources Manager

Roberta Tolkan (roberta@na.org)

Receptionist

Elaine Revard (elainer@na.org)

Project Coordinators/Writers-Editors

De Jenkins (de@na.org)

Travis Koplow (travis@na.org)

Jane Nickels (jane@na.org)

Writer/Editor

Kim Young (kim@na.org)

Meetings & Events Manager

Mike Polin (mike@na.org)

Administrative Assistant, Meetings & Events

Renee Brazell (renee@na.org)

Asset Management

Comptroller and Team Leader

Tom Rush (tom@na.org)

Staff Accountant

Debbie Hall (debbie@na.org)

Accounting Assistants

Liz Stafford (liz@na.org)

Rochelle Medina (rochelle@na.org)

Senior Customer Service Representative

Sylvia Cordero (sylvia@na.org)

Customer Service Representatives

Pam Martin (pam@na.org)

Peggy Labon (peggy@na.org)

Purchasing Assistant

Jeannie Lamalfa (jeannie@na.org)

Warehouse Manager

Vince Alcala (vince@na.org)

Shippers

Arthur Carbajal (arthur@na.org)

Juan Trejo (juan@na.org)

Information Technology

IT Manager

Stephan Lantos (stephan@na.org)

Database Administrator

Lori Dunnell (lori@na.org)

IT Support

Danny Weg



Fellowship Services

Team Leader

Steve Rusch (steve@na.org)

Team Assistants

Freddie Aquino (freddie@na.org)

Mandy Bell (mandy@na.org)

Jeff Gershoff (jeff@na.org)

Sara Jo Gladle

Ximena Iranzo (ximena@na.org)

Toni Kerwin (toni@na.org)

Keri Kirkpatrick (keri@na.org)

Dustin Koenig

Portia Medina (portia@na.org)

Colin Severeid (colin@na.org)

Johnny Lamprea (johnny@na.org)

Production

Production Manager

Fatia Birault (fatia@na.org)

Production Planner

David Mizrahi (david@na.org)

Production Assistant

Esperanza Lemos (esperanza@na.org)

Administrative Assistant

Wendy Kempner

Translations

Translations Manager

Uschi Mueller (uschi@na.org)

Team Assistants

Johanna Bennett (johanna@na.org)

Jane McCrary (jayne@na.org)

Simon Lev (simon@na.org)

Mississauga, Ontario, Canada

Branch Office Supervisor

Jacquie Sullivan (jacquie@na.org)

Assistant

Paul Sullivan (paul@na.org)

Brussels, Belgium

Branch Office Manager

Paul Decock (paul@na.org)

Assistant

Ben Dechamps (ben@na.org)

Tehran, Iran

Branch Office Manager

Siamak Khajeian (siamak@na.org)

Assistants

Farhad Pormotableb Porsoshee
(farhad@na.org)

Farzad Atri (farzad@na.org)

New Staff

Fellowship Services Team Assistant

Ximena Iranzo (ximena@na.org)

Project Coordinator/Writer-Editor

Jane Nickels (jane@na.org)

Fellowship Services Team Assistant

Colin Severeid (colin@na.org)

Departing Staff

Tony Greco, Writer

Nancy Schenk, Writer-Editor

Donna Smylie, Executive Assistant

Our vision is that one day:

Every addict in the
world has the chance to
experience our message
in his or her own language
and culture and find
the opportunity for a
new way of life...

Conventions and Events

NAWS conventions and events management includes a number of annual and biennial projects, which all require simultaneous attention. The World Convention of Narcotics Anonymous (WCNA) and logistical planning for the World Service Conference (WSC) are the two major events; however, we also participate in worldwide workshop planning and coordinate overall travel and housing relationships for the World Board and project workgroups. A growing part of our work is providing services to regional and area convention and event committees around the world on everything from contracts to committee structure and legal issues.

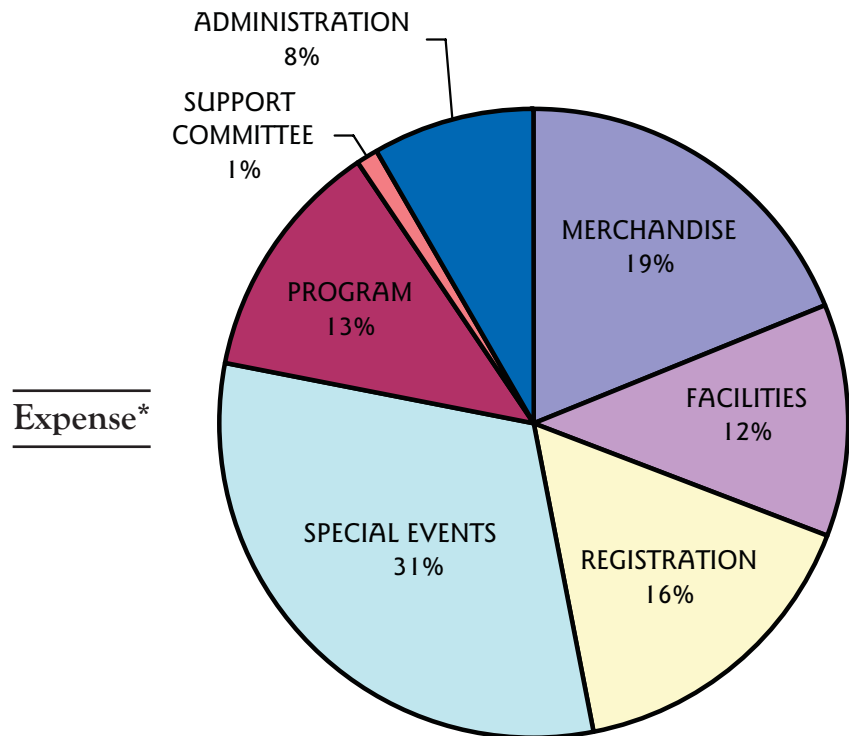
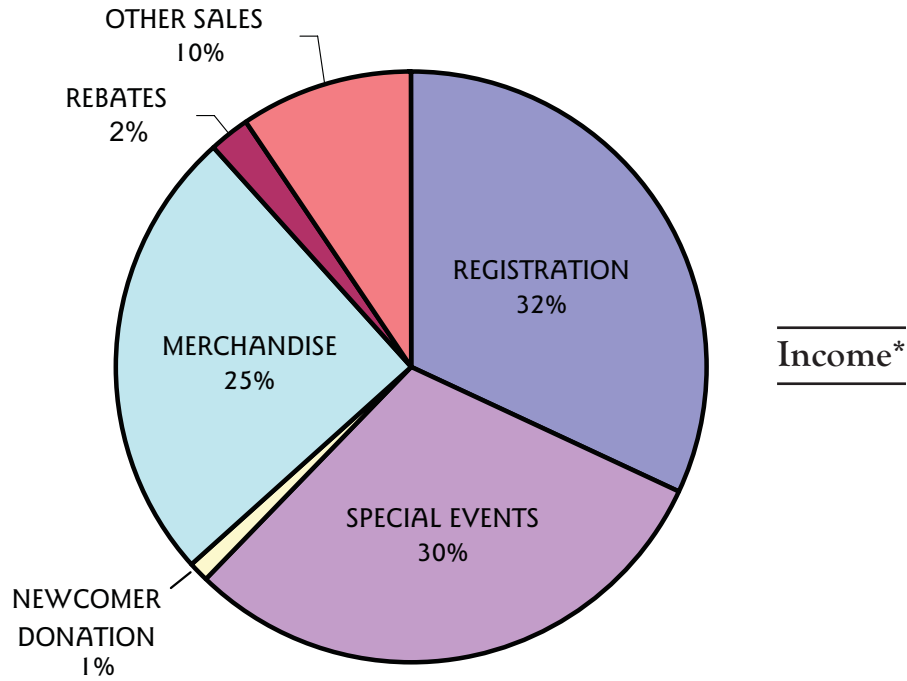
WCNA

Planning a world convention takes seven years. At any one time, we are simultaneously in some stage of planning and/or implementing four to five world conventions and usually one World Service Conference. WCNA-31, held in Honolulu, Hawaii, USA in September 2005, was a huge success financially and in attendance. With over 8,600 members registered and about 9,000 in attendance, the convention exceeded our projections by about 2,000 people. With the exception of a few members who inappropriately pushed several convention center personnel, the convention went very smoothly from an operational perspective. It is unfortunate, however, that the acts of a few stand to leave permanent negative impressions of our fellowship. The additional challenge we faced in Honolulu was 2,000 attendees who did not stay in official convention hotels and did not preregister for the convention, which caused significant operational issues for us on-site, since we had no way of knowing they were coming to the convention. The board plans to discuss this issue in preparation for the upcoming convention in San Antonio.





WCNA-31, Honolulu, Hawaii



* Income and expenses for WCNA-31, held in September 2005, were not actually "earned" in this fiscal year; therefore, these dollar amounts will be reflected in the next annual report.



Future WCNA locations include:

- ◆ WCNA-32, 29 August–2 September 2007 in San Antonio, Texas, USA
- ◆ WCNA-33, 20-23 August 2009 in Barcelona, Spain
- ◆ WCNA-34, 1-4 September 2011 in San Diego, California, USA

We encountered several issues when we considered the WCNA-34 bids from Denver, Colorado, USA; Los Angeles, California, USA; Vancouver, British Columbia, Canada; and San Diego, California, USA. The primary challenge was finding a venue that can handle 25,000 people for a main meeting. The second challenge was finding enough nearby hotels with sufficient numbers of guest rooms and adequate meeting spaces. These issues effectively eliminated Denver, Vancouver, and Los Angeles. San Diego, however, could easily meet our needs, and the city made us an offer that the WB could not refuse—so San Diego it is, again.

WSC

As the programmatic goals of each WSC become more complex, we continue to seek new and innovative ways to execute the logistics of the conference. Much of this work involves constantly maximizing and evaluating our use of technology. Additionally, as the workload for delegates becomes more complex, we continually look for ways to create an environment that nurtures discussion, consensus building, and a plan-driven focus for conference sessions. We were pleased that several new elements tried at WSC 2004 toward this end were successful and that the feedback from conference participants was overwhelmingly positive. As we move toward WSC 2006, we hope to continue and improve upon this success.



...NA communities
worldwide and
NA World Services
work together in a
spirit of unity and
cooperation to carry our
message of recovery...

Projects Update

The following is a summary of the projects we worked on for the fiscal year 2004-05. These projects included the worldwide workshops, with World Board members and staff from NAWS supporting the participation of local members from around the world to discuss and identify challenges for the fellowship today. We also began work on the Basic Text project, the *Public Relations Handbook*, the Public Relations Strategy project, and Leadership Development. The work continues and is expected to meet target deadlines.

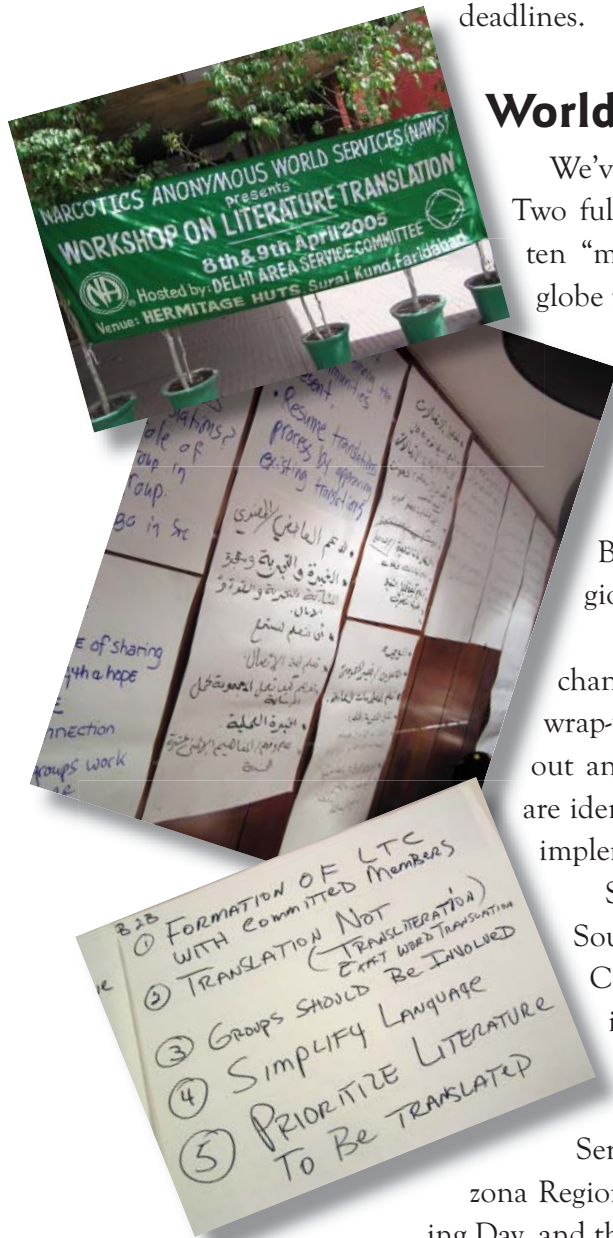
Worldwide Workshops

We've taken it "on the road" a slew of times this year. Two full-blown worldwide workshops, and no fewer than ten "mini worldwide workshops," had us traversing the globe for much of the year.

The worldwide workshop in Southern California in April 2005 drew about 200 participants, while the workshop in Tennessee, USA drew upwards of 300 people. Many regional delegates (RDs), alternate delegates (RDAs), and World Board members attended, adding to the strong regional turnouts we expected.

Worldwide Workshops continue to evolve and change. We have attempted to go to the next level in the wrap-up or conclusion sessions. We now try to help flush out and discuss solutions to the various challenges that are identified, and then encourage members to act locally, implementing the ideas identified during the workshop.

Some of the other events we attended were the South East Zonal Forum, the Mid-Atlantic Learning Conference, the Asia-Pacific Forum and the Philippines Regional Convention, the Florida Service Symposium, the Plains States Zonal Forum, the European Delegates Meeting, the India Regional Service Meeting and Translations Workshop, the Arizona Regional Learning Day, the Idaho Regional H&I Learning Day, and the Middle East workshop in Bahrain.





Staff support for each of these events is substantial. We have refined the process much over these past years, and our efficiency in the logistics involved has continued to make these valuable resources available to our fellowship. Plans for more worldwide workshops are in process.

Basic Text Project

The 2004 World Service Conference passed a motion to replace “some or all of the current personal stories” in the Basic Text, to add a new preface to the book, and to add a brief introduction to the personal-story section. The project plan for this revision spans two conference cycles, so the approval-form Sixth Edition Basic Text will be voted on at WSC 2008.

In February 2005, the World Board distributed a call to the fellowship explaining the project and what we are seeking. The solicitation was translated—in whole or in part—into nine languages other than English. A shorter announcement for use at local events was also drafted and posted on the web for easy downloading, and two workshops related to

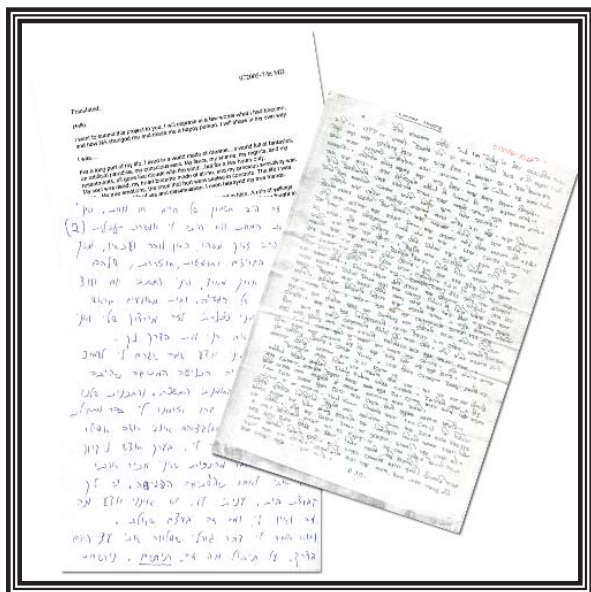
the project were developed. World Board and NAWS staff conducted workshop sessions at several events, and we heard from members around the world who led workshops locally. Those events helped spread the word about the project, generated submissions, and were inspirational for the participants.

As we move from 2005 to 2006, the workgroup will begin putting together and finalizing the draft text. The review and input period will begin in September 2006.

Public Relations Handbook

This workgroup was composed of members with experience in public information, hospitals and institutions, phonelines, and event planning. The ten workgroup members hailed from Brazil, Ireland, New Zealand, United Kingdom, and USA. The handbook is primarily focused on area-level services; however, it can be adapted to any service level. The first four foundational chapters were released for a ninety-day review and input period on 1 May 2005. These chapters are NA and Public Relations, Core Principles, Effective Services, and Interacting with Professionals. The second five chapters, scheduled to be released for review and input on 1 September 2005, are Media, Criminal Justice, Treatment, Healthcare, and Phonelines. The remaining chapters (Internet Technology, Government, Event Planning, and Fellowship Development) are scheduled to be released for a ninety-day review and input period on 15 December 2005.

This is the first time the board has put a project through the “Service Resource Material Process.” We are beginning to see what works and what doesn’t. The addendum material (like the Area Planning Tool) is a resource





that doesn't seem to fit neatly under the current policy. The intent seems sound, but locking ourselves into defined parameters may not serve us in the long run. Just for today, the *PR Handbook* is moving toward becoming the tool it was intended to be.

Public Relations Strategy Project

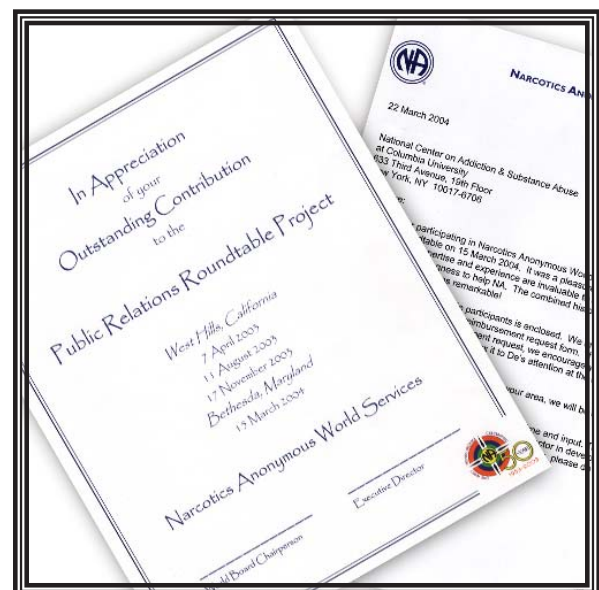
WSC 2004 also approved a plan for the development of a Public Relations Strategy project. This was the first time this board had embarked upon two related, but distinct, projects at the same time, and it was a growth opportunity. The PR Strategy and *PR Handbook* staff project coordinators attended and participated in meetings of both workgroups and shared information between the groups; and the two groups also had joint meetings. This helped to ensure that both projects progressed in tandem. Conducting two simultaneous public relations projects was not the ideal, but the communication and collaboration between the workgroups and the board worked well with these projects.

The PR Strategy Workgroup, armed with the PR Roundtable results and historical public relations reports and archives, was formed to develop a public relations strategy. The workgroup studied our public relations efforts on a broad, visionary level. It also considered detailed fellowship and NAWS PR activities. Needed PR strategies, resources, and tools were identified, and the PR Strategy Workgroup completed its work in June 2005. The final report and recommendations submitted to the World Board included many strategies that align with the NAWS Strategic Plan.

Leadership Development

During the course of this fiscal year, members of the World Board, Human Resource Panel, and NAWS staff met in facilitated discussion sessions to consider leadership cultivation and development. Strengths, weaknesses, and opportunities for involvement at all levels of the NA service structure were considered. Leadership development steps and possible strategies were drafted, beginning with a focus on service at the group level. We believe the group and area levels, together, are a cornerstone of leadership development.

Opportunities for cultivation, identification, and development of potential trusted servants/leaders at the world service level were also explored. In our assessment of the HRP/WB plan for a leadership development strategy, we identified where we meet and don't meet expectations. Action steps to help us evolve still need to be identified.



...Narcotics Anonymous
has universal recognition
and respect as a viable
program of recovery...

NA World Services Fellowship Development

NA World Services and our dedicated team of special workers, whose job is to maintain and improve our fellowship services, has completed another successful fiscal year. Services include local information exchanges, such as meetings, resources, and literature publications. Translations, fellowship publications, and Intellectual Property Trust are important features of our Fellowship Services. Online literature sales were updated this year with the new “online shopping cart,” while our website and general information technology are growing and improving every day. Other important services include PR and marketing.

Fellowship Services

In fiscal year 2004-2005, the Fellowship Services Team fulfilled its mission by completing these and many other essential services:

- ◆ Compiled and sent out more than 1,000 new group starter kits
- ◆ Responded to more than 3,500 H&I requests
- ◆ Answered more than 10,500 telephone inquiries
- ◆ Responded to more than 6,600 emails and letters
- ◆ Responded to almost 900 miscellaneous requests, which included everything from Hindi keytags to an *H&I Handbook* needed in Estonia.

This team also maintains the database and enters information on new groups, trusted servants, and service committees into the database. NAWS continues to invite areas and regions to identify a web contact who can keep local meeting information current so that the NAWS meetings search page provides accurate information. As of summer 2005, there were 145 active web contacts. Areas and regions are encouraged to send to Fellowship Services any locally developed resources (training and orientation materials, minutes, guidelines, etc.) so that they may be made available to other service committees in need.



Translations

If you recall the popular translations map from a couple of years ago, “NA Speaks 47 Languages,” you can get out your eraser and pencil, erase the 47, and insert a neat 55. As of 30 June 2005, NA speaks fifty-five languages, and we are involved with approximately 120 active translations projects. Two of our noteworthy projects for this year included a worldwide workshop for the Middle East NA communities in Bahrain and a translations workshop in Delhi, India.

In Bahrain, representatives from seven different Middle Eastern NA communities were brought together: Egypt, Iran, Bahrain, Kuwait, Oman, Lebanon, and Saudi Arabia. We made progress with Arabic translations protocol and a variety of fellowship development issues. World Board member Ron Hofius, Translations Manager Uschi Mueller, and Assistant Executive Director Becky Meyer represented NAWS at the Bahrain workshop.

In India, Executive Director Anthony Edmondson was accompanied by Mueller and Jeff Gershoff, a Fellowship Services Team member. This workshop was conducted in conjunction with the Society of the Indian Region Service Committee of Narcotics Anonymous, the largest NA region in India, and its semi annual three-day RSC meeting. Designated individuals representing a broad range of the languages spoken in South Asia participated. A greater number of languages are spoken in India than in any other nation on earth.

The Zulu translation of IP #1 is nearing completion. Work has been started on translations of IP #1 into other languages spoken in South Africa, such as Sesotho, Xhosa, Tswana, and Afrikaans.

The translations activity summary listing all active projects accompanies this report and can be found on page 23.





Translations Activity Summary

As of June 2005

Note: Active means that the project(s) are in the stage of evaluation, processing, or production. Projects counted are: IPs, books, booklets, group reading cards, posters, keytags, and medallions. Columns labled “new” and “current” reflect the 2005 fiscal year. Columns labled “previous” reflect 2004. All LTC projects listed under “Other” are in an initial development stage and/or some information is on file at NAWS.

Total Languages: 55

Total Projects: 344

Languages	Published		Active Projects		Other	
	new	previous	current	previous	current	previous
Afrikaans	0	0	1	1	3	3
Albanian	0	0	1	0	1	1
American Sign Language	0	0	1	0	0	0
Amharic (Ethiopia)	0	0	2	0	0	0
Anglicized English	18	18	0	0	1	1
Arabic	2	1	0	0	27	27
Armenian	0	0	0	0	1	1
Bahasa Indonesia	0	0	1	1	5	5
Bahasa Melayu (Malaysia)	8	8	0	0	0	0
Bengali (India)	4	4	2	2	6	6
Brazilian	24	23	1	1	7	7
Bulgarian	8	1	6	1	4	4
Cebuano-Bisaya (Philippines)	0	0	0	0	4	4
Chinese	1	1	5	5	11	11
Croatian	1	0	1	0	0	0
Czech	0	0	0	0	1	1
Danish	11	2	13	1	0	0
Farsi (Iran)	8	7	2	1	10	10
Finnish	18	18	0	1	5	5
French	32	32	4	1	2	2
German	29	28	5	4	5	5
Greek	14	3	0	2	3	12
Hebrew	7	6	10	1	5	12
Hindi (India)	2	2	10	10	4	4
Hungarian	1	1	1	1	1	1
Icelandic	5	0	7	1	1	1
Italian	32	26	3	3	1	1
Japanese	2	2	3	3	9	9
Kiswahili (Kenya)	0	0	1	1	1	1



Translations Activity Summary, continued

Languages	Published		Active Projects		Other	
	new	previous	current	previous	current	previous
Korean	0	0	1	1	2	2
Latvian	1	0	1	2	1	0
Lithuanian	9	4	12	5	2	2
Maltese	0	0	0	0	1	1
Manipuri (India)	16	16	0	0	9	9
Maori (New Zealand)	0	0	1	0	0	0
Moldavian	1	0	1	0	0	0
Nederlands	18	18	0	0	3	3
Nepalese	0	0	1	1	5	5
Norwegian	21	21	2	2	8	8
Oriya (India)	0	0	1	1	0	0
Polish	2	1	2	2	22	22
Portuguese	32	32	0	0	4	4
Romanian	0	0	1	0	0	0
Russian	9	8	4	9	5	8
Slovak	3	0	1	1	3	3
Spanish	39	39	1	1	0	0
Swedish	30	30	0	0	7	2
Tagalog (Philippines)	1	1	2	1	1	1
Tamil (India)	0	0	2	0	0	0
Thai	0	0	1	1	6	6
Turkish	15	14	1	4	13	2
Urdu (Pakistan)	0	0	1	2	13	13
Ukrainian	1	0	1	6	0	3
Vietnamese	0	0	1	1	1	1
Zulu (Southern Africa)	0	0	1	1	1	0

Fellowship Intellectual Property Trust

Narcotics Anonymous World Services maintains the trademark and service mark registrations of our name and logos in countries around the world. We are registered in thirty-five countries and are in the process of registering in additional countries, including countries in South America. We continue to file new registrations of our marks as needed, and we have filed all necessary copyright reg-

istrations for new publications. NA members and NA groups and service committees at every level of the service structure should continue to follow the rules of use for literature and logos as described in the *NA Intellectual Property Bulletins*:

- ◆ #1—Internal Use of NA Intellectual Property
- ◆ #2—Individual NA Member Use of Narcotics Anonymous Trademarks
- ◆ #4—Reprinting NA Fellowship-Approved Literature



According to a decision by the World Board, we uploaded seven informational pamphlets and group reading cards in each of the twenty-five languages by the end of this fiscal year. Limiting the number of informational pamphlets uploaded to our website made it possible to test whether we would encounter infringement problems and/or significant new legal expenses or issues because of this effort. Since we did not encounter these problems, we continued to add literature to the site. In early 2005, the board made the decision to upload all the informational pamphlets, booklets, and group readings. In June 2005, we began by uploading all information pamphlets, booklets, and group readings in English. This process is still ongoing in every one of the more than twenty-five languages in which we publish NA literature.

As we utilize the Internet in this way, we must remain vigilant in protecting our fellowship's property. Protection of our literature is the responsibility of the World Board, NAWS, and NA members worldwide. In fact, our diligence is even more important as we make our literature available in new ways. Posting our copyrighted literature on the Internet in any form increases the danger of unauthorized alterations being made to those electronic copies. An unauthorized copy made by downloading from a website is subject to a charge of copyright infringement, just as it would be if copyrighted print material was photocopied or reprinted without permission.

Protecting our copyrights and trademarks still requires legal actions that are neither simple nor inexpensive. It is our hope that we will not encounter such a situation. We have been entrusted by the fellowship, through the FIPT, with the responsibility to protect our literature and its trademarks. Failure to do so can result



in our losing the legal right to protect our copyrighted literature and trademarks against use by others. We ask that all of our members help to protect what is ours, so that our literature continues to bring recovery to hundreds of thousands of suffering addicts around the world. We cannot do this alone.

More information about the FIPT, how individual members can protect our literature, and the “do’s and don’ts” regarding use of literature on the Internet is available on our website at www.na.org/legal/bulletins-fipt.htm or from NA World Services in Chatsworth.

Information Technology

Information Technology Services continued its ongoing investment in the technological infrastructure of NA World Services during the past year, utilizing available technology to provide the best possible support and services to our staff, members, and customers.

Our website is a key factor in our ongoing efforts to improve communications. We are experiencing continually increasing website traffic and activity. We have seen an increase in electronic subscriptions for publications,



improved registration processes for WCNA, and improved access to the review and input process for our membership, as evidenced by the *Public Relations Handbook* project. We are also exploring ways to make meeting information more accessible, current, and user-friendly, recognizing the reality that the accuracy of our meeting information depends on correct and updated user input from members of the fellowship. Some of the website statistics are included below:

- ◆ Hits received on main website, database, and shopping cart server—25,570,321
- ◆ Total number of visits—2,090,070, or 5,726 per day
- ◆ Meeting Locator—615,412 views during the twelve-month period, or 1,686 per day
- ◆ Event Calendar—viewed 220,618 times
- ◆ Area and Regional Links—178,633 visits
- ◆ “Information about NA”—168,896 visits
- ◆ NA recovery literature online—75,561 visits

We continue to work on reorganizing the website, which won't be done quickly. The most notable change to the website has been the posting of NA literature. As we reported last year, we uploaded a limited number of materials to see if we would encounter infringement problems and/or significant new legal expenses or issues because of this effort. Since we have not encountered these problems, we have continued to add literature to the site in twenty-five languages. Beginning in June 2005, we began uploading all information pamphlets, booklets, and group readings in English and Spanish. Once the Online Literature Sales option was available in May 2004, use of this function soared to 3,500 customers utilizing the service. The added Online Donation Portal, however, continues to be underutilized.

By posting NA literature on our website, areas and regions have the ability to provide a direct link to these documents from their websites, creating a seamless link, one where the user is not aware that they have even left the area or region's site. This resolves the problem we have had with portions and adaptations of our literature being posted on websites.

As we utilize the Internet in this way, we must remain vigilant in protecting our fellowship's property. Protection of our literature is the responsibility of the World Board, NAWS, and NA members worldwide.

Online Literature Sales and Donation Portal

In the 2002-2003 *Annual Report* we announced our expectation to add literature sales and a donation portal to the website within the next year. We achieved that goal in May 2004. Since then, it has been difficult to





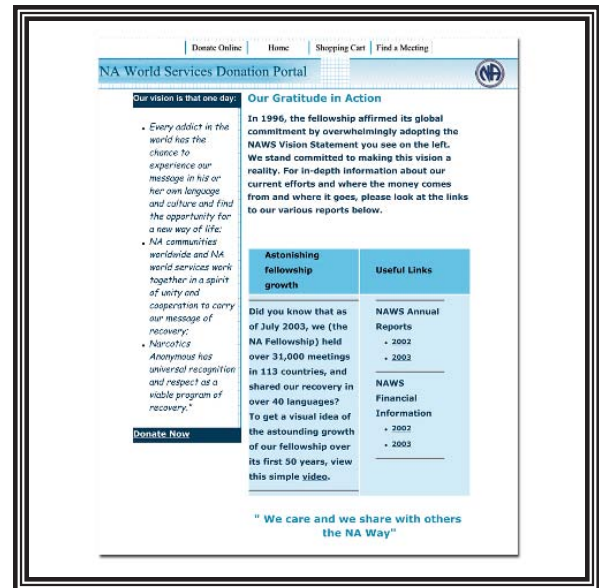
imagine how we ever provided literature distribution service to such a diverse and widespread fellowship without this resource.

In July 2004, only a month and a half after introducing Online Literature Sales, we had three regional service offices and a few areas and individual members using this “online shopping cart” service. During that month we received 204 online orders, which represented 16 percent of all orders processed and 21 percent of the total literature income received for the month. Online literature sales increased each month, and by June 2005, eleven major regional service offices were placing their orders online along with many areas, groups, rehabilitation facilities, social services, correctional facilities, and individual NA members. Online ordering has more than doubled, with a full 33 percent (443) of all June 2005 orders being placed through the website, accounting for over 47 percent of that month’s literature income.

During 2004-2005, 3,500 new customers used this service. Each month about eight orders are transferred electronically to our Canadian distribution center, and about five orders per month are transferred to our European branch office.

The total number of orders we receive monthly from all sources has increased by 21 percent over the prior year. During 2003-2004, over 38 percent of our orders were received by fax or telephone. During 2004-2005, fax and telephone ordering diminished to about 27 percent of the total orders received. A shopping cart order is about US \$6 less costly to process than a fax or telephone order.

The donation portal has not experienced as much activity as the shopping cart; however, several groups now regularly use this method for their monthly donations. Dur-



ing this fiscal year, ninety-six donations were received through the online portal, totaling \$6,562. Most donations were from members and groups. Donations were received from the USA, Germany, the United Kingdom, Brazil, Sweden, Canada, Uruguay, Israel, and Russia.

Public Relations and Marketing

Following the Public Relations Roundtable project completion in 2004, a workgroup was formed to develop a public relations strategy, armed with the PR Roundtable results and historical public relations reports and archives. In addition, one of the Fellowship Issue Discussion topics for the 2004-2006 conference cycle was “Our Public Image.” The PR Strategy Workgroup completed its work in June 2005 and submitted its final report and recommendations to the World Board. Many strategic priorities for the 2006-2008 conference cycle align with recommendations forwarded by the PR Strategy Workgroup.

As work progressed on the *Public Relations Handbook* and Public Relations Strategy



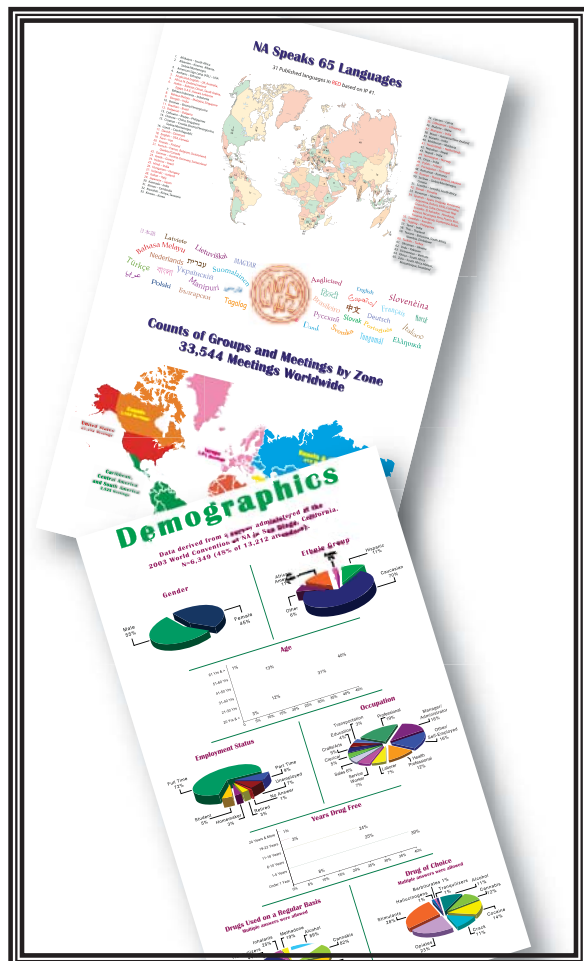
projects this year, we also continued to participate in events where our presence could provide information to professionals who affect the lives of addicts seeking recovery. At each conference, we displayed and distributed NA literature. Many events are purely public-relations efforts that allow us to network with and become familiar with other organizations interested in helping recovering addicts, while others are opportunities to provide information about our literature and our fellowship.

Whenever possible, we enlist the assistance and participation of local NA members to help with our exhibit. This supports our efforts and gives local NA communities the opportunity to experience national or international events. It is an ideal opportunity for NAWS and NA

communities worldwide to work together in a spirit of unity and cooperation.

Public Relations and Marketing Events:

- ◆ AA World Convention (Toronto, Canada) – June 2005
- ◆ Recovery Month (Washington, DC) – September 2004, January 2005
- ◆ International Conference on Alcohol and Addiction (Venice, Italy) – October-November 2004
- ◆ American Probation & Parole Association (California, USA) – February 2005
- ◆ American Society of Addiction Medicine (Texas, USA) – April 2005
- ◆ American Corrections Association (Illinois, USA) – August 2004
- ◆ National Association of Alcohol and Drug Addiction Counselors (Montana, USA) – October 2004
- ◆ Southeastern Conference on Alcohol and Drugs (Georgia, USA) – December 2004
- ◆ American Jail Association (Missouri, USA) – May 2005
- ◆ National Association of Addiction Treatment Professionals (Arizona, USA) – May 2005
- ◆ National Association of Drug Court Professionals (Florida, USA) – June 2005





Fellowship Publications

Fiscal year 2004-2005 witnessed another year of growth for NAWS' major periodicals, *The NA Way Magazine*, *Reaching Out*, and *Meeting by Mail*. The growth of *The NA Way* was fueled by increased subscriptions in standard print format to well over 35,000 copies, and also by the implementation of electronic subscriptions. More than 1,700 copies of the magazine are now delivered electronically, with the number increasing daily. *The NA Way Magazine* is published in five languages: English, French, German, Portuguese, and Spanish. Another change for the magazine this year was the departure of Editor Nancy Schenk, who was replaced by De Jenkins.

One of our oldest publications, *Reaching Out*, continues to support incarcerated members as well as those H&I-minded members in the community. Our current printing for each issue of *Reaching Out* is approximately 9,000 copies. A single subscription to *Reaching Out* often includes multiple copies of each issue to facilitate local distribution by H&I subcommittees.

Meeting by Mail is delivered to approximately 1,000 different addresses every other month. *Meeting by Mail* allows addicts who cannot attend regular NA recovery meetings because of geographical isolation or physical infirmity to share their experience, strength, and hope in a newsletter and to correspond with each other independently, as they wish.

The participants in *Meeting by Mail* (MBM) are self-designated as either *loner* or *nonloner*. Many nonloners live in populated areas, and many do attend regular NA recovery meetings as well as participate in MBM. Some have difficulty sharing at a regular NA meeting; they feel less inhibited when sharing in writ-



ten form via MBM. The different sections of the magazine—New Loners, New Nonloners, Willing to Share, and General—let the editor indicate someone's "loner" status by placing their first letter in either New Loners or New Nonloners. Subsequent letters are placed in either Willing to Share or General, with different criteria determining the placement. When someone reading the magazine is taken with a particular "share," they can write the individual a personal response if they wish, as the mailing address of the participant is listed at the end of their letter.



Conference Publications

NAWS News

NAWS *News* provides an overview of world services activity, with an emphasis on World Board projects. It is published following World Board meetings and the World Service Conference in English, French, German, Portuguese, and Spanish. NAWS *News* is distributed to conference participants and registered area and regional service committees. Individuals can also request copies of this periodical after each mailing, and it is available on our website.

Conference Report

The *Conference Report*, a comprehensive and detailed report of world services activity, is published when the reporting needs of world services require it. This report contains information regarding the status of major world services projects, suggestions for new work, and challenges that have been encountered. It includes reports from the World Board, Human Resource Panel, and any region or zonal forum that wishes to submit material. The frequency of publication may change from year to year, and conference participants are provided with the schedule for each year in advance. The *Conference Report* can also be accessed on our website.

Conference Agenda Report

The CAR is published and distributed in English a minimum of 150 days before the beginning of each World Service Conference, with translated versions in French, German, Portuguese, Spanish, and Swedish released a minimum of 120 days prior to the WSC. This publication contains information about relevant WSC business, issue discussions, proposals, and activities that require guidance from the conscience of the entire NA Fellowship.

Regional motions to be included in the CAR for consideration by the WSC must be submitted 240 days prior to the WSC and must be accompanied by a written statement of intent. Regions can also submit a narrative of up to 150 words describing the rationale and meaning of the motion. The WB includes a recommendation regarding each regional motion to provide as much information as possible for the fellowship to engage in informed discussions of each proposal.

The CAR is distributed to conference participants and regions. Additional printed copies are available for purchase at cost from NAWS. The CAR is also accessible on our website at no cost.

NAWS Annual Report

The NAWS *Annual Report* provides a summary of world services activity for the prior fiscal year (1 July through 30 June). Once completed, it is distributed to conference participants and regions. Additional copies are available for purchase at cost from NAWS. The *Annual Report* can also be viewed or downloaded from our website at no cost.



Count of Groups and Meetings by Region/Country

The total number of areas is 1008. The total number of regions is 118.

The total number of countries without a region is 85.

Region/Country	Groups	Mtgs.
ABCD Region	101	108
Alabama/NW Florida Region	137	445
Alaska Region	64	107
Al-Sask Region	178	210
Aotearoa New Zealand Region	82	82
Argentina Region	84	187
Arizona Region	303	499
Arkansas Region	128	379
Australian Region	272	301
Baja Son Region	28	177
Best Little Region	82	262
Bluegrass-Appalachian Region*	48	96
Brazil Region	539	1,313
British Columbia Region	257	318
Buckeye Region	182	190
California Inland Region	179	214
California Mid-State Region	230	366
Canada Atlantic Region	94	117
Carolina Region	429	923
Central California Region	231	311
Chesapeake & Potomac Region	269	304
Chicagoland Region	346	400
Chile Region	22	88
Colombia Region	126	394
Colorado Region	131	251
Connecticut Region	258	274
Costa Rica Region	54	235
Croatia Region*	3	8
Denmark Region*	131	135
Eastern New York Region	226	273
Eastern Pennsylvania Region*	85	101
Ecuador Region	57	247

Region/Country	Groups	Mtgs.
Finland Region	43	66
Florida Region	486	776
France Region	75	77
Free State Region	540	711
Georgia Region	445	826
German Speaking Region	212	236
Greater Illinois Region	88	154
Greater New York Region	571	681
Greater Philadelphia Region	327	473
Greece Region	18	70
Guatemala Region	19	115
Hawaii Region	130	151
Indiana Region	326	388
Indonesia Region*	15	27
Iowa Region	231	331
Ireland Region	89	116
IRF Region	100	159
Israel Region	32	82
Italy Region	50	75
Japan Region	89	231
Kentuckiana Region	167	276
Le Nordet Region	63	75
Lone Star Region	129	725
Louisiana Region	232	407
Malta Region*	3	3
Metro Detroit Region	297	311
Mexico Region	35	219
Michigan Region	250	388
Mid-America Region	107	329
Mid-Atlantic Region	271	378
Minnesota Region	218	228
Mississippi Region	78	222

* Regions not seated at World Service Conference.



Region/Country	Groups	Mtgs.
Montana Region	43	89
Mountain Valley Region	120	146
Mountaineer Region	92	127
Nebraska Region	102	155
New England Region	405	453
New Jersey Region	326	371
North Carolina Region*	43	108
Northern California Region	1,012	1,385
Northern New England Region	104	120
Northern New Jersey Region	381	398
Northern New York Region	225	283
Norway Region	39	43
Occidente-Mexico Region*	9	51
Ohio Region	319	375
OK Region	203	487
Ontario Region	248	305
Pacific Cascade Region	374	550
Pakistan Region*	10	34
Pakistan South Region	5	5
Panama Region	17	80
Paraguay Region*	8	13
Peru Region	40	103
Philippines Region	35	73
Poland Region*	62	76
Portugal Region	191	204
Quebec Region	226	234
Red River Region*	18	72
Region 51	59	109
Region Del Coqui	39	58
Region of the Virginians	374	521
Rio Grande Region	140	218
San Diego/Imperial Region	393	570
Show-Me Region	450	724
Sierra Sage Region	95	132
South Dakota Region	42	72
South Florida Region	355	541
South Mountain Region*	10	10
Southern California Region	988	1,190
Southern Idaho Region	80	119
Spain Region	62	95

Region/Country	Groups	Mtgs.
Sweden Region	180	290
Tejas Bluebonnet Region	248	587
Tri-State Region	457	484
Turkey Region*	8	13
UK Region	453	480
Upper Midwest Region	78	102
Upper Rocky Mountain Region	81	171
Uruguay Region	11	29
Utah Region	109	147
Venezuela Region	43	174
Volunteer Region	204	414
Washington/N. Idaho Region	518	798
Western New York Region	151	176
Wisconsin Region	254	339
Antigua and Barbuda	2	6
Aruba	10	46
Austria	2	2
Bahrain	5	8
Bangladesh	33	76
Barbados	2	5
Belarus	2	8
Belgium	12	16
Belize	2	4
Bermuda	5	5
Bhutan	1	2
Bolivia	15	18
Bosnia and Herzegovina	1	1
Bulgaria	3	12
Cambodia	2	6
Cayman Islands	2	4
China	2	2
Cuba	3	6
Cyprus	2	2
Czech Republic	2	4
Dominican Republic	25	49
Egypt	8	52
El Salvador	19	92
Estonia	1	2
Ethiopia	1	1
French Polynesia	1	1

* Regions not seated at World Service Conference.



Region/Country	Groups	Mtgs.
Georgia	1	2
Ghana	1	1
Gibraltar	2	4
Greenland	1	1
Grenada	2	2
Guyana	2	2
Haiti	1	6
Honduras	7	35
Hong Kong	3	3
Hungary	12	15
Iceland	17	18
Iran (See page 9)		
Jamaica	7	23
Jordan	1	2
Kenya	20	22
Kuwait	3	3
Kyrgyzstan	2	4
Latvia	3	4
Lebanon	1	2
Liberia	4	9
Lithuania	8	19
Luxembourg	1	2
Malaysia	8	10
Marianas Islands	1	2
Martinique	1	1
Moldova	1	7
Morocco	1	7
Mozambique	1	2
Namibia	1	1
Nepal	22	37

Region/Country	Groups	Mtgs.
NERF Region	23	57
Netherlands	23	23
Nicaragua	9	63
Nigeria	1	1
Northwest Territories	2	4
Oman	1	3
Russian Federation	40	166
Saint Lucia	2	5
Saint Vincent and the Grenadines	2	2
Saudi Arabia	12	42
Singapore	1	2
Slovakia	4	8
Slovenia	4	7
South Africa	75	86
South Korea	3	3
Sri Lanka	1	2
Swaziland	1	1
Switzerland	22	22
Tanzania	4	11
Thailand	5	11
Trinidad and Tobago	27	33
Ukraine	14	56
United Arab Emirates	2	2
Uzbekistan	1	2
Vietnam	1	1
Virgin Islands	15	40
Yukon Territory	5	6
Zambia	1	3
Zimbabwe	2	9
	22,232	34,871



...As our commonly held sense
of the highest aspirations that
set our course, our vision is our
touchstone, our reference point,
inspiring all that we do.

Honesty, trust, and goodwill are
the foundation of these ideals.

In all our service efforts, we rely
upon the guidance of a loving
Higher Power.

Making Sense of Financial Reports

We hope this information helps those who are less experienced with accounting-type information find their way through the financial data provided below, and offers some points of reference to those with more experience. In our financial reports, the document that many commercial organisms call “Balance Sheet” is entitled “Statement of Financial Position” (SOFT), and the document that is commonly referred to as “Income Statement” is called “Statement of Activities” (SOA).

Our SOA is presented in two main sections: income and expense. To comply with an accounting standard required for non-profits, the expense portion is divided into four basic “activities”:

- ◆ Literature Production and Distribution
- ◆ World Service Conference Support
- ◆ Fellowship Development
- ◆ Events

When reviewing the SOA, you will notice the line items “accounting”, “personnel”, “overhead”, and “technology” included in each of the four activity sections of expenses. These line items are for expenses (such as building rent and utilities) that are not directly attributable to a specific area of activity. They are budgeted and allocated (distributed) according to a calculated fixed percentage. The calculated percentage is based on a combination of three factors: the number of personnel devoted to the activity, the approximate number of hours of labor, and the amount of physical office space needed for the activity. For this fiscal year (and for the two-year budget cycle), the calculated percentages for the four activity areas are:

Literature Production and Distribution	35%
World Service Conference Support	26%
Fellowship Development	31%
Events	8%

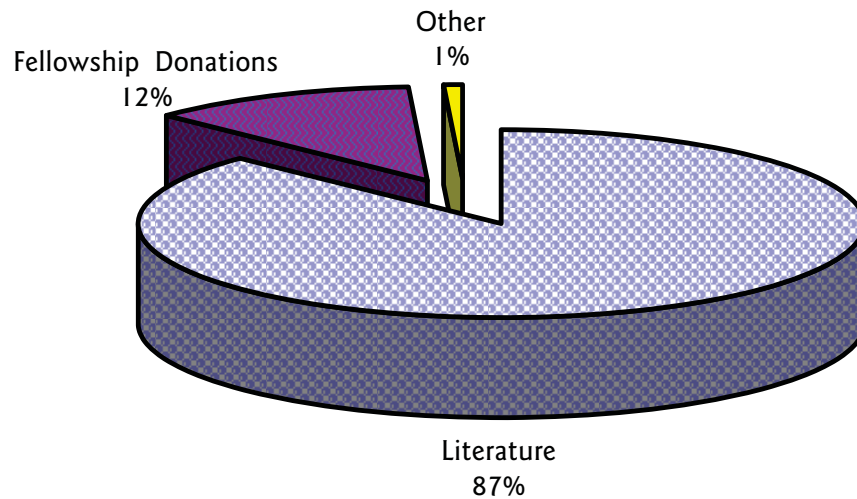




The “Event Specific” section has no income listed for World Convention of Narcotics Anonymous XXXI, which took place in September 2005. Since we do not actually “earn” the income until the event happens (and this SOA is for our fiscal year ending 30 June 2005), we must record all convention money received prior to this date (September 2005) on our SOFP as a liability under the heading “deferred income.” Much of the convention expense is likewise recorded under the heading “prepaid expense.” These amounts are then counted as income or expense in the next fiscal year.

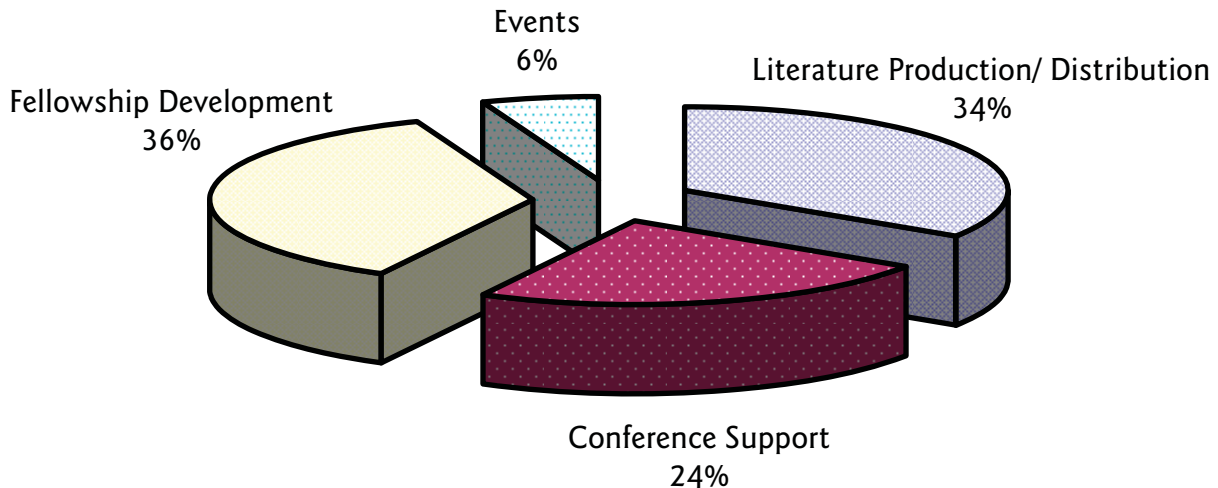
Where Does Our Money Come From?

Income Breakdown July 2004 - June 2005



Where Does Our Money Go?

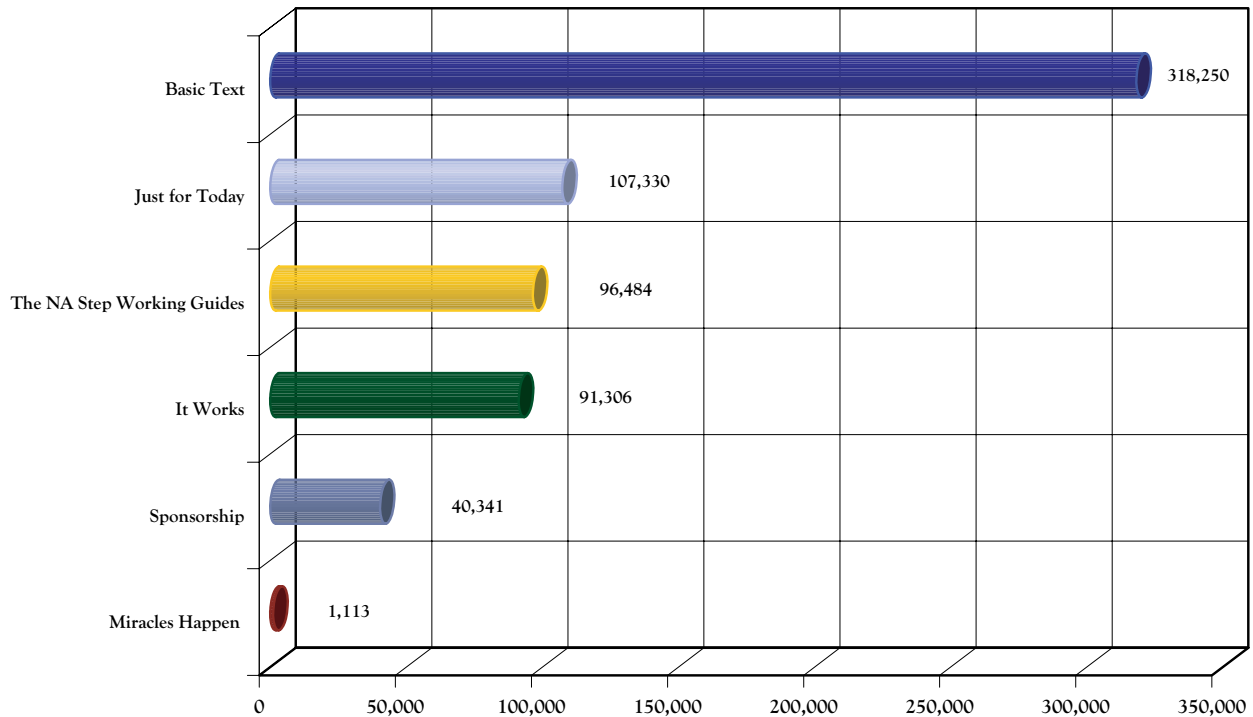
Expense Breakdown July 2004 - June 2005





Unit Distribution Trends

Recovery Books Distributed 2004-2005



Fourteen years ago the Basic Text was the only recovery book in our inventory. In calendar year 1991 we distributed 313,284 copies of the Basic Text (100 percent of recovery book units sold). That was a phenomenal increase from the 36,741 sold in 1983, when regular distribution of the book began. The Basic Text remains our best-seller, accounting for 48.7 percent of recovery books distributed this fiscal year (318,250 copies).

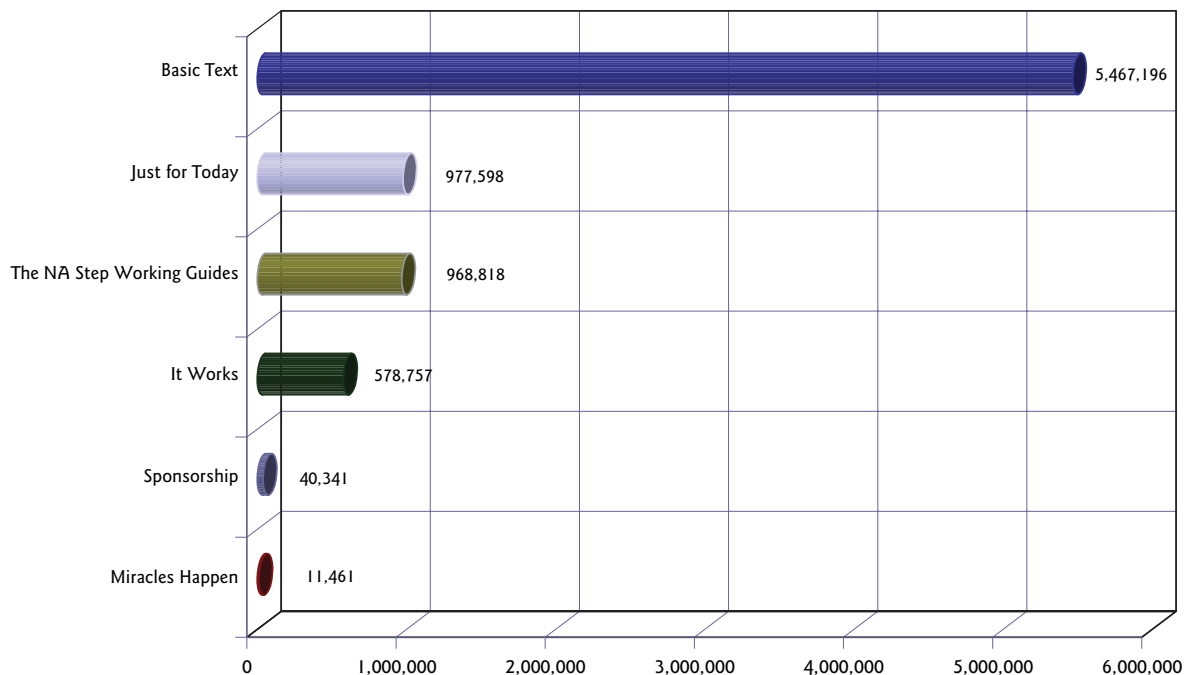
During the past fourteen years, *Just for Today* became available for sale in 1992, *It Works: How and Why* in 1993, *The NA Step Working Guides* in 1998, and *Sponsorship* in 2004. So, while Basic Text distribution has declined since 1991 (averaging around 275,000 copies per year in the past decade), the addition of these four books continues to push total recovery book distribution upward, with over 600,000 books sold per year. In FY 2005 we distributed 654,824 recovery book units, an increase of 85,562 (15 percent) over FY 2004. And from 1983 through the end of this fiscal year, 5,467,196 Basic Texts were distributed, representing 68.1 percent of lifetime unit sales of 8,032,710 recovery books.



The other four recovery books (excluding *Miracles Happen*) accounted for 51.2 percent of unit sales during this fiscal year. *Just for Today: Daily Meditations for Recovering Addicts* was our second best-selling book with 107,330 copies sold (16.4 percent of units distributed). *The NA Step Working Guides* surpassed sales of *It Works: How and Why* for the first time since it was published in 1998 (96,484 copies and 91,306 copies, respectively). We also distributed 1,113 copies of *Miracles Happen: The Birth of Narcotics Anonymous in Words and Pictures*.

The most exciting story this year was the publication of our newest book, *Sponsorship*. Following its release in November 2004, *Sponsorship* sold an amazing 40,341 copies, representing 6.2 percent of book distribution. This high volume accounted for the unprecedented 15 percent increase in total book distribution during this fiscal year.

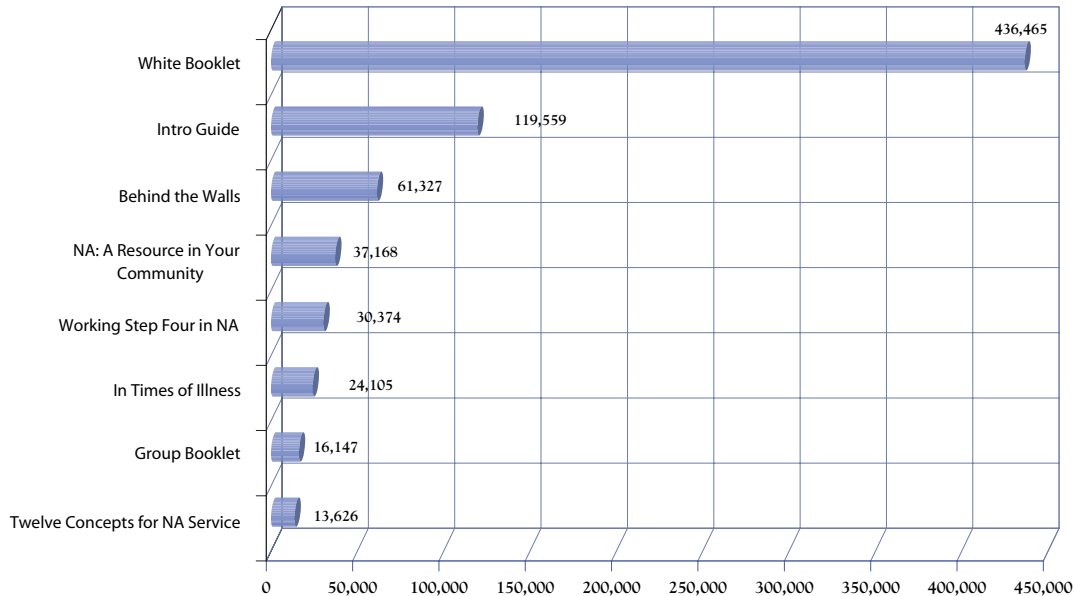
Recovery Books Distributed 1983-2005






Unit Distribution Trends

Recovery Booklets Distributed 2004-2005



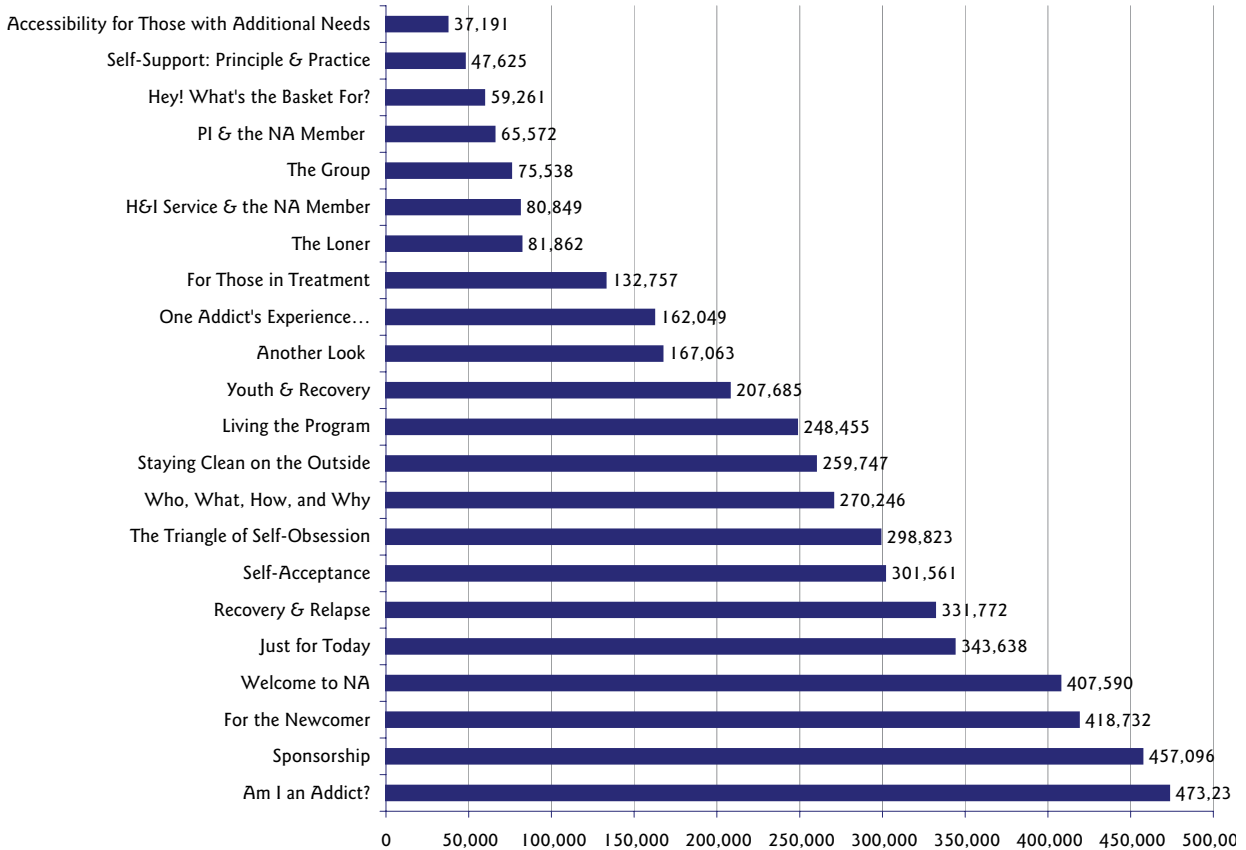
The peak year for booklet sales was 1991, when we distributed 735,914. For the first time since then, booklet distribution has exceeded this record with sales of 738,771 in FY 2005. The White Booklet remains the best-seller, accounting for 60.1 percent of units distributed. It is still our best-selling booklet of all time, with 7,191,539 copies distributed from 1983 through 30 June 2005. (Unit sales figures are not generally available prior to 1983.) The booklets classified as recovery literature are: the White Booklet, *An Introductory Guide to Narcotics Anonymous*, *Working Step Four in NA*, *The Group Booklet*, *Behind the Walls*, *Twelve Concepts for NA Service*, *In Times of Illness*, and *NA: A Resource in Your Community*.






Unit Distribution Trends

Information Pamphlets Distributed 2004-2005



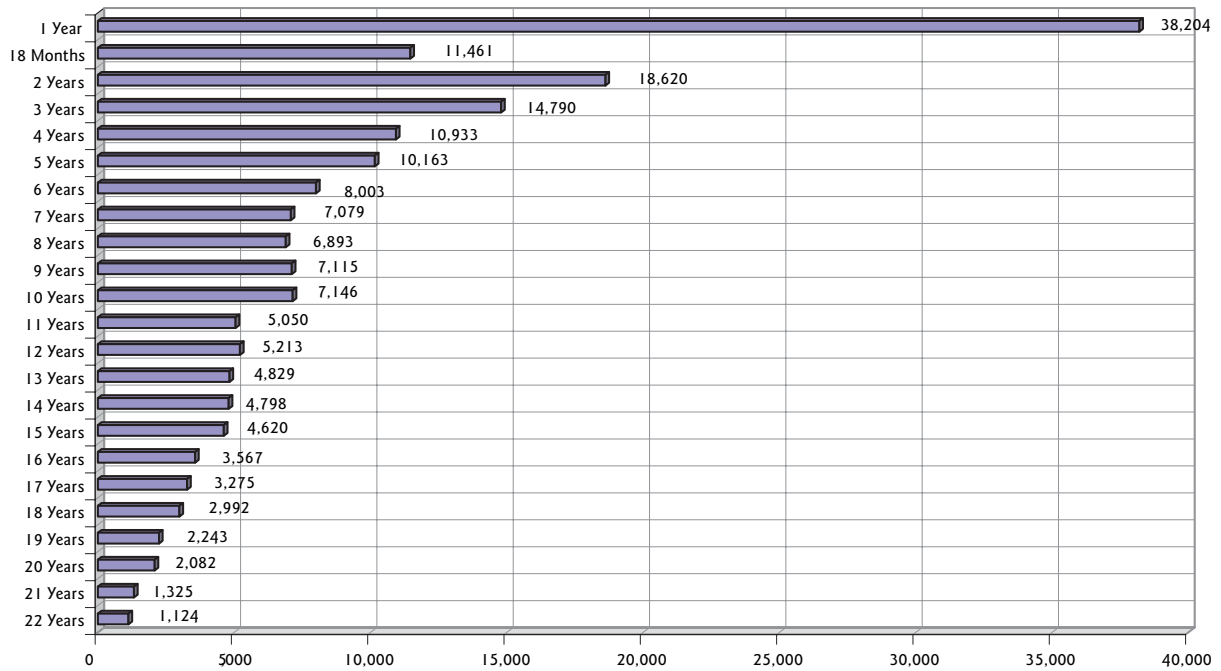
In this fiscal year, when IPs were made available for online viewing and downloading for the first time, we actually experienced an increase in IP distribution from 4,455,024 in 2004 to 4,958,716 in 2005—an extraordinary increase of more than 500,000 units. This increase is due, in part, to sales of the recently revised IP #11, *Sponsorship*.





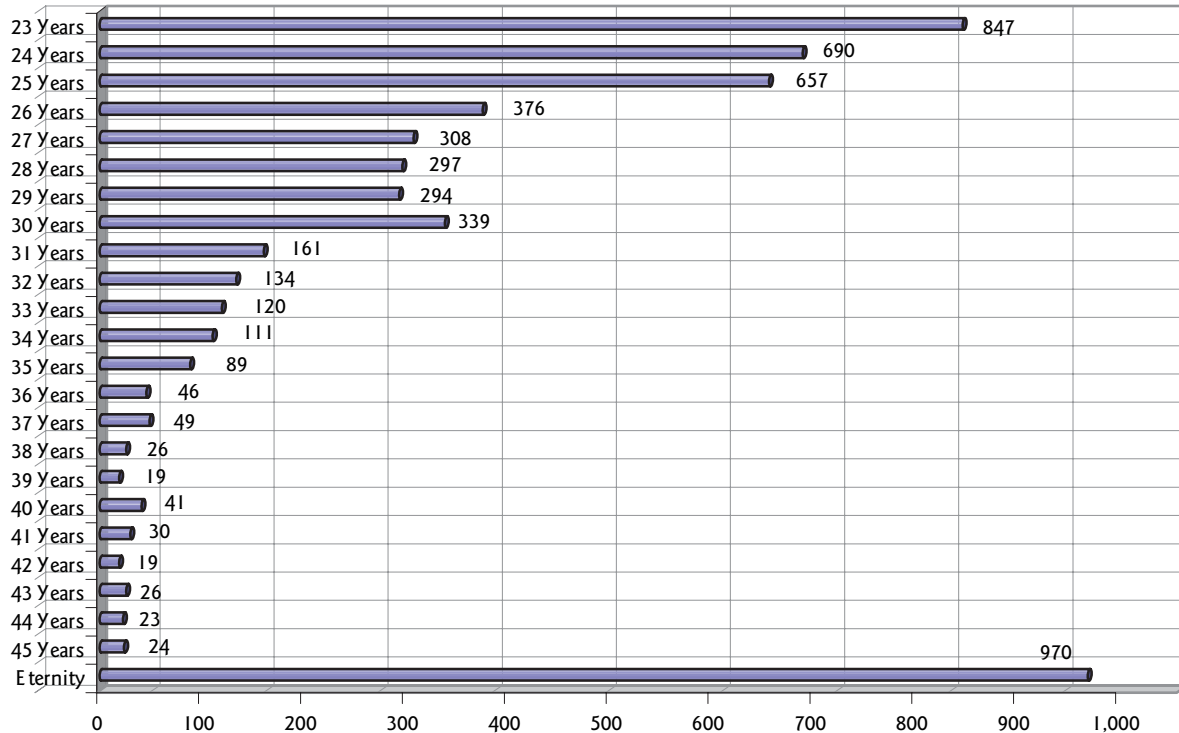
Medallions Distributed 2004-2005

Years 1 - 22



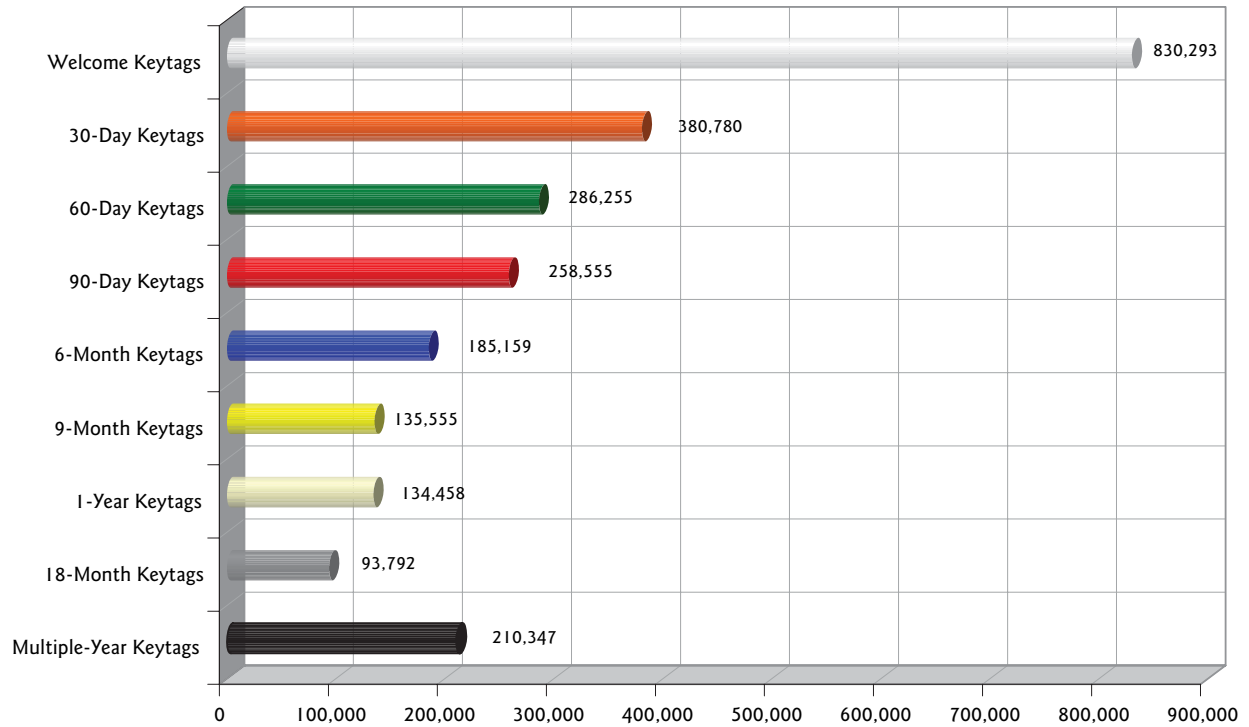
Medallions Distributed 2004-2005

Years 23 - Eternity

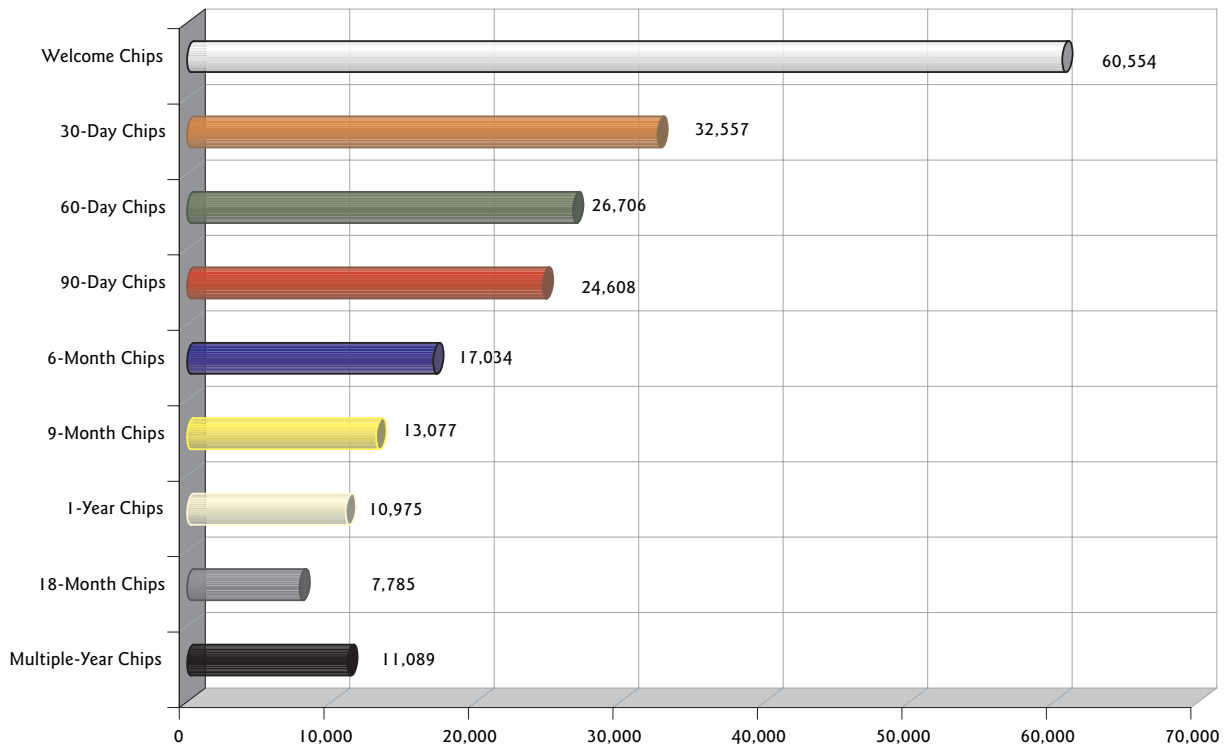




Keytags Distributed 2004-2005



Chips Distributed 2004-2005





Narcotics Anonymous World Services Consolidated Statement of Financial Position

(Balance Sheet)

30 June 2005

ASSETS**CURRENT ASSETS**

Cash and Cash Equivalents		
Checking Accounts	\$2,573,429	
Reserve Accounts	1,856,732	
		\$4,430,161

Accounts Receivable		
Accounts Receivable	\$713,719	
Convention & Sales Deposits Clearing	(1,418)	
Less Allowance for Doubtful Accounts	(71,000)	
		641,301

Inventory		660,158
Prepaid Expenses		377,955

Total Current Assets		\$6,109,576
-----------------------------	--	--------------------

EQUIPMENT, FURNITURE AND IMPROVEMENTS

Equipment and Furniture	\$1,962,321	
Leasehold Improvements	805,814	
Intellectual and Software Property	1,030,859	
Less Accumulated Depreciation and Amortization	(2,251,296)	
		1,547,699

TOTAL ASSETS		\$7,657,274
---------------------	--	--------------------

LIABILITIES AND NET ASSETS**CURRENT LIABILITIES**

Accounts Payable	\$248,285	
Accrued Payroll Expense	151,588	
Total Current Liabilities		\$399,872

LONG TERM LIABILITIES

Notes Payable	\$0	
Leases Payable	\$601,206	
Total Long Term Liabilities		601,206

DEFERRED INCOME

Conventions	\$1,043,580	
Total Deferred Income		1,043,580

INTERBRANCH ACCOUNTS

Interbranch Accounts	\$0	
Total Interbranch Accounts		0

NET ASSETS

Previous Unrestricted Net Assets	\$4,977,691	
Current Gain / (Loss) Unrestricted Net Assets	634,925	
Total Net Assets		5,612,617

TOTAL LIABILITIES AND NET ASSETS		\$7,657,274
---	--	--------------------



Narcotics Anonymous World Services

Consolidated Statement of Activities (Income Statement)

For the Twelve Months Ending 30 June 2005

	YTD ACTUAL	YTD BUDGET	VARIANCE
INCOME			
RECOVERY LITERATURE INCOME			
BASIC TEXT: Hardcover English	\$2,078,009	\$1,818,557	\$259,452
BASIC TEXT: Translated	159,971	116,084	43,887
BASIC TEXT: Softcover	727,413	662,561	64,852
JUST FOR TODAY	849,355	695,259	154,096
IT WORKS: HOW & WHY	697,131	640,698	56,433
SPONSORSHIP BOOK	282,072	0	282,072
STEP WORKING GUIDES	699,902	589,773	110,129
LITERATURE INCOME (IRAN)	13,540	0	13,540
OTHER RECOVERY LITERATURE	1,464,498	1,365,993	98,505
Subtotal	\$6,971,892	\$5,888,925	\$1,082,967
OTHER INVENTORY INCOME			
MEDALLIONS	\$516,972	\$495,176	\$21,796
KEY TAGS & CHIPS	995,001	872,722	122,279
NON-FIPT INFORMATION BOOKLETS	60,493	48,685	11,808
HANDBOOKS	62,118	59,389	2,729
SPECIALTY ITEMS	49,138	34,128	15,010
AUDIO MATERIALS	3,139	38,153	(35,014)
GROUP/AREA MATERIALS	85,944	71,266	14,678
MIRACLES HAPPEN	29,009	32,596	(3,587)
Subtotal	\$1,801,815	\$1,652,115	\$149,700
SHIPPING	\$351,279	\$308,573	\$42,706
DISCOUNTS	(1,371,528)	(1,183,518)	(188,010)
DEVELOPMENTAL SUBSIDIES & ALLOWANCES	(230,056)	(106,256)	(123,800)
Subtotal	(\$1,250,305)	(\$981,201)	(\$269,104)
Gross Literature Income (less discounts)	\$7,523,401	\$6,559,839	\$963,562
RECOVERY LITERATURE COST OF GOODS			
BASIC TEXT: Hardcover English	\$344,764	\$322,144	\$22,620
BASIC TEXT: Translated	37,486	31,892	5,594
BASIC TEXT: Softcover	65,014	70,780	(5,766)
JUST FOR TODAY	94,810	80,101	14,709
IT WORKS: HOW & WHY	133,331	148,583	(15,252)
SPONSORSHIP BOOK	53,265	0	53,265
STEP WORKING GUIDES	122,210	114,456	7,754
LITERATURE PRODUCTION (IRAN)	27,015	0	27,015
OTHER RECOVERY LITERATURE	310,258	253,736	56,522
Subtotal	\$1,188,152	\$1,021,692	\$166,460
OTHER INVENTORY COST OF GOODS			
MEDALLIONS	\$89,040	\$80,897	\$8,143
KEY TAGS & CHIPS	267,149	209,992	57,157
NON-FIPT INFORMATION BOOKLETS	35,220	28,322	6,898
HANDBOOKS	20,620	19,390	1,230
SPECIALTY ITEMS	19,159	10,757	8,402
AUDIO MATERIALS	1,222	11,788	(10,566)
GROUP/AREA MATERIALS	40,274	31,040	9,234
MIRACLES HAPPEN	3,126	9,318	(6,192)
Subtotal	\$475,810	\$401,504	\$74,306
Total Cost of Goods	\$1,663,961	\$1,423,196	\$240,765
Net Literature Income	\$5,859,440	\$5,136,643	\$722,797



Narcotics Anonymous World Services

Consolidated Statement of Activities (Income Statement)

For the Twelve Months Ending 30 June 2005

	YTD ACTUAL	YTD BUDGET	VARIANCE
FELLOWSHIP DONATIONS			
BREAKDOWN BY DONOR TYPE			
Members	\$8,609	\$10,142	(\$1,533)
Groups	45,169	39,448	5,721
Areas	96,373	78,849	17,524
Regions	594,500	440,000	154,500
Events/Conventions	50,737	21,859	28,878
Unity Day	312	19,556	(19,244)
Zonal & Other Forums	6,700	6,497	203
Total Donations	\$802,401	\$616,351	\$186,050
EVENT INCOME			
UNITY DAY	\$0	\$0	\$0
WORLD SERVICE CONFERENCE BI-ANNUAL MEETING	388	0	388
Total Event Income (Not including event specific)	\$388	\$0	\$388
MISCELLANEOUS INCOME			
LICENSED VENDOR PAYMENTS	\$22,500	\$17,050	\$5,450
INTEREST	22,696	26,495	(3,799)
MISCELLANEOUS	1,611	0	1,611
Total Miscellaneous Income	\$46,806	\$43,545	\$3,261
INCOME ALL SOURCES (Not including event specific)	\$6,709,036	\$5,796,539	\$912,497



Narcotics Anonymous World Services

Consolidated Statement of Activities (Income Statement)

For the Twelve Months Ending 30 June 2005

	YTD ACTUAL	YTD BUDGET	VARIANCE
EXPENSE			
LITERATURE PRODUCTION & DISTRIBUTION			
FIXED OPERATIONAL EXPENSES			
MARKETING	\$100,274	\$80,023	\$20,251
IN HOUSE PRODUCTION (not included in Cost of Goods)	(46,572)	48,834	(95,406)
TRANSLATIONS (not included in Cost of Goods)	32,694	22,216	10,478
LITERATURE DISTRIBUTION (IRAN)	14,995	0	14,995
SHIPPING	391,758	328,587	63,171
LEGAL	83,005	11,381	71,624
LITERATURE PRODUCTION & DISTRIBUTION TRAVEL	4,388	3,422	966
INVENTORY ADJUSTMENT	0	0	0
ACCOUNTING	11,279	11,206	73
PERSONNEL (Includes amount budgeted to variable projects)	996,830	881,862	114,968
OVERHEAD	467,986	416,347	51,639
TECHNOLOGY	55,554	44,416	11,138
Subtotal	\$2,112,192	\$1,848,294	\$263,898
VARIABLE OPERATIONAL EXPENSES			
BUSINESS PLAN WORK GROUP	\$10,320	\$26,800	(\$16,480)
LITERATURE & CONVENTION WORKSHOP	0	0	0
Subtotal	\$10,320	\$26,800	(\$16,480)
Total Literature Production & Distribution	\$2,122,511	\$1,875,094	\$247,417
WORLD SERVICE CONFERENCE SUPPORT			
FIXED OPERATIONAL EXPENSES			
PUBLICATIONS	\$36,146	\$22,161	\$13,985
WORLD SERVICE CONFERENCE BI-ANNUAL MEETING	15,772	0	15,772
WORLD BOARD	201,885	168,584	33,301
HUMAN RESOURCE PANEL	19,178	14,415	4,763
WSC CO-FACILITATOR	723	0	723
CONFERENCE RELATED TRAVEL	0	28,000	(28,000)
LEGAL	0	0	0
ACCOUNTING	8,378	8,325	53
PERSONNEL (Includes amount budgeted to variable projects)	740,502	653,966	86,536
OVERHEAD	349,852	316,709	33,143
TECHNOLOGY	41,355	32,995	8,360
Subtotal	\$1,413,791	\$1,245,155	\$168,636
VARIABLE OPERATIONAL EXPENSES			
NAWS COMMUNICATIONS AND PUBLICATIONS	\$0	\$47,360	(\$47,360)
LEADERSHIP IDENTIFICATION & DEVELOPMENT	0	22,240	(22,240)
LEADERSHIP QUALITIES IN NA	0	27,240	(27,240)
CONSENSUS-BASED DECISION MAKING AT THE WSC	0	22,240	(22,240)
CAPTURING LONG TIME MEMBERS EXPERIENCE	0	35,360	(35,360)
WORLD WIDE WORKSHOPS	61,164	76,000	(14,836)
OTHER FINISHED WSC PROJECTS	943	0	943
Subtotal	\$62,107	\$230,440	(\$168,333)
Total World Service Conference Support	\$1,475,898	\$1,475,595	\$303



Narcotics Anonymous World Services

Consolidated Statement of Activities (Income Statement)

For the Twelve Months Ending 30 June 2005

	YTD ACTUAL	YTD BUDGET	VARIANCE
FELLOWSHIP DEVELOPMENT			
FIXED OPERATIONAL EXPENSES			
PUBLICATIONS	\$134,898	\$165,000	(\$30,102)
FELLOWSHIP SUPPORT	139,823	33,181	106,642
PROFESSIONAL EVENTS	51,782	32,244	19,538
DEVELOPMENTAL LITERATURE	222,869	136,816	86,053
ARCHIVES & INFORMATION MANAGEMENT	47	51,000	(50,953)
LEGAL	1,266	0	1,266
ACCOUNTING	9,990	9,926	64
PERSONNEL (Includes amount budgeted to variable projects)	882,907	778,046	104,861
OVERHEAD	336,298	347,113	(10,815)
TECHNOLOGY	49,205	39,340	9,865
Subtotal	\$1,829,086	\$1,592,666	\$236,420
VARIABLE OPERATIONAL EXPENSES			
BASIC TEXT PROJECT	\$70,428	\$59,600	\$10,828
PUBLIC RELATIONS STRATEGY	55,614	56,480	(866)
SERVICE MATERIALS	1,859	26,800	(24,942)
SERVICE HANDBOOKS	79,170	56,480	22,690
SELF-SUPPORT PAMPHLET	0	33,360	(33,360)
SERVICE STRUCTURE RELATIONSHIP & DEFINITION	0	34,240	(34,240)
TARGETED LITERATURE	0	65,600	(65,600)
FELLOWSHIP ISSUE DISCUSSIONS	0	24,240	(24,240)
Subtotal	\$207,071	\$356,800	(\$149,729)
Total Fellowship Development	\$2,036,157	\$1,949,466	\$86,691
EVENTS			
FIXED OPERATIONAL EXPENSES			
UNITY DAY	\$0	\$0	\$0
FUTURE (AND PRIOR) CONVENTIONS	\$5,071	\$12,995	(\$7,924)
LEGAL	0	0	0
ACCOUNTING	2,578	2,561	17
PERSONNEL (Includes amount budgeted to variable projects)	230,283	200,786	29,497
OVERHEAD	118,333	95,165	23,168
TECHNOLOGY	12,748	10,152	2,596
Total Events (Not including event specific)	\$369,014	\$321,659	\$47,355
TOTAL EXPENSE ALL SOURCES (Not including event specific)	\$6,003,580	\$5,621,814	\$381,766
EXCESS REVENUE/EXPENSE (Not including event specific)	\$705,456	\$174,725	\$530,731



Narcotics Anonymous World Services

Consolidated Statement of Activities (Income Statement)

For the Twelve Months Ending 30 June 2005

	YTD ACTUAL	YTD BUDGET	VARIANCE
EVENT SPECIFIC			
EVENT SPECIFIC INCOME			
WCNA-31 INCOME			
REGISTRATION	\$0	\$0	\$0
SPECIAL EVENTS	0	0	0
NEWCOMER DONATIONS	0	0	0
MERCHANDISE	0	0	0
OTHER SALES	0	0	0
REBATES	0	0	0
Total Event Specific Income	\$0	\$0	\$0
EVENT SPECIFIC EXPENSE			
WCNA-31 EXPENSE			
REGISTRATION	\$6,679	\$0	\$6,679
SPECIAL EVENTS	1,058	0	1,058
PROGRAM	9,139	0	9,139
MERCHANDISE	3,139	0	3,139
FACILITIES	77	0	77
SUPPORT COMMITTEE	4,935	0	4,935
ADMINISTRATION	45,504	0	45,504
Total Event Specific Expense	\$70,531	\$0	\$70,531
Total Event Specific Excess Revenue/Expense	(\$70,531)	\$0	(\$70,531)
INCREASE (DECREASE) NET UNRESTRICTED ASSETS	\$634,925	\$174,725	\$460,200



MANNON KAPLAN, C.P.A.
 GEORGE NADEL RIVIN, C.P.A.
 EDWIN KANEMARU, C.P.A.
 KENNETH R. HOLMER, C.P.A.
 DOUGLAS S. WAITE, C.P.A.
 CHARLES SCHNAID, C.P.A.
 DONALD G. GARRETT, C.P.A.
 CATHERINE C. GARDNER, C.P.A.
 JEFFREY L. GOSS, C.P.A.
 JOANNA BOLSKY, C.P.A.
 RONALD D. CHANDLER, C.P.A.
 MICHAEL G. KAPLAN, C.P.A.
 MICHAEL J. QUACKENBUSH, C.P.A.

STANLEY L. MILLER, C.P.A. (1921 - 1995)
 PAUL ARASE, C.P.A.*
 *RETIRED



Miller, Kaplan, Arase & Co., LLP
 CERTIFIED PUBLIC ACCOUNTANTS

SINCE 1941

180 MONTGOMERY STREET

SUITE 1840

SAN FRANCISCO, CALIFORNIA 94104-4233

(415) 956-3600

FAX (415) 956-6517

MEMBERS
 AMERICAN INSTITUTE OF
 CERTIFIED PUBLIC ACCOUNTANTS
 THE CALIFORNIA SOCIETY
 OF CERTIFIED PUBLIC ACCOUNTANTS
 BAKER TILLY INTERNATIONAL
 EIN 95-2036255

OTHER OFFICES:
 NORTH HOLLYWOOD
 LAS VEGAS



Independent Auditors' Report

To the World Board of
 Narcotics Anonymous World Services, Inc.

We have audited the accompanying consolidated statement of financial position of Narcotics Anonymous World Services, Inc. (the "Organization") as of June 30, 2005, and the related consolidated statements of activities, functional expenses and cash flows for the year then ended. These consolidated financial statements are the responsibility of the Organization's management. Our responsibility is to express an opinion on these consolidated financial statements based on our audit. The financial statements of Narcotics Anonymous World Services, Inc. as of and for the year ended June 30, 2004 were audited by other auditors whose report dated August 18, 2004 expressed an unqualified opinion on those statements.

We conducted our audit in accordance with auditing standards generally accepted in the United States of America. Those standards require that we plan and perform an audit to obtain reasonable assurance about whether the consolidated financial statements are free of material misstatement. An audit includes examining, on a test basis, evidence supporting the amounts and disclosures in the financial statements. An audit also includes assessing the accounting principles used and significant estimates made by management, as well as evaluating the overall financial statement presentation. We believe our audit provides a reasonable basis for our opinion.

In our opinion, the 2005 consolidated financial statements referred to above present fairly, in all material respects, the financial position of Narcotics Anonymous World Services, Inc. as of June 30, 2005, and the changes in its net assets and its cash flows for the year then ended in conformity with accounting principles generally accepted in the United States of America.

Miller, Kaplan, Arase & Co., LLP

MILLER, KAPLAN, ARASE & CO., LLP

August 23, 2005



Consolidated Statements of Financial Position

30 June 2005 and 2004

	<u>June 30, 2005</u>	<u>June 30, 2004</u>
Current assets:		
Cash and cash equivalents	\$ 3,480,282	\$ 2,503,136
Investments - at fair value	963,546	809,366
Accounts receivable (net of allowance for uncollectible accounts of \$71,000 and \$40,000, respectively)	622,048	615,609
Publication inventory	660,158	667,230
Prepaid expenses	359,280	50,801
Total current assets	<u>6,085,314</u>	<u>4,646,142</u>
Property and equipment:		
Furniture and equipment	1,962,320	1,845,282
Leasehold improvements	805,814	715,947
	<u>2,768,134</u>	<u>2,561,229</u>
Less: accumulated depreciation and amortization	<u>(1,625,305)</u>	<u>(1,411,465)</u>
Total property and equipment - net	<u>1,142,829</u>	<u>1,149,764</u>
Other assets:		
Deposits	24,260	-
Trademarks and copyrights (net of accumulated amortization of \$625,991 and \$512,394, respectively)	404,868	447,932
Total other assets	<u>429,128</u>	<u>447,932</u>
Total assets	<u>\$ 7,657,271</u>	<u>\$ 6,243,838</u>
 Liabilities and net assets		
Current liabilities:		
Accounts payable	\$ 248,430	\$ 445,194
Accrued salaries, vacation and tax withholdings payable	151,442	148,908
Current portion of capital lease obligations	120,135	95,341
Deferred revenue	1,043,580	-
Total current liabilities	<u>1,563,587</u>	<u>689,443</u>
Capital leases payable, less current portion	<u>481,070</u>	<u>601,206</u>
Total liabilities	<u>2,044,657</u>	<u>1,290,649</u>
Unrestricted net assets	<u>5,612,614</u>	<u>4,953,189</u>
Total liabilities and net assets	<u>\$ 7,657,271</u>	<u>\$ 6,243,838</u>



	<u>1 July 2004 to 30 June 2005</u>	<u>1 July 2003 to 30 June 2004</u>
Revenues, gains and other support:		
Sales of publications and program materials	\$ 7,632,223	\$ 6,953,228
Less discounts and cost of sales	<u>2,211,375</u>	<u>2,455,751</u>
Net sales of publications and program materials	5,420,848	4,497,477
Convention registration and other revenue	-	2,484,665
Conference contributions	802,400	697,993
Interest	23,082	19,483
Other	<u>120,449</u>	<u>16,612</u>
Total revenues, gains and other support	<u>6,366,779</u>	<u>7,716,230</u>
Expenses:		
Literature production and distribution	1,562,478	1,403,935
World Service Conference support	1,490,462	1,681,880
Fellowship development	2,210,227	1,445,620
Events	<u>444,187</u>	<u>2,740,697</u>
Total expenses	<u>5,707,354</u>	<u>7,272,132</u>
Change in net assets	659,425	444,098
Unrestricted net assets:		
Beginning of year	<u>4,953,189</u>	<u>4,509,091</u>
End of year	<u>\$ 5,612,614</u>	<u>\$ 4,953,189</u>



Consolidated Statements of Functional Expenses

Years Ended 30 June 2005 and 2004

	30 June 2005				
	Literature Production and Distribution	World Service Conference Support	Fellowship Development	Events	Total
Expenses:					
Salaries, wages and payroll taxes	\$ 848,084	\$ 630,004	\$ 751,159	\$ 193,847	\$2,423,094
Employee health benefits	96,100	71,388	85,116	21,966	274,570
Retirement contribution	16,290	12,100	14,428	3,723	46,541
Contract labor	731	542	647	167	2,087
Convention expense	-	-	-	75,602	75,602
Occupancy	134,832	100,160	119,423	30,818	385,233
Travel	11,856	194,874	148,345	4,314	359,389
Conferences	-	35,471	34,257	-	69,728
Worldwide workshops	-	61,164	-	-	61,164
Committees	-	-	-	-	-
Telephone	21,708	16,926	19,226	9,538	67,398
Postage	6,923	6,038	6,132	3,425	22,518
Office expense	42,267	31,398	37,436	9,661	120,762
Depreciation and amortization	114,392	84,977	101,322	26,147	326,838
Professional fees	55,574	40,326	49,347	12,408	157,655
Equipment leases	21,998	16,342	19,484	5,028	62,852
Computer expense	44,900	33,440	39,768	10,313	128,421
Other operating expenses	<u>146,823</u>	<u>155,312</u>	<u>784,137</u>	<u>37,230</u>	<u>1,123,502</u>
Total expenses	<u>\$1,562,478</u>	<u>\$1,490,462</u>	<u>\$ 2,210,227</u>	<u>\$ 444,187</u>	<u>\$5,707,354</u>



Consolidated Statements of Functional Expenses

Years Ended 30 June 2005 and 2004

	30 June 2004				
	Literature Production and Distribution	World Service Conference Support	Fellowship Development	Events	Total
Expenses:					
Salaries, wages and payroll taxes	\$ 816,624	\$ 648,496	\$ 552,422	\$ 384,294	\$2,401,836
Employee health benefits	76,243	60,546	51,576	35,879	224,244
Retirement contribution	15,045	11,948	10,178	7,080	44,251
Contract labor	484	385	328	49,657	50,854
Convention expense	-	-	-	1,894,447	1,894,447
Occupancy	127,139	100,963	86,006	59,830	373,938
Travel	1,686	150,434	4,242	90,085	246,447
Conferences	-	319,849	15,829	-	335,678
Worldwide workshops	-	49,424	-	-	49,424
Committees	-	6,274	107,357	-	113,631
Telephone	21,262	17,706	14,383	18,260	71,611
Postage	13,409	11,818	9,071	6,310	40,608
Office expense	33,983	27,264	22,989	15,992	100,228
Depreciation and amortization	97,668	77,559	66,069	45,961	287,257
Professional fees	23,189	18,415	15,687	11,324	68,615
Equipment leases	24,641	19,568	16,669	11,596	72,474
Computer expense	67,724	53,781	45,813	31,870	199,188
Other operating expenses	84,838	107,450	427,001	78,112	697,401
Total expenses	<u>\$1,403,935</u>	<u>\$1,681,880</u>	<u>\$ 1,445,620</u>	<u>\$2,740,697</u>	<u>\$7,272,132</u>



Consolidated Statements of Cash Flows

Years Ended 30 June 2005 and 2004

	30 June 2005	30 June 2004
Cash flows from operating activities:		
Change in net assets	\$ 659,425	\$ 444,098
Adjustment to reconcile change in net assets to net cash provided by operating activities:		
Depreciation and amortization	326,838	284,539
(Increase) decrease in assets:		
Accounts receivable	(6,439)	262,171
Publication inventory	7,072	(2,392)
Prepaid expenses	(308,479)	1,040,565
Deposits	(24,260)	2,576
Increase (decrease) in liabilities:		
Accounts payable	(196,764)	286,538
Accrued salaries and withholdings payable	2,534	18,242
Deferred revenue	1,043,580	(1,282,286)
Net cash provided by operating activities	1,503,507	1,054,051
Cash flows from investing activities:		
Proceeds from sale of investments	-	111,400
Purchases of investments	(154,180)	(7,423)
Purchases of property and equipment	(117,039)	(115,411)
Purchases of leasehold improvements	(89,867)	(167,136)
Payments to secure copyrights and trademarks	(69,934)	(62,973)
Net cash used by investing activities	(431,020)	(241,543)
Cash flows from financing activities:		
Repayment of capital lease obligations	(95,341)	(36,977)
Repayment of note payable	-	(87,931)
Net cash used by financing activities	(95,341)	(124,908)
Net increase in cash and cash equivalents	977,146	687,600
Cash and cash equivalents:		
Beginning of year	2,503,136	1,815,536
End of year	\$ 3,480,282	\$ 2,503,136

Supplemental disclosures of cash flow information: Interest paid during the years ended June 30, 2005 and 2004 amounted to \$166,148 and \$65,629, respectively.

Non-cash investing and financing activities: During the year ended June 30, 2005, NAWS entered into lease obligations for the purchase of equipment in the amount of \$655,098.

Notes to Consolidated Financial Statements

Years Ended 30 June 2005 and 2004

Note 1 – Organization and Nature of Activities

Narcotics Anonymous World Services, Inc. (NAWS) was incorporated on January 25, 1977 and is headquartered in Chatsworth, California. In addition, NAWS operates a literature distribution facility in Toronto, Canada and an office in Brussels, Belgium. NAWS is a not-for-profit organization which provides communications and information for the Fellowship of Narcotics Anonymous (NA). NAWS achieves its purpose by maintaining correspondence with NA groups and service committees, by printing and distributing World Services Conference (WSC) approved literature, and by maintaining the archives and files of NA.

In 1993, NA established the Fellowship Intellectual Property Trust (the Trust). The Trust was established for the purpose of holding and administering all recovery material and other intellectual properties of NA. The Trust is included in the consolidated financial statements of NAWS as a result of common control.

NAWS is exempt under Section 501(c)(3) of the Internal Revenue Code and comparable California Revenue and Taxation Code. The Trust is also exempt under the applicable Internal Revenue Code and comparable California Revenue and Taxation Code. In addition, the Internal Revenue Service has determined that the organization is not a private foundation within the meaning of Section 509(a) of the Internal Revenue Code. Therefore, no provision for Federal and state income taxes was made for either NAWS or the Trust.

Note 2 – Summary of Significant Accounting Policies

A. Consolidation Policy and Basis of Accounting

The accompanying consolidated financial statements include the accounts of NAWS and the Trust. Significant intercompany balances and transactions are eliminated in consolidation. The consolidated financial statements are prepared on the accrual basis of accounting.

B. Financial Statement Presentation

NAWS has adopted Statement of Financial Accounting Standards (SFAS) No. 117, Financial Statements of Not-for-Profit Organizations. Under SFAS No. 117, NAWS is required to report information regarding its financial position and activities according to three classes of net assets: unrestricted net assets, temporarily restricted net assets and permanently restricted net assets. As of June 30, 2005 and 2004, NAWS held no temporarily or permanently restricted net assets.

C. Cash and Cash Equivalents

NAWS considers all funds held in checking and savings accounts to be cash and cash equivalents.

**D. Investments**

NAWS investments are carried at fair value which generally represents quoted market price as of the last business day of the year. The certificates of deposit are valued at cost, which approximates fair value.

E. Publication Inventory

Publications and other items for resale are included in inventories and are carried at the lower of cost or market, with cost determined by the first-in, first-out method.

F. Property and Equipment

Leasehold improvements and furniture and equipment are stated at cost. Major additions are capitalized while replacements, maintenance and repairs, which do not improve or extend the useful life of the asset, are expensed. Depreciation is computed using the straight-line method over the estimated useful lives of the related assets, which range as follows:

Leasehold improvements	5 years
Furniture and equipment	5-10 years

Depreciation expense for the years ended June 30, 2005 and 2004 amounted to \$212,902 and \$177,072, respectively.

G. Trademarks and Copyrights

The cost of acquiring and defending copyrights and trademarks is capitalized and is being amortized over the approximate economic life of the copyright or trademark, which is estimated to be ten years. Amortization expense for the years ended June 30, 2005 and 2004 amounted to \$113,936 and \$107,467, respectively.

H. Accounts Receivable

Accounts receivable are reported net of an allowance for doubtful accounts. The allowance is based on management's estimate of the amount of receivables that will actually be collected. Management estimates uncollectible accounts based on the age of the receivable and other factors.

I. Allowance for Doubtful Accounts

Allowance for doubtful accounts is estimated by management based on the experience of accounts receivable collectibility.

J. Translation of Foreign Financial Statements

Financial operations in Canada and Europe are translated throughout the year to United States dollars. Gains or losses resulting from translating foreign currency financial statements are recorded in the consolidated statements of activities.

K. Estimates

The preparation of financial statements in conformity with accounting principles generally accepted in the United States of America requires management to make estimates and assumptions that affect certain reported amounts and disclosures in the financial statements. Actual results could differ from those estimates.



Note 3 – Retirement Plan

NAWS maintains a qualified defined contribution retirement plan which covers all employees. Under the terms of the plan, employees may elect to contribute pre-tax earnings up to the maximum allowable amount. NAWS matches up to 5% of the deferred earnings based on the employee's number of years of service. The matching contribution to the plan for the years ended June 30, 2005 and 2004 was \$46,541 and \$44,251, respectively.

Note 4 – Operating and Capital Leases

NAWS has entered into capital lease agreements for the use of telephone and office equipment. The total value of the equipment under capital leases is \$734,024. NAWS also leases equipment and facilities under various operating leases. Minimum future lease payments on noncancelable lease commitments, including interest on capital leases, subsequent to June 30, 2005 are as follows:

Year end June 30	Total	Operating Leases	Capital Leases
2006	\$ 556,545	\$ 305,202	\$ 251,343
2007	544,012	294,309	249,703
2008	529,232	293,607	235,625
2009	454,677	304,794	149,883
2010	292,291	292,291	—
Thereafter	64,695	64,695	—
Total	\$ 2,441,452	\$ 1,554,898	\$ 886,554

Total payments made under the leases during the years ended June 30, 2005 and 2004 were \$578,963 and \$448,019, respectively.

Note 5 – Investments

The following summary represents the fair value for each of the investment categories:

	2005	2004
Investments as fair value as determined by quoted market price: U.S. Government and Government Agency obligations	\$ 35,128	\$ 51,683
Investment as fair value as determined cost:		
Money market accounts	296,125	272,699
Certificates of deposit	632,293	484,984
Total	\$ 963,546	\$ 809,366

**Note 6 – Concentration of Credit Risk**

As of June 30, 2005, NAWS had cash deposits at United States based financial institutions which exceeded the maximum amount insured by approximately \$3,000,000.

Note 7 – Contingencies

As of June 30, 2005, NAWS was a defendant of a lawsuit. The management of NAWS believes that the lawsuit will be settled without any material impact to the financial statements.



Donations by Region

		Jul 2004/Jun 2005 Donations		FY 03/04
		Number	Amount	Donations
ABCD Region				
3981401	MOHAWK RIVER AREA	3	136.08	435.17
3981402	ALBANY/RENSSELAER AREA	7	421.56	449.36
3981601	ABCD REGION	5	1,387.97	530.88
Region Total:		15	\$1,945.61	\$1,415.41
Alabama - Northwest Florida				
3011401	GREATER PENSACOLA ASC	1	182.09	0.00
3011201	FREEDOM GROUP OF NA	1	100.00	0.00
3011212	THIRD TRADITION GROUP	0	0.00	47.11
3011213	JUST FOR TODAY GROUP	1	100.00	0.00
3011214	THE GRANT GROUP	9	75.00	0.00
	INDIVIDUAL MEMBERS	1	60.00	0.00
3011601	ALABAMA/NW FLORIDA RSC	2	6,739.25	0.00
Region Total:		15	\$7,256.34	\$47.11
Alaska Region				
3021601	ALASKA RSC	1	1,000.00	0.00
3021205	TO THE POINT GROUP	2	75.00	0.00
3021208	FROZEN CHOZEN GROUP	5	200.00	125.00
3021209	OUR NEW WAY OF LIFE GROUP	0	0.00	10.00
3021210	NEW WAY OF LIFE GROUP	2	125.00	0.00
Region Total:		10	\$1,400.00	\$135.00
Alsask Region				
3731201	THE NOONER GROUP	1	33.75	0.00
3731209	GIFT OF LIFE GROUP	1	94.08	0.00
3731210	NEW HOPE GROUP	1	94.09	0.00
3731601	ALSASK RSC	4	1,214.44	610.59
Region Total:		7	\$1,436.36	\$610.59
Aotearoa - New Zealand Region				
3761601	AOTEAROA/NEW ZEALAND RSC	2	4,945.05	0.00
Region Total:		2	\$4,945.05	\$0.00
Argentina Region				
3861601	ARGENTINA RSC	1	600.00	0.00
Region Total:		1	\$600.00	\$0.00
Arizona Region				
3031401	CAN NA AREA	1	446.30	0.00
3031403	EAST VALLEY AREA	10	1,326.68	557.05
3031202	APACHE JUNCTION NA	4	81.44	61.77
3031206	GRUPO PRIMERO LO PRIMERO	2	124.00	0.00
	INDIVIDUAL MEMBERS	1	100.00	25.00
3031601	ARIZONA RSC	5	16,543.08	0.00
Region Total:		23	\$18,621.50	\$643.82



		Jul 2004/Jun 2005 Donations		FY 03/04
		Number	Amount	Donations
Arkansas Region				
3041402	CENTRAL ARKANSAS AREA	3	1,132.85	416.97
3041404	TEXARKANA AREA	1	404.69	325.14
3041201	PARAGOULD NA GROUP	1	260.00	210.00
3041202	NEW FREEDOM GROUP	1	50.00	0.00
3041204	COPE WITHOUT DOPE GROUP	3	300.00	0.00
3041205	CLEAN & SERENE GROUP	1	180.01	156.72
3041209	SATURDAY NIGHT LIVE GROUP	1	273.46	0.00
3041211	COMMON BOND GROUP	4	160.00	175.00
3041212	WE DO RECOVER GROUP	4	200.00	100.00
	INDIVIDUAL MEMBERS	1	14.65	0.00
3041601	ARKANSAS RSC	1	82.52	0.00
Region Total:		21	\$3,058.18	\$1,383.83
Australia Region				
3831601	AUSTRALIAN REGION	1	10,000.00	0.00
Region Total:		1	\$10,000.00	\$0.00
Baja-son Region				
3283001	BAJA - CACHANILLA CONVENTION	1	200.00	0.00
Region Total:		1	\$200.00	\$0.00
Best Little Region				
3061403	PANHANDLE AREA	1	38.49	0.00
3063001	BEST LITTLE REGION CONVENTION	1	1,232.20	910.53
3061201	SERENITY GROUP	1	28.00	0.00
3061202	12 STEPS - NEW LIFE GROUP	3	338.47	0.00
3061204	NOTHING TO FEAR GROUP	1	24.00	240.00
3061207	CLEAR MESSAGE GROUP	0	0.00	49.00
3061208	NA HOPE GROUP	0	0.00	50.00
	INDIVIDUAL MEMBERS	0	0.00	60.00
3061601	BEST LITTLE REGION RSC	2	676.65	0.00
Region Total:		9	\$2,337.81	\$1,309.53
Bluegrass-Appalachian Region				
30K1601	BLUEGRASS-APPALACHIAN RSC	3	900.00	100.00
Region Total:		3	\$900.00	\$100.00
Brazil Region				
	INDIVIDUAL MEMBERS	1	50.00	0.00
3821601	BRAZIL REGION	0	0.00	400.00
3822001	BRAZIL UNITY DAY	1	312.00	0.00
Region Total:		2	\$362.00	\$400.00
British Columbia Region				
3071404	FRASER VALLEY AREA	1	750.00	0.00
3071406	SOUTH VANCOUVER ISLAND	1	18.75	18.75
3071201	HOPE GROUP	0	0.00	75.00
3071203	SATURDAY NIGHT LIVE	1	18.75	0.00
3071208	TAKING CARE OF BUSINESS	0	0.00	115.88
3071213	FREE AT LAST GROUP	1	75.00	0.00
	INDIVIDUAL MEMBERS	1	37.50	0.00
3071601	BRITISH COLUMBIA RSC	3	3,375.00	2,625.00
Region Total:		8	\$4,275.00	\$2,834.63



		Jul 2004/Jun 2005 Donations		FY 03/04
		Number	Amount	Donations
Buckeye Region				
3081401	WESTERN RESERVE AREA (WRASCNA)	7	100.00	100.00
3081402	GREAT LAKES AREA (OH)	1	500.00	100.00
3081201	SURVIVORS GROUP (OH)	1	50.00	0.00
3081601	BUCKEYE RSC	6	1,700.00	100.00
Region Total:		15	\$2,350.00	\$300.00
Southern Brazil Region				
Region Total:		0	\$0.00	\$0.00
California Inland Region				
3801601	CALIFORNIA INLAND RSC	2	6,567.07	127.06
Region Total:		2	\$6,567.07	\$127.06
California Midstate Region				
3091201	FRIDAY MORNING EARLY START	5	53.45	7.10
3091203	YOSEMITE GROUP	0	0.00	75.00
3091204	COMMON NEEDS GROUP	0	0.00	59.41
	INDIVIDUAL MEMBERS	0	0.00	472.50
3091601	CALIFORNIA MIDSTATE RSC	1	13.56	3,529.55
Region Total:		6	\$67.01	\$4,143.56
Canadian Atlantic Region				
Region Total:		0	\$0.00	\$0.00
Carolina Region				
3101401	SUN CITY AREA (SC)	5	739.77	257.30
3101402	SOUTH COASTAL AREA (NC)	9	262.84	309.30
3101403	CATAWBA VALLEY AREA	0	0.00	121.50
3101404	GREATER CHARLOTTE AREA	6	2,513.61	0.00
3101406	CAPITAL AREA (NC)	4	1,621.05	1,220.14
3101204	JUST FOR TODAY GROUP (NC)	4	157.01	113.00
3101208	SECOND CHANCE GROUP (SC)	3	254.40	184.05
3101210	FLOWERTOWN NA	6	245.50	155.00
3101219	WELCOME HOME GROUP (NC)	4	92.00	53.00
3101221	LIFE AFTER DRUGS GROUP (NC)	0	0.00	25.00
3101224	FREEDOM TO LIVE GROUP (NC)	1	0.00	0.00
3101225	ANSWER GROUP OF NA	0	0.00	52.00
3101226	STAY CLEAN GROUP (SC)	2	600.00	400.00
3101231	SURRENDER TO WIN GROUP (NC)	3	35.00	22.18
3101232	WORTH THE RIDE GROUP	0	0.00	251.38
3101234	GATEWAY TO FREEDOM GROUP	12	201.00	122.00
3101235	OUT TO LUNCH GROUP (NC)	0	0.00	62.00
3101236	BASIC TEXT EXPRESS (NC)	3	75.00	75.00
3101237	IT WORKS GROUP (NC)	0	0.00	242.88
3101238	LIVING IN REALITY GROUP (SC)	0	0.00	200.00
3101239	MIRACLES HOME GROUP (SC)	1	-15.60	223.50
3101240	FREE SPIRIT GROUP (SC)	5	516.29	0.00
3101241	NAPD GROUP (NC)	1	100.00	0.00
3101242	MIRACLES HAPPEN GROUP (NC)	1	46.00	0.00
	INDIVIDUAL MEMBERS	1	0.00	-77.90
3101601	CAROLINA RSC	3	15,000.00	3,000.00
Region Total:		74	\$22,443.87	\$7,011.33



		Jul 2004/Jun 2005 Donations		FY 03/04
		Number	Amount	Donations
Central California Region				
3111401	CENTRAL COAST AREA	11	390.96	719.34
3111402	GOLD COAST AREA	11	1,712.49	841.79
3111404	KERN COUNTY AREA	7	550.00	650.00
3111201	SIMI VALLEY LATE NIGHT GROUP	1	1.66	0.00
3111204	NEW ATTITUDES GROUP	0	0.00	600.00
3111207	FRIDAY NA WESTLAKE VILLAGE	0	0.00	1,317.00
3111210	STEP STUDY GROUP	4	627.20	300.00
3111216	KERN RIVER VALLEY GROUP	4	125.00	0.00
3111217	FRIDAY STEP STUDY GROUP	5	586.00	0.00
	INDIVIDUAL MEMBERS	2	63.00	0.00
3111601	CENTRAL CALIFORNIA RSC	5	18,132.25	16,661.55
Region Total:		50	\$22,188.56	\$21,089.68
Chesapeake & Potomoc Region				
3121201	IT WORKS HOW & WHY GROUP (MD)	4	74.57	46.51
3121203	ANOTHER LOOK GROUP	1	23.00	0.00
3121206	CRACKERBOX GROUP (VA)	1	300.00	0.00
	INDIVIDUAL MEMBERS	1	50.00	714.20
3121601	CHESAPEAKE AND POTOMOC RSC	3	16,615.37	12,759.22
Region Total:		10	\$17,062.94	\$13,519.93
Chicagoland Region				
3131402	JOLIET AREA	1	500.00	0.00
3131403	SWANA	4	78.80	63.15
3131404	SOUTH CITY AREA	2	825.38	1,196.65
3131405	NORTH CITY ASC	2	526.12	100.00
3133001	CHICAGO METRO UNITY CONVENTION	0	0.00	3,827.04
3131210	TU I TERAZ NA GROUP	1	80.00	30.00
3131211	SATURDAY NIGHT LIVE GROUP	1	10.00	0.00
	INDIVIDUAL MEMBERS	2	126.00	100.00
3131601	CHICAGOLAND RSC	1	2,500.00	6,000.00
Region Total:		14	\$4,646.30	\$11,316.84
Chile Region				
30E1601	CHILE REGION	1	50.00	0.00
Region Total:		1	\$50.00	\$0.00
Colombia Region				
3141400	CARTAGENA ASC	0	0.00	22.10
3141401	CALI ASC COLOMBIA	1	20.00	0.00
3143001	CONVENCION CSA BOGATA	1	86.15	0.00
3141202	GRUPO LA PLAYA	8	45.76	55.14
3141203	GRUPO NUEVO AMANECER	0	0.00	86.54
3141204	GRUPO LA PAZ	0	0.00	6.92
Region Total:		10	\$151.91	\$170.70
Colorado Region				
3151404	BOULDER AREA	1	50.00	0.00
3151405	MILE HIGH AREA	6	2,215.17	0.00
3151201	BLUES BREAKERS GROUP	2	102.81	0.00
3151205	CLEAN & SERENE GROUP	0	0.00	158.34
3151215	GOLDEN GROUP	4	58.00	40.00
3151216	REALLY LAST CHANCE GROUP	2	51.48	24.37
3151219	VAGABONDS GROUP	0	0.00	70.00
3151220	ROAD TO GOLDEN RECOVERY	1	13.91	14.57
3151222	FORT MORGAN GROUP	1	40.00	0.00



		Jul 2004/Jun 2005 Donations		FY 03/04
		Number	Amount	Donations
Colorado Region, continued				
3151223	ULTIMATE HIGH GROUP	1	20.00	0.00
3151224	NA TUES-THURS ASPEN	1	200.00	0.00
	INDIVIDUAL MEMBERS	0	0.00	100.00
3151601	COLORADO RSC	4	3,000.00	2,000.00
	Region Total:	23	\$5,751.37	\$2,407.28
Connecticut Region				
3161401	GREATER HARTFORD	9	1,800.99	798.12
3163002	PIG ROAST INC	0	0.00	6,000.00
3161201	NO OTHER WAY GROUP	4	184.23	136.60
3161203	STEPPIN' THRU IT ALL GROUP	4	307.00	297.00
3161205	POWERLESS GROUP	1	81.67	0.00
3161206	STRAIGHT AHEAD GROUP	1	24.00	0.00
3161207	THE ONLY WAY BACK GROUP	0	0.00	52.00
	INDIVIDUAL MEMBERS	3	115.00	0.00
3161601	CONNECTICUT RSC	5	22,301.15	22,664.40
	Region Total:	27	\$24,814.04	\$29,948.12
Costa Rica Region				
	Region Total:	0	\$0.00	\$0.00
Denmark Region				
	Region Total:	0	\$0.00	\$0.00
Dominican Republic Region				
30J1601	DOMINICAN REPUBLIC REGION	1	319.96	0.00
	Region Total:	1	\$319.96	\$0.00
Eastern New York Region				
30A1402	NASSAU AREA	1	5,000.00	0.00
30A3001	NASCOMM CORP	1	10,000.00	0.00
30A1601	EASTERN NEW YORK REGION	2	1,572.78	2,000.00
	Region Total:	4	\$16,572.78	\$2,000.00
Eastern Pennsylvania Region				
30O1601	EASTERN PENNSYLVANIA REGION	1	500.00	0.00
	Region Total:	1	\$500.00	\$0.00
Ecuador Region				
3931601	ECUADOR REGION	1	110.00	0.00
	Region Total:	1	\$110.00	\$0.00
Florida Region				
3181401	ORLANDO AREA	4	1,394.07	1,295.06
3181402	PALM COAST AREA	2	1,213.00	1,656.00
3181202	LEARNING TO LIVE GROUP	0	0.00	18.28
3181203	A TRAIN TO SOMEWHERE GROUP	6	198.14	102.77
3181204	SUNDAY SKOOL GROUP	4	33.11	99.15
3181205	SUNDAY MORNING MEETING	2	76.00	0.00
3181206	KISSIMEE CONNECTION	7	158.27	257.27
3181210	THE NA WAY GROUP	0	0.00	18.80
3181213	UNITED WE STAND GROUP	1	15.00	175.00
3181214	MIRACLES OF FAITH II	4	68.99	93.42
3181216	IT WORKS HOW & WHY GROUP	0	0.00	62.00
3181220	NEW ATTITUDES STEP MEETING	3	39.00	166.05
3181221	STEPS TO SERENITY GROUP	0	0.00	43.00
3181222	RECOVERY MATTERS GROUP	10	654.58	335.00
3181223	LITERATURE TO LIVE BY	0	0.00	14.00



		Jul 2004/Jun 2005 Donations		FY 03/04
		Number	Amount	Donations
Florida Region, continued				
3181224	UN NUEVO AMANECER	0	0.00	31.50
	INDIVIDUAL MEMBERS	0	0.00	56.00
3181601	FLORIDA RSC	1	4,068.64	18,961.50
	Region Total:	44	\$7,918.80	\$23,384.80
Finland				
30N1601	FINLAND RSC/SUOMEN NA PALVELU	1	1,319.60	0.00
	Region Total:	1	\$1,319.60	\$0.00
France Region				
	Region Total:	0	\$0.00	\$0.00
Free State Region				
3191401	EAST OF THE BAY AREA	1	450.77	0.00
3193001	FREE STATE REGIONAL CONVENTION	1	10,817.40	2,001.47
3191210	THURSDAY NIGHT CANDLELIGHT	1	7.25	8.85
	INDIVIDUAL MEMBERS	1	100.00	0.00
3191601	FREE STATE RSC	4	16,856.19	11,774.80
	Region Total:	8	\$28,231.61	\$13,785.12
Georgia Region				
3201401	SOUTH ATLANTA AREA	0	0.00	300.00
3201402	COASTAL AREA	1	488.00	0.00
3201205	NEW HORIZON GROUP	4	71.04	37.27
3201206	INTERNATIONAL CITY GROUP OF NA	2	127.79	0.00
3201208	CLOSE ENCOUNTERS GROUP	9	439.00	460.47
3201214	LIVING FREE GROUP	5	218.11	213.62
3201216	STONE COLD RECOVERY	2	697.87	773.75
3201219	NA FOUNDATION GROUP	0	0.00	25.00
3201220	JUST FOR TODAY GROUP	3	60.13	84.00
3201223	NEW BEGINNINGS GROUP	4	163.55	117.74
3201224	BLIND FAITH GROUP	11	847.84	561.83
3201227	SURRENDER GROUP	7	303.11	207.20
3201228	NEW BEGINNINGS GROUP	5	306.82	145.83
3201229	THE BACK ROOM GROUP	10	1,196.00	420.00
3201230	KEEP COMING BACK GROUP	0	0.00	31.32
3201231	IP #2 GROUP OF NA	5	125.09	86.15
3201232	FAR OUT GROUP	0	0.00	67.00
3201233	EXPERIENCE, STRENGTH & HOPE	3	178.90	0.00
	INDIVIDUAL MEMBERS	1	25.00	6.00
3201601	GEORGIA RSC	2	4,949.64	15,729.36
	Region Total:	74	\$10,197.89	\$19,266.54
German Speaking Region				
3211401	GEBIET MITTE	1	654.80	0.00
3211601	GERMAN SPEAKING RSC	2	947.83	233.52
	Region Total:	3	\$1,602.63	\$233.52
Greater Illinois Region				
3221404	LIVING THE DREAM AREA	0	0.00	258.10
3223002	LIVING THE DREAM CONVENTION	1	75.00	0.00
3221204	SERENITY SEEKERS	1	32.00	53.00
3221214	PROGRESS NOT PERFECTION	0	-54.96	54.96
3221601	GREATER ILLINOIS RSC	0	0.00	5,264.19
	Region Total:	2	\$52.04	\$5,630.25



		Jul 2004/Jun 2005 Donations		FY 03/04
		Number	Amount	Donations
Greater New York Region				
3231403	NEW YORK CITY AREA	5	1,967.36	2,150.00
3231406	EASTERN LONG ISLAND AREA	1	50.00	625.00
3231201	PRACTICING PRINCIPLES GROUP	2	292.19	224.52
3231202	RECOVERING IN WASHINGTON HGTS	1	50.00	0.00
3231204	BASIC TEXT GROUP	1	12.50	0.00
3231205	GUT LEVEL GROUP	1	12.50	0.00
3231207	WISH YOU WERE HERE	1	75.00	0.00
3231216	WOMEN NEEDING WOMEN	1	44.50	0.00
3231240	THE DREAM IS REAL GROUP	3	37.05	43.27
3231241	CONSPIRACY OF RECOVERY GROUP	1	172.00	17.50
3231245	LIFE AFTER DRUGS GROUP	2	75.00	20.00
3231246	GET REAL ON THE TERRACE	1	15.00	39.15
3231248	CARRY THE MESSAGE GROUP	6	484.00	0.00
3231249	MIRACLE ON 24th STREET	0	0.00	27.50
3231250	FINALLY FOUND A HOME GROUP	1	100.00	100.00
3231251	RK/PM	1	162.00	0.00
3231252	DYKERS HEIGHTS RECOVERY GROUP	1	23.00	0.00
3231253	KEEPING IT GREEN GROUP	1	20.00	0.00
3231254	RECOVERY ON THE BLVD	1	200.00	0.00
3231255	MERRICK SUNRISE	1	182.10	0.00
3231256	TOGETHER ON SUNDAY	1	46.00	0.00
	INDIVIDUAL MEMBERS	2	125.00	28.00
Region Total:		35	\$4,145.20	\$3,274.94
Greater Philadelphia Region				
3241401	DELCO AREA	0	0.00	581.16
3241403	SCHUYKILL VALLEY AREA	1	292.10	0.00
3241201	FOLSOM GROUP	9	335.00	345.00
3241206	GET A GRIP GROUP	6	399.39	0.00
	INDIVIDUAL MEMBERS	4	359.99	1,323.80
Region Total:		20	\$1,386.48	\$2,249.96
Greece Region				
30F1201	ILIOUPOLIS GROUPE	1	135.64	184.02
Region Total:		1	\$135.64	\$184.02
Guatemala Region				
30I1601	GUATEMALA REGION	2	101.33	0.00
Region Total:		2	\$101.33	\$0.00
Hawaii Region				
3251401	OAHU AREA	13	2,133.77	764.53
3253001	DOWNTOWN OHANA ANNUAL PICNIC	2	99.00	64.00
	INDIVIDUAL MEMBERS	1	50.00	60.00
3251601	HAWAII RSC	4	1,386.11	1,513.27
Region Total:		20	\$3,668.88	\$2,401.80
India Region				
Region Total:		0	\$0.00	\$0.00
Indiana Region				
3261401	CROSSROADS AREA	1	69.93	531.43
3261402	SOUTH SHORE AREA	4	1,350.00	500.00
3261403	MID - STATE AREA	5	157.50	93.68
3261405	NORTHEASTERN INDIANA AREA	5	277.77	255.19
3261406	CENTRAL INDIANA AREA	2	950.00	0.00



		Jul 2004/Jun 2005 Donations		FY 03/04
		Number	Amount	Donations
Indiana Region, continued				
3261407	NORTH CENTRAL INDIANA AREA	0	0.00	721.50
3263001	INDIANA REGION CONVENTION	1	500.00	5,500.00
3263002	END OF SUMMER CELEBRATION	0	0.00	200.00
3261201	STARTING OVER GROUP	2	130.00	0.00
3261206	JIMMY'S KIDS GROUP	1	25.00	75.00
3261209	IT WORKS HOW & WHY GROUP	1	65.00	0.00
3261210	THERE IS HOPE GROUP	7	100.00	56.70
3261212	TUESDAY NIGHT NA	8	82.74	78.10
3261219	MIRACLES OF RECOVERY	3	60.00	120.00
	INDIVIDUAL MEMBERS	0	0.00	12.50
3261601	INDIANA RSC	5	1,361.29	2,240.51
	Region Total:	45	\$5,129.23	\$10,384.61
Iowa Region				
3271204	RATHBUN REGIONAL NA	0	0.00	200.00
3271601	IOWA RSC	2	2,500.00	5,332.38
	Region Total:	2	\$2,500.00	\$5,532.38
Iran Region				
30M1601	IRAN REGION	1	4,919.52	0.00
	Region Total:	1	\$4,919.52	\$0.00
Israel Region				
30L1201	PRIMARY PURPOSE GROUP (ISRAEL)	1	18.00	0.00
	Region Total:	1	\$18.00	\$0.00
Italy Region				
	Region Total:	0	\$0.00	\$0.00
Ireland Region				
3881601	IRELAND RSC	1	1,180.22	
	Region Total:	1	\$1,180.22	\$0.00
Japan Region				
3291205	YOKOHAMA GROUP	0	0.00	203.31
3291601	JAPAN REGIONAL SERVICE	0	0.00	2,040.92
	Region Total:	0	\$0.00	\$2,244.23
Kentuckiana Region				
3301402	SOUTH CENTRAL KENTUCKY AREA	1	100.00	0.00
3301201	THERAPUETIC VALUE GROUP (KY)	2	89.02	0.00
3301203	HOW IT WORKS GROUP (IN)	5	250.00	243.00
3301212	EASY DOES IT GROUP (KY)	2	63.00	0.00
3301213	HAPPY JOYOUS & FREE (KY)	1	25.00	0.00
3301601	KENTUCKIANA RSC	1	2,600.00	3,273.82
	Region Total:	12	\$3,127.02	\$3,516.82
Le Nordet				
3891601	LE NORDET RSC	1	150.00	1,875.00
	Region Total:	1	\$150.00	\$1,875.00
Lone Star Region				
3311401	DALLAS AREA	0	0.00	1,000.00
3311403	FORT WORTH AREA	1	72.50	0.00
3311202	MIRACLES HAPPEN GROUP	2	175.00	0.00
3311203	ANOTHER CHANCE GROUP	7	515.43	456.91
3311206	HIGH ON LIFE GROUP	3	80.00	60.00



		Jul 2004/Jun 2005 Donations		FY 03/04
		Number	Amount	Donations
Lone Star Region, continued				
3311207	JUST FOR TODAY GROUP	0	0.00	100.00
3311208	LIVING RECOVERY GROUP	1	49.47	49.32
3311209	NEW BEGINNINGS GROUP	0	0.00	101.00
3311210	RICHARDSON GROUP	3	137.33	197.90
3311211	NORTHSIDE NA GROUP	6	318.35	532.66
3311212	LAST HOUSE ON THE BLOCK	6	282.51	92.55
3311220	FORT WORTH 24 HOUR NA GROUP	3	350.00	225.00
3311221	REFINISHING GROUP	4	250.00	250.00
3311222	NEW ATTITUDES GROUP	0	0.00	100.00
3311223	BROADWAY GROUP	9	516.66	50.00
3311224	KEEP IT SIMPLE GROUP	5	235.00	45.00
3311601	LONE STAR RSC	4	1,600.00	1,600.00
Region Total:		54	\$4,582.25	\$4,860.34
Louisiana Region				
3321206	MIRACLES HAPPEN GROUP	1	25.00	25.00
3321207	NEVER ALONE GROUP	2	40.00	0.00
3321601	LOUISIANA RSC	4	3,217.33	2,300.00
Region Total:		7	\$3,282.33	\$2,325.00
Metro Detroit Region				
3781401	WW/MC AREA	7	2,178.90	4,063.62
3781402	TRI - CITIES AREA (MI)	1	200.00	130.09
3781601	METRO DETROIT RSC	9	1,614.61	350.00
Region Total:		17	\$3,993.51	\$4,543.71
Mexico Region				
Region Total:		0	\$0.00	\$0.00
Michigan Region				
3331401	GREATER GRAND RAPIDS AREA	4	534.93	499.20
3331402	CAPITAL AREA	2	161.71	159.77
3331403	BATTLE CREEK AREA	1	88.60	145.28
3331404	MONROE COUNTY AREA	1	25.00	0.00
3331207	HEAVENLY EXPRESS GROUP	11	301.00	145.00
3331211	JUST FOR TODAY GROUP	1	25.00	0.00
3331216	BENTON HARBOR GROUP	6	60.00	120.00
3331225	COMING TOGETHER GROUP	1	10.00	0.00
3331226	TODAY'S REALITY GROUP	1	45.00	0.00
	INDIVIDUAL MEMBERS	6	60.00	0.00
3331601	MICHIGAN RSC	3	8,777.71	1,077.21
Region Total:		37	\$10,088.95	\$2,146.46
Mid America Region				
3341216	YAWAN NA GROUP	0	0.00	40.00
3341217	RECOVERY FIRST GROUP (KS)	4	299.75	349.27
3341218	NOTHING TO FEAR GROUP (KS)	2	150.00	0.00
3341219	FLYING FREE GROUP (KS)	1	250.00	175.00
3341220	NEW WAY NA GROUP (KS)	0	0.00	201.00
3341221	BLUE RIDGE NA (KS)	1	85.00	77.00
3341222	NEW HOPE GROUP (KS)	1	75.00	0.00
3341601	MID - AMERICA RSC	1	1,057.48	32.36
Region Total:		10	\$1,917.23	\$874.63



		Jul 2004/Jun 2005 Donations		FY 03/04
		Number	Amount	Donations
Mid Atlantic Region				
3351404	POCONO MOUNTAINS AREA (PA)	0	0.00	48.16
	INDIVIDUAL MEMBERS	0	0.00	20.00
3351601	MID - ATLANTIC RSC	2	12,290.85	23,678.25
Region Total:		2	\$12,290.85	\$23,746.41
Minnesota Region				
3361401	OPEN DOOR AREA	1	131.14	0.00
3361402	NORTHERN LIGHTS AREA (WI)	1	768.71	0.00
3361404	SOUTHWEST MINNESOTA AREA	1	30.00	0.00
3361201	COOP GROUP (MN)	3	37.39	0.00
3361202	FREEDOM FROM ADDICTION GROUP	1	50.00	0.00
3361209	MINNEAPOLIS LESBIAN & GAY	0	0.00	80.00
3361210	THAT'S IT NA GROUP (MN)	0	0.00	10.00
3361211	KASSON AWARENESS (MN)	1	2.00	0.00
3361212	AIN'T DEAD YET GROUP (MN)	1	10.00	0.00
3361213	TUESDAY AM WOMEN'S GROUP	1	20.00	0.00
	INDIVIDUAL MEMBERS	1	3.00	4.00
3361601	MINNESOTA RSC	2	4,873.62	0.00
Region Total:		13	\$5,925.86	\$94.00
Mississippi Region				
3921401	MISSISSIPPI DELTA AREA (MDANA)	1	100.00	611.00
3921201	JUST FOR TODAY GROUP	1	218.00	0.00
3921203	MAINLINE RECOVERY GROUP	1	10.00	90.00
3921211	STARLITE RECOVERY GROUP	0	0.00	40.00
3921601	MISSISSIPPI REGION	1	1,000.00	500.00
Region Total:		4	\$1,328.00	\$1,241.00
Montana Region				
3371601	MONTANA RSC	2	990.17	1,353.00
Region Total:		2	\$990.17	\$1,353.00
Mountain Valley Region				
3381401	GREEN MOUNTAIN AREA (VT)	1	2,500.00	0.00
3381404	BERKSHIRE COUNTY AREA (MA)	2	741.26	506.36
3381601	MOUNTAIN VALLEY RSC	1	2,381.90	5,000.00
Region Total:		4	\$5,623.16	\$5,506.36
Mountaineer Region				
3391401	SOUTHERN COAL FIELDS UNLIMITED	0	0.00	150.00
3391601	MOUNTAINEER RSC	0	0.00	1,050.00
Region Total:		0	\$0.00	\$1,200.00
Northeast Atlantic Region				
3401403	ANNAPOLIS VALLEY AREA	1	24.75	0.00
3401405	NEW BRUNSWICK AREA	0	0.00	165.90
3401201	FOUNDATION GROUP	1	131.25	0.00
3401205	SOS GROUP	1	15.00	0.00
	INDIVIDUAL MEMBERS	1	24.00	0.00
Region Total:		4	\$195.00	\$165.90



		Jul 2004/Jun 2005 Donations		FY 03/04
		Number	Amount	Donations
Nebraska Region				
3411402	CENTRAL NEBRASKA AREA	2	168.54	0.00
3411404	ELKHORN VALLEY AREA	7	193.99	104.77
3411203	SURVIVORS GROUP	1	569.00	0.00
3411205	NEW DAY GROUP	1	57.26	163.00
3411208	HAPPY HAVELOCK GROUP	3	170.50	189.50
3411214	THURSDAY HOW & WHY	2	102.70	0.00
3411215	TUESDAY NIGHT LET IT OUT	1	15.00	0.00
	INDIVIDUAL MEMBERS	1	20.00	0.00
3411601	NEBRASKA RSC	2	1,474.74	0.00
Region Total:		20	\$2,771.73	\$457.27
New England Region				
3421401	MARTHA'S VINEYARD AREA	0	0.00	100.00
3421202	WATERTOWN MEN'S GROUP	1	89.00	90.00
3421212	BRIDGE OVER TROUBLED WATERS	0	0.00	10.00
3421213	MONDAY NIGHT AT MARY'S GROUP	0	0.00	21.75
3421214	TRUTH IS IN THE BOOK	1	30.00	0.00
3421215	MGA STEP GROUP	1	10.00	0.00
	INDIVIDUAL MEMBERS	1	64.55	0.00
3421601	NEW ENGLAND RSC	7	15,398.76	15,073.29
Region Total:		11	\$15,592.31	\$15,295.04
New Jersey Region				
3431401	BURLINGTON COUNTY AREA	6	992.27	977.80
3433001	OCEAN AREA CONVENTION	1	2,133.36	0.00
3431201	BURNING DESIRES GROUP	6	268.31	144.75
3431202	WHAT'S IN A NAME GROUP	1	34.30	0.00
3431203	NEW LEAF GROUP	1	50.00	0.00
3431205	FRANCIS HOUSE GROUP	0	0.00	20.58
3431206	STEP UP GROUP	1	125.00	0.00
3431207	NEW BEGINNING GROUP	1	50.00	0.00
	INDIVIDUAL MEMBERS	2	150.00	0.00
3431601	NEW JERSEY RSC	3	25,316.22	27,200.00
Region Total:		22	\$29,119.46	\$28,343.13
North Carolina Region				
30P1601	NORTH CAROLINA RSC	1	2,954.18	0.00
Region Total:		1	\$2,954.18	\$0.00
Northeast Region (NERF)				
Region Total:		0	\$0.00	\$0.00
Northern California Region				
3441401	SAN FRANCISCO AREA	10	1,414.36	1,400.00
3441402	GREATER SAN JOSE AREA	5	3,137.44	3,454.02
3441403	CONTRA COSTA AREA	9	2,441.13	1,768.68
3441405	EAST BAY NORTH AREA	7	300.00	60.00
3441410	HUMBOLDT - DEL NORTE AREA	0	0.00	100.00
3441201	RECOVERY ROCKS GROUP	1	50.00	0.00
3441202	OPEN ARMS GROUP	0	0.00	33.00
3441203	FREE AT LAST GROUP	3	102.50	0.00
3441204	LOS GATOS HOME GROUP	0	0.00	50.00
3441205	ECHOING IN RECOVERY	1	50.00	0.00
3441208	WEDNESDAY NITE LIVE GROUP	0	0.00	40.00
3441209	TUESDAY NA GROUP	1	50.00	0.00
3441210	THURSDAY NIGHT POLK & GEARY	1	5.00	0.00



		Jul 2004/Jun 2005 Donations		FY 03/04
		Number	Amount	Donations
Northern California Region, continued				
3441211	RECOVERY IN PROGRESS	1	51.26	0.00
3441219	STEP STUDY GROUP	4	82.43	70.00
3441224	ILLNESS & INJURY IN RECOVERY	0	0.00	35.00
3441227	ORLAND MUSTARD SEED GROUP	0	0.00	177.59
3441228	ALCOHOL IS A DRUG GROUP	2	57.50	91.86
3441229	COURAGE TO CHANGE GROUP	1	100.00	0.00
3441239	JOE'S PLACE GROUP	11	65.00	50.00
3441243	RECOVERY IN THE REDWOODS	0	0.00	150.00
3441244	TUESDAY STEP STUDY	0	0.00	62.00
3441245	YOUNG PEOPLES GROUP	2	17.50	129.50
3441246	CREST GROUP	5	249.50	226.96
3441247	JUST FOR TODAY GROUP	0	0.00	10.00
3441248	OLD TIME NA GROUP	0	0.00	5.00
3441249	DARIES CAMPUS	0	0.00	10.00
3441250	RECOVERY ROCKS GROUP	4	85.00	10.00
3441251	POINT OF FREEDOM GROUP	1	100.00	328.00
3441252	WILLOW GLEN GROUP	10	945.96	0.00
	INDIVIDUAL MEMBERS	5	330.00	73.50
3441601	NORTHERN CALIFORNIA RSC	12	136,455.67	66,580.42
Region Total:		96	\$146,090.25	\$74,915.53
Northern New England Region				
3381201	LEARNING TO LIVE GROUP	1	145.00	106.25
3451203	EMANON NA GROUP	0	0.00	57.25
3451207	VISION OF HOPE GROUP	11	259.87	168.40
3451212	SATURDAY MORNING MEETING	0	0.00	30.30
	INDIVIDUAL MEMBERS	2	7.00	5.00
3451601	NORTHERN NEW ENGLAND RSC	4	6,277.74	2,687.03
Region Total:		18	\$6,689.61	\$3,054.23
Northern New Jersey Region				
3431403	FREEDOM THROUGH UNITY AREA	5	438.41	594.72
3461402	BERGEN AREA	0	0.00	1,570.26
3461404	GREATER PATERSON AREA	0	0.00	2,000.00
3461405	HUDSON COUNTY AREA	7	130.00	425.00
3461203	ROCKAWAY RECOVERY	1	28.00	88.13
3461204	CLEAN SLATE GROUP	0	0.00	30.00
	INDIVIDUAL MEMBERS	1	13.00	44.15
3461601	NORTHERN NEW JERSEY RSC	5	2,900.00	12,500.00
Region Total:		19	\$3,509.41	\$17,252.26
Northern New York Region				
3471401	ROCHESTER AREA	1	30.00	0.00
3471403	HEART OF NEW YORK AREA	1	975.00	0.00
3471405	BUFFALO AREA	0	0.00	2,000.00
3471201	FEELINGS GROUP	1	52.00	0.00
3471204	STAY ALIVE GROUP	1	19.19	0.00
3471220	FRANKLINVILLE DISCUSSION GROUP	0	0.00	300.00
3471221	RECOVERY ON THE HILL	1	75.00	0.00
	INDIVIDUAL MEMBERS	1	50.00	0.00
3471601	NORTHERN NEW YORK RSC	2	284.08	112.86
Region Total:		8	\$1,485.27	\$2,412.86



		Jul 2004/Jun 2005 Donations		FY 03/04
		Number	Amount	Donations
Norway Region				
3971601	NORWAY REGION	1	4,715.50	4,429.05
Region Total:		1	\$4,715.50	\$4,429.05
Ohio Region				
3481401	GREATER CINCINNATI AREA	4	1,339.52	966.30
3481406	SPRINGFIELD AREA (SASCNA)	1	100.00	0.00
3481201	NEVER ALONE GROUP	1	200.00	0.00
3481218	MONDAY NIGHT MAYSVILLE NA	1	200.00	100.00
3481221	OUR WAY NOT MINE GROUP	1	10.00	0.00
3481222	MIRACLES ON MOXAHALA	1	200.00	200.00
3481227	LATERAL GROUP	1	150.00	0.00
3481229	THERAPUETIC VALUE GROUP	0	0.00	50.00
3481231	FREE TODAY GROUP	3	44.00	29.00
3481232	BLINKING LIGHT GROUP	0	0.00	200.00
3481233	GRATEFUL & ALIVE	0	0.00	44.00
3481234	LANDEN-MASON RECOVERY GROUP	0	0.00	20.00
3481235	NEW HOPE GROUP	0	0.00	100.00
3481236	NEW ALIVE GROUP	1	50.00	0.00
	INDIVIDUAL MEMBERS	2	110.00	0.00
3481601	OHIO RSC (ORSCNA)	4	6,268.76	12,143.56
Region Total:		20	\$8,672.28	\$13,852.86
Oklahoma Region				
3491402	PLAINS AREA OF NA	0	0.00	150.00
3491403	WESTERN AREA	1	100.00	286.99
3491202	SHAWNEE ORIGINAL GROUP	0	0.00	95.00
3491207	PEACE OF MIND GROUP	2	55.00	174.81
3491209	SATURDAY NIGHT LIGHT GROUP	0	0.00	100.00
3491211	DIFFERENT WAY NA GROUP	0	0.00	20.00
3491213	NORTHSIDE STROLL GROUP	0	0.00	30.00
3491214	DUNCAN NA GROUP	1	25.00	40.00
3491217	CLAREMORE NA	4	160.00	120.00
3491218	FOYIL GROUP	2	45.00	15.00
3491219	HEALDTON NA GROUP	0	0.00	5.00
3491220	BRIDGEWAY GROUP	0	0.00	10.00
3491221	THURSDAY NO GRASS	3	78.62	0.00
3491222	MESSAGE OF HOPE GROUP	2	140.28	0.00
3491601	OKLAHOMA RSC	1	8,000.00	6,000.00
Region Total:		16	\$8,603.90	\$7,046.80
Ontario Region				
3501401	NASCNA	1	225.00	0.00
3501402	TORONTO AREA SERVICE COMMITTEE	1	378.70	10.97
3501201	SATURDAY NIGHT LIVE GROUP	1	18.75	0.00
3501207	JUST FOR TODAY GROUP	1	37.50	0.00
3501212	FREEDOM GROUP	1	45.00	112.50
3501214	FAITH IN LIFE GROUP	0	0.00	134.07
3501215	WELCOME HOME GROUP	3	282.14	70.26
3501601	ONTARIO RSC	2	3,000.00	1,500.00
Region Total:		10	\$3,987.09	\$1,827.80



		Jul 2004/Jun 2005 Donations		FY 03/04
		Number	Amount	Donations
Pacific Cascade Region				
3511406	CENTRAL OREGON HIGH DESERT ASC	1	207.00	0.00
3513001	EUGENE AREA ACTIVITIES	0	0.00	202.00
3513004	PACIFIC CASCADE CONVENTION	1	437.50	0.00
3511201	UNITY IN UNION GROUP	1	35.61	0.00
3511209	OUT TO LUNCH BUNCH	0	0.00	100.00
3511213	TOGETHER WE CAN GROUP	1	70.00	60.00
3511214	SERENITY - WELL GROUP	0	0.00	44.37
3511215	FRIDAY'S ALTERNATIVE OF NA	1	60.00	0.00
3511216	HAROLD STREET BLUES	3	97.00	0.00
3511601	PACIFIC CASCADE RSC	4	3,402.64	2,349.80
Region Total:		12	\$4,309.75	\$2,756.17
Panama Region				
3911601	PANAMA RSC	0	0.00	250.00
Region Total:		0	\$0.00	\$250.00
Peru Region				
30C1601	PERU REGION	1	94.00	0.00
Region Total:		1	\$94.00	\$0.00
Phillipines Region				
Region Total:		0	\$0.00	\$0.00
Portugal Region				
Region Total:		0	\$0.00	\$0.00
Quebec Region				
3531601	QUEBEC RSC/C.S.R.Q.N.A.	1	750.00	0.00
Region Total:		1	\$750.00	\$0.00
Region del Coqui (Puerto Rico)				
3841401	NORTE CENTRO AREA (CSNAANC)	2	87.00	171.20
3841402	AREA DE MAYAGUEZ	1	15.00	64.00
3841403	COMITE SERVICIO NA AREA OESTE	2	67.00	0.00
3841404	COMITE DE SERVICIOS METRO	3	494.93	0.00
	INDIVIDUAL MEMBERS	0	0.00	93.00
3841601	REGION DEL COQUI	2	445.65	551.21
Region Total:		10	\$1,109.58	\$879.41
Region 51 Narcotics Anonymous				
3621401	SOUTHERN NEVADA AREA	1	2,946.40	0.00
3621402	EAST LAS VEGAS AREA	3	4,853.76	1,751.37
3621403	NORTH BY NORTHWEST AREA	10	3,613.77	3,145.32
3621201	LIVING CLEAN GROUP	4	111.83	121.10
3621205	THAT WAS THEN THIS IS NOW	4	42.90	72.02
3621206	IT JUST DOESN'T GET ANY BETTER	0	0.00	41.55
3621207	FRIDAY NIGHT PM RECOVERY	2	174.86	295.46
3621210	MONDAY'S MESSAGE GROUP	2	31.33	0.00
3621212	YOU ARE A STRANGER HERE ONCE	6	476.00	358.85
3621214	THURSDAY'S TOPIC GROUP	4	191.00	31.00
3621215	NEW BEGINNINGS RENEGADE GROUP	1	21.00	49.11
3621216	EAST SIDE STORY GROUP	4	157.95	156.70



		Jul 2004/Jun 2005 Donations		FY 03/04
		Number	Amount	Donations
Region 51 Narcotics Anonymous, continued				
3621217	THERE IS NO SUBSTITUTE GROUP	4	60.00	77.12
3621218	STEPS TO FREEDOM GROUP	0	0.00	19.75
3621228	ULTIMATE HIGH GROUP	12	432.04	251.51
3621230	ADDICTS TOGETHER	0	0.00	348.68
	INDIVIDUAL MEMBERS	1	66.00	0.00
3621601	REGION 51 NARCOTICS ANONYMOUS	1	5,090.61	6,280.11
	Region Total:	59	\$18,269.45	\$12,999.65
Red River Region				
30H1601	RED RIVER RSC	3	600.00	200.00
	Region Total:	3	\$600.00	\$200.00
Region of the Virginians				
3541401	TIDEWATER AREA	1	0.00	0.00
3541402	ROANOKE VALLEY AREA	1	82.50	635.85
3541403	PIEDMONT AREA	2	1,514.63	898.42
3541404	APPALACHIAN AREA	4	416.49	338.28
3541407	NEW DOMINION AREA	2	1,826.49	369.64
3541408	NORVANA AREA	1	1,500.00	2,000.00
3541201	SURVIVORS GROUP	0	0.00	27.00
3541206	NEW VISION GROUP	8	225.00	0.00
3541207	CLEAN & SOBER GROUP	0	0.00	102.60
3541213	SAVE URANUS GROUP	0	0.00	130.00
3541214	LIFE LINE GROUP	2	40.00	30.00
3541215	MFS GROUP	2	100.00	0.00
	INDIVIDUAL MEMBERS	2	550.00	0.00
3541601	REGION OF THE VIRGINIANS RSC	3	9,722.05	18,928.49
	Region Total:	28	\$15,977.16	\$23,460.28
Rio Grande Region				
3551402	GREATER ALBUQUERQUE AREA	3	1,386.99	1,287.16
3553001	RIO GRANDE CONVENTION	1	12,000.00	0.00
3551201	LET IT GO GROUP	1	68.33	0.00
3551208	WE NEVER HAD IT SO GOOD	4	90.37	186.83
3551209	BASIC GROUP NA	3	81.40	39.07
3551210	NEVER ALONE GROUP	0	0.00	20.00
3551211	NEW LIFE GROUP	3	50.00	0.00
	INDIVIDUAL MEMBERS	0	0.00	85.00
	Region Total:	15	\$13,677.09	\$1,618.06
San Diego/Imperial Region				
3561402	NORTH COAST AREA	10	60.00	20.00
3561209	HERE & NOW GROUP	0	0.00	35.00
3561211	STEP STUDY GROUP	0	0.00	15.00
3561212	BASIC TEXT STUDY GROUP	2	101.19	44.86
3561214	LITERATURE EXPRESS GROUP	2	59.81	0.00
3561215	SATURDAY MORNING LIVE	8	138.00	60.00
3561216	SUNDAY STEP STUDY GROUP	0	0.00	60.00
3561217	SOLANA BEACH WEDNESDAY NIGHT	0	0.00	76.41
3561218	SOLANA BEACH FRIDAY NIGHT	0	0.00	20.00
3561219	INSIGHT GROUP	0	0.00	86.50
	INDIVIDUAL MEMBERS	2	148.00	0.00
3561601	SAN DIEGO/IMPERIAL RSC	12	3,481.78	8,324.02
	Region Total:	36	\$3,988.78	\$8,741.79



		Jul 2004/Jun 2005 Donations		FY 03/04
		Number	Amount	Donations
Show Me Region				
3571401	LITTLE EGYPT AREA	1	519.00	0.00
3571402	NORTHLAND AREA OF NA	1	50.81	0.00
3571403	GREATER ST CHARLES AREA	3	1,716.97	2,201.93
3573001	FLIGHT TO FREEDOM CAMPOUT	0	0.00	496.00
3571201	INNER CITY SERENITY GROUP	6	122.52	83.53
3571203	THE MIRACLE GROUP	4	138.00	0.00
3571205	NASHVILLE UNITY GROUP	2	118.22	31.00
3571206	ANOTHER SUNRISE GROUP	5	449.66	246.71
3571211	MEXICO GROUP	1	134.13	172.93
3571214	STEP BY STEP GROUP	3	63.97	146.39
3571226	REALITY ALLEY HOME GROUP	0	0.00	30.00
3571229	NEW ATTITUDES GROUP	4	105.98	0.00
3571230	JUST FOR TODAY GROUP	1	10.00	0.00
3571232	RECOVERY IN ACTION GROUP	2	120.00	0.00
	INDIVIDUAL MEMBERS	0	0.00	2.00
3571601	SHOW ME RSC	2	8,804.43	17,406.92
Region Total:		35	\$12,353.69	\$20,817.41
Sierra Sage Region				
3581201	DIAMONDS IN THE ROUGH GROUP	1	9.00	0.00
3581202	REACHING FOR RECOVERY GROUP	0	0.00	395.00
3581205	THURSDAY NOONER GROUP	0	0.00	50.00
3581207	SILVER-STAGE GROUP	0	0.00	5.00
3581208	MOUNTAIN MAMAS GROUP	0	0.00	8.80
	INDIVIDUAL MEMBERS	2	24.28	20.00
3581601	SIERRA SAGE RSC	11	1,100.00	1,300.00
Region Total:		14	\$1,133.28	\$1,778.80
South Dakota Region				
3051403	WEST RIVER AREA (WRANA)	0	0.00	50.00
3051201	THE PROMISE OF FREEDOM	1	77.35	0.00
3051202	NEVER ALONE GROUP	3	110.00	0.00
3051206	ABERDEEN NA GROUP	1	52.86	10.00
Region Total:		5	\$240.21	\$60.00
South Florida Region				
3591401	SOUTH DADE AREA	1	500.00	500.00
3591404	SOUTH BROWARD AREA	6	2,900.00	700.00
3591405	SUNSET COAST AREA	4	317.91	75.51
3591201	AHORA SI GROUP	2	268.00	0.00
3591205	THE TRUTH WILL SET YOU FREE	6	180.00	120.00
3591225	NEW SUNDAY NIGHT REVIEW	1	41.00	179.00
3591228	THE LIE IS DEAD GROUP	2	99.80	20.07
3591229	TODAY WE LIVE GROUP	0	0.00	101.00
3591231	KEY BISCAYNE RECOVERY	1	12.00	70.00
3591234	ELECTRIC LUNCH	0	0.00	60.00
3591235	NEW SUNDAY MORNING	0	0.00	56.00
3591236	LAST CHANCE GROUP	0	0.00	500.00
3591237	NEW HOPE GROUP	3	25.00	10.00
3591238	IT WORKS GROUP	4	73.00	35.00



		Jul 2004/Jun 2005 Donations		FY 03/04
		Number	Amount	Donations
South Florida Region, continued				
3591239	GOOD ORDERLY DIRECTIONS	1	21.00	0.00
3591240	WOMEN DO RECOVERY	1	7.50	0.00
3591241	NEVER ALONE GROUP	1	10.00	0.00
3591242	STAIRWAY TO RECOVERY	4	84.00	0.00
	INDIVIDUAL MEMBERS	3	161.25	382.00
3591601	SOUTH FLORIDA RSC	3	7,400.00	16,800.00
Region Total:		43	\$12,100.46	\$19,608.58

Southern California Region

3601403	WESTEND AREA	4	2,864.60	4,911.69
3601406	EASTERN INLAND EMPIRE AREA	5	3,100.00	0.00
3601407	SANTA CLARITA AREA	5	721.00	566.24
3601408	EASTERN SIERRA AREA	3	78.60	158.27
3601201	MIDNIGHT MAGIC GROUP	1	140.00	0.00
3601202	TUESDAY NIGHT NA/AA MEETING	1	25.00	0.00
3601203	DOSE OF RECOVERY GROUP	2	17.00	0.00
3601205	TUESDAY WOODLEY GROUP	1	115.00	0.00
3601206	TOPANGA TRANQUIL GROUP	7	244.00	321.00
3601207	SUNDAY SURRENDER GROUP	2	37.00	0.00
3601208	MONDAY GATE 7 MEETING	1	20.00	0.00
3601209	FROM FIRST STEP TO RECOVERY	1	50.00	0.00
3601210	RECOVERY ZONE GROUP	11	234.59	150.12
3601217	COMING HOME GROUP	0	0.00	10.00
3601218	WE CAME TO BELIEVE GROUP	2	87.00	526.00
3601220	COURAGE TO CHANGE GROUP	10	312.30	226.51
3601258	FINALLY FRIDAY GROUP	1	40.00	0.00
3601263	OLIVE VIEW GROUP SYLMAR	0	0.00	15.46
3601264	GLENDALE MEMORIAL MEETING	1	264.00	100.00
3601276	LOUD & CLEAR GROUP	0	0.00	25.00
3601277	TUESDAY NIGHT AUDIO BASIC TEXT	0	0.00	100.00
3601278	STEP INTO YOUR LIFE GROUP	5	147.05	40.00
3601279	WOMEN ON THE NICKEL	0	0.00	10.00
3601280	GIFT OF LIFE GROUP	0	0.00	27.53
3601281	OPEN ARMS GROUP	0	0.00	18.98
3601282	MACLAY HOUSE GROUP	1	20.72	0.00
3601283	GATE 7 MEETING OF SAN GABRIEL	1	337.00	0.00
3601284	MONDAY NIGHT CANDLELIGHT	4	93.85	0.00
3601285	GET IT TOGETHER, WE CARE GROUP	3	56.23	0.00
3601286	WOMEN'S SUNDAY MEETING	1	32.00	0.00
3601287	GIVING IT BACK GROUP	2	60.95	0.00
3601288	NOT GUILTY GROUP	1	11.13	0.00
	INDIVIDUAL MEMBERS	10	407.96	731.40
3601601	SOUTHERN CALIFORNIA RSC	4	34,407.95	36,780.50
Region Total:		90	\$43,924.93	\$44,718.70

Southern Idaho Region

3611402	TREASURE VALLEY AREA	3	828.72	1,423.03
3611404	MAGIC VALLEY AREA	0	0.00	60.08
3613002	S IDAHO REGIONAL CONVENTION	0	0.00	1,034.16
3613003	MEN'S RETREAT (MAGIC VALLEY)	3	254.76	0.00
3611201	SUNDAY HOME GROUP	1	30.00	0.00
3611202	NEW ATTITUDES GROUP	6	425.00	0.00



		Jul 2004/Jun 2005 Donations		FY 03/04
		Number	Amount	Donations
Southern Idaho Region, continued				
3611204	STYX GROUP	2	101.25	254.50
3611211	IT WORKS HOW & WHY GROUP	11	278.12	97.75
3611212	HIGHLIFERS GROUP	1	150.00	0.00
	INDIVIDUAL MEMBERS	3	25.00	0.00
3611601	SOUTHERN IDAHO RSC	4	1,861.40	4,176.77
Region Total:		34	\$3,954.25	\$7,046.29
Spain Region				
3631601	SPAIN RSC	0	0.00	1,065.72
Region Total:		0	\$0.00	\$1,065.72
Sweden Region				
3641403	WESTERN AREA	0	0.00	2,000.00
3641201	NEW WAY OF LIFE GROUP	1	134.50	131.68
3641203	RADDA RAMBO	0	0.00	100.00
3641204	JUST FOR TODAY GROUP	1	730.00	0.00
3641601	SWEDEN RSC	4	10,403.59	2,632.23
Region Total:		6	\$11,268.09	\$4,863.91
Tejas Bluebonnet Region				
3651402	HOUSTON AREA	3	567.06	0.00
3651403	ESPERANZA AREA	0	0.00	3,576.39
3651404	HILL COUNTRY AREA	0	0.00	227.87
3651405	CENTRAL TEXAS AREA	2	250.66	283.46
3651406	COASTAL BEND AREA	1	17.03	0.00
3653002	TEXAS STATE CONVENTION OF NA	1	800.00	0.00
3651206	KEEP IT CLEAN GROUP	3	80.00	60.00
3651214	1960 GROUP OF NA	6	191.15	263.00
3651219	SERIOUS UNDERTAKINGS	2	40.00	30.17
3651220	LOST & FOUND GROUP	0	0.00	382.00
3651221	THE RIGHT STUFF GROUP	1	50.00	100.00
3651601	TEJAS BLUEBONNET RSC	4	4,784.34	2,658.98
Region Total:		23	\$6,780.24	\$7,581.87
Tri State Region				
3661401	PITTSBURGH AREA	1	11.12	230.74
3661402	CENTRAL WESTERN PA AREA (CWPA)	0	0.00	513.18
3661405	NORTH EAST AREA (PA)	0	0.00	30.00
3661408	INTERSTATE CROSSROADS AREA	5	988.69	1,187.00
3661409	GREATER ERIE AREA	0	0.00	103.28
3661410	CUMBERLAND VALLEY AREA (CVANA)	2	621.00	0.00
3661411	LAUREL MT HIGHLANDS AREA	1	280.19	0.00
3661201	BEECHWOOD GROUP (PA)	0	0.00	11.20
3661202	LIVING THE PROGRAM GROUP (OH)	1	100.00	0.00
3661204	WOMEN'S RECOVERY GROUP (PA)	1	15.00	0.00
3661207	SATURDAY MORNING CARTOON ALT	8	164.00	61.86
3661209	McMURRAY FRIDAY NIGHT GROUP	2	69.30	125.00
3661217	BACK TO BASICS GROUP (PA)	4	62.00	94.00
3661223	RECOVERY BY THE RIVER GROUP	0	0.00	30.00
3661225	DORMONT GROUP	5	625.00	350.00
3661230	JUST FOR TODAY GROUP (PA)	3	66.00	131.18
3661234	CHOICE IN CANONSBURG GROUP	5	237.00	425.00
3661237	MONDAY NEW LIFE GROUP (PA)	1	100.00	250.00
3661238	WASHINGTON II GROUP	2	20.00	45.00
3661241	IT WORKS HOW & WHY GROUP (OH)	1	30.00	21.00



		Jul 2004/Jun 2005 Donations		FY 03/04
		Number	Amount	Donations
Tri State Region, continued				
3661243	WEEKDAY WAKEUP GROUP	1	14.41	50.00
3661244	ADDISION TERRACE GROUP	0	0.00	121.00
3661247	IT WORKS HOW & WHY GROUP (PA)	0	0.00	19.00
3661249	REBEL GROUP (PA)	0	0.00	65.69
3661250	GRATITUDE 2003 GROUP (PA)	0	0.00	114.00
3661251	MIRACLES HAPPEN GROUP (PA)	0	0.00	20.00
3661252	TOGETHER WE CAN GROUP (PA)	0	0.00	5.00
3661253	MONDAY NIGHT MIRACLES (PA)	1	35.00	0.00
3661254	RAY OF HOPE GROUP	4	25.00	0.00
	INDIVIDUAL MEMBERS	5	245.00	0.00
3661601	TRI - STATE RSC	3	26,251.19	22,690.96
Region Total:		56	\$29,959.90	\$26,694.09
Turkey				
Region Total:		0	\$0.00	\$0.00
United Kingdom Region				
3941401	EAST COAST OF SCOTLAND AREA	0	0.00	417.18
3941402	NORTH EAST ENGLAND AREA	3	1,030.00	60.02
3941601	UNITED KINGDOM REGION	2	6,999.75	5,465.70
Region Total:		5	\$8,029.75	\$5,942.90
Upper Midwest Region				
3671401	WINNIPEG AREA	2	150.00	366.06
3671204	SERENITY SEEKERS	1	10.00	0.00
3671208	FREEDOM GROUP	4	57.00	25.00
3671209	LIVING IN RECOVERY GROUP	0	0.00	23.72
3671210	WESTMAN NA GROUP	2	37.50	0.00
3671211	JIMMY K NA	1	10.00	0.00
3671601	UPPER MID-WEST RSC	0	0.00	750.00
Region Total:		10	\$264.50	\$1,164.78
Upper Rocky Mountain Region				
3681401	WYO - BRASKA AREA	9	609.02	113.00
3681201	LIVING PROOF GROUP	5	327.04	196.23
3681202	CLEAN & FREE GROUP	1	36.13	0.00
3681204	SERENITY MAINLINERS	1	10.00	10.00
3681205	FIFTH STREET GROUP OF NA	2	20.00	0.00
3681208	HOPE NOT DOPE GROUP	1	0.00	0.00
3681209	5th STREET GROUP	7	80.00	40.00
3681210	LIVING CLEAN GROUP	3	26.21	14.25
3681211	SURRENDER TO WIN GROUP	0	0.00	700.00
3681212	LIVE FROM LARAMIE GROUP	4	72.00	0.00
3681601	UPPER ROCKY MOUNTAIN RSC	2	1,875.62	462.50
Region Total:		35	\$3,056.02	\$1,535.98
Uruguay Region				
	INDIVIDUAL MEMBERS	1	35.00	0.00
3741601	URUGUAY REGION	0	0.00	300.00
Region Total:		1	\$35.00	\$300.00
Utah Region				
3691401	NORTHERN UTAH AREA	13	1,160.55	735.91
3691402	CENTRAL UTAH AREA	0	0.00	199.28
3691403	SOUTHERN UTAH AREA	0	0.00	8.75
3691201	PRICE NA GROUP	3	55.00	0.00



		Jul 2004/Jun 2005 Donations		FY 03/04
		Number	Amount	Donations
Utah Region, continued				
3691206	HOOKED ON LIFE GROUP	0	0.00	7.04
3691209	FRIDAY NIGHT SAINT GEORGE	1	0.00	22.89
3691210	POSSI - TALK GROUP	0	0.00	19.87
3691211	DOGS OF RECOVERY GROUP	1	12.00	83.00
3691212	STEPS IN THE STIX GROUP	1	21.00	0.00
3691601	UTAH RSC	4	1,163.25	3,079.66
Region Total:		23	\$2,411.80	\$4,156.40
Virgin Islands				
3751201	ST THOMAS GROUP	1	100.00	0.00
3751202	ONE LOVE RECOVERY GROUP	0	0.00	100.00
Region Total:		1	\$100.00	\$100.00
Venezuela Region				
30S1601	VENEZUELA REGION	1	30.00	0.00
Region Total:		1	\$30.00	\$0.00
Volunteer Region				
3701401	WEST TENNESSEE AREA	1	200.00	0.00
3701201	THE FOUNDATION GROUP	1	12.00	0.00
3701202	NOTHING TO FEAR GROUP	4	285.00	0.00
3701220	RECOVERY BOUND GROUP	11	55.00	0.00
3701221	NA MOTHER GROUP	4	100.00	225.00
3701223	MIRACLES ON MONDAY GROUP	8	199.00	263.00
3701224	THE LUNCH BUNCH GROUP	7	321.25	0.00
3701229	SURVIVORS GROUP	3	74.00	102.00
3701232	NICKEL & DIME TIME	1	100.00	100.00
3701234	BREAKING THE CHAINS GROUP	5	40.00	0.00
	INDIVIDUAL MEMBERS	10	2,780.00	2,640.39
3701601	VOLUNTEER RSC	2	22,000.00	13,000.00
Region Total:		57	\$26,166.25	\$16,330.39
Washington - Northern Idaho				
3711401	SEATTLE AREA	0	0.00	807.84
3711403	THE LEWIS COUNTY AREA	5	278.87	333.65
3711404	TRI - CITIES AREA	1	66.10	100.00
3711410	NORTHWEST WASHINGTON AREA	3	1,149.00	227.31
3711411	WEST PUGET SOUND AREA	4	100.18	0.00
3711412	SOUTH KING COUNTY	5	104.09	0.00
3713001	COURAGE TO CHANGE RETREAT	1	72.10	0.00
3713002	RECOVERY QUEST RETREAT	1	200.00	200.00
3713004	SEATTLE SUMMER MENS RETREAT	0	0.00	171.81
3713005	NA WOMEN'S RETREAT	0	0.00	200.00
3711201	OUTSIDERS GROUP	1	100.00	0.00
3711202	BASIC NA GROUP	5	300.00	200.00
3711203	DECISIONS GROUP	1	19.98	0.00
3711207	FRIDAY NIGHT ALIVE GROUP	10	300.00	180.00
3711208	BORDERLINE GROUP	9	626.00	467.00
3711215	SUNDAY STARTERS GROUP	4	90.00	181.39
3711222	LOVIN' SPOONFULL NA	11	330.01	454.50
3711223	SOUTHENDERS GROUP	2	175.31	197.66
3711225	LIFEBOAT GROUP	0	0.00	27.00
3711226	KIND OF THURSDAY NIGHT GROUP	2	200.00	215.00
3711229	TOWER OF POWER GROUP	1	12.00	56.00



		Jul 2004/Jun 2005 Donations		FY 03/04
		Number	Amount	Donations
Washington - Northern Idaho, continued				
3711231	ONE STEP BEYOND GROUP	4	50.00	130.00
3711232	BREAKFAST OF CHAMPIONS	2	115.36	91.60
3711233	ASK IT BASKET GROUP	5	100.00	100.00
3711234	RECOVERY ROX	1	15.00	195.00
3711235	BALLARD NA- SEATTLE	4	38.58	113.69
3711236	NEVER ALONE GROUP	3	150.00	0.00
	INDIVIDUAL MEMBERS	2	2,010.00	205.00
3711601	WASHINGTON-NORTHERN IDAHO RSC	4	16,451.96	16,434.44
Region Total:		91	\$23,054.54	\$21,288.89
Western New York Region				
3811402	ALLE - CATT AREA	0	0.00	187.60
3811601	WESTERN NEW YORK RSC	1	2,000.00	0.00
Region Total:		1	\$2,000.00	\$187.60
West Russia Region				
30Q1601	WEST RUSSIA REGION	1	100.00	0.00
Region Total:		1	\$100.00	\$0.00
Wisconsin Region				
3721402	NORTHEAST WISCONSIN AREA	1	94.78	333.60
3721403	KETTLE MORAINES AREA	1	34.72	0.00
3721405	INLAND LAKES UNITY AREA	0	0.00	745.99
3721201	STRAIGHT AHEAD GROUP	4	124.00	92.00
3721209	CARING & SHARING GROUP	1	10.00	0.00
	INDIVIDUAL MEMBERS	1	3.00	0.00
3721601	WISCONSIN RSC	3	392.43	1,229.68
Region Total:		11	\$658.93	\$2,401.27
Other Forums, Areas, Groups				
3991402	FRENCH SPEAKING - SWITZERLAND	1	200.29	190.08
3991407	BERMUDA ISLANDS AREA	0	0.00	1,000.00
3991408	NETHERLANDS AREA	2	1,391.96	501.45
3991410	EGYPT AREA	1	170.00	0.00
3993001	PACIFIC NORTHWEST CONVENTION	2	5,373.47	0.00
3993003	CIRCLE OF SISTERS	0	0.00	11,254.73
3993005	WORLDWIDE WORKSHOPS	2	780.81	0.00
3997001	SOUTHERN ZONAL FORUM	3	1,143.86	1,087.62
3997002	EUROPEAN DELEGATES/EDM	1	2,242.53	5,338.12
3997003	CANADIAN ASSEMBLY (CANA)	1	1,500.00	-1,977.49
3997006	MID - WEST ZONAL FORUM	3	1,813.64	2,135.80
3997007	ASIA PACIFIC ZONAL FORUM	0	0.00	900.00
3991201	LONER GROUP	1	10.00	0.00
3991203	BAHRAIN GROUPS (BAHRAIN)	1	101.08	0.00
3991204	ALAMAL GROUP (BAHRAIN)	0	0.00	25.00
3991205	ALKHATAWAT (BAHRAIN)	0	0.00	25.00
3991206	SERENITY GROUP NORTH (ARUBA)	1	100.00	0.00
3991212	ALNADHRA ALJADIDA (BAHRAIN)	0	0.00	25.00
3991213	ALMABADE (BAHRAIN)	0	0.00	25.00
3991214	LET GO, LET GOD (WEST INDIES)	0	0.00	20.00
3991219	POKHARA NA (NEPAL)	0	0.00	50.00
3991220	JUST FOR TODAY GROUP (S KOREA)	1	50.00	0.00
	INDIVIDUAL MEMBERS	0	0.00	24.00
3992001	UNITY DAY EVENT	0	0.00	286.21
3992002	WORLD CONVENTION UNITY DAY	0	0.00	26,711.02
Region Total:		20	\$14,877.64	\$47,621.54
Grand Total:		1,754	\$802,401.34	\$697,992.53