

It's all about
carrying the
message



The purpose of all of the work that we do together as a fellowship, in local NA communities and through NA World Services, is to reach those who haven't yet heard our message of recovery.

NA World Services, Inc.
Annual Report
1 July 2005 – 30 June 2006



NA World Services Vision Statement

All of the efforts of Narcotics Anonymous World Services are inspired by the primary purpose of the groups we serve. Upon this common ground we stand committed.

Our vision is that one day:

- Every addict in the world has the chance to experience our message in his or her own language and culture and find the opportunity for a new way of life;
- NA communities worldwide and NA World Services work together in a spirit of unity and cooperation to carry our message of recovery;
- Narcotics Anonymous has universal recognition and respect as a viable program of recovery.

As our commonly held sense of the highest aspirations that set our course, our vision is our touchstone, our reference point, inspiring all that we do. Honesty, trust, and goodwill are the foundation of these ideals. In all our service efforts, we rely upon the guidance of a loving Higher Power.

Foreword

The theme of this year's Annual Report came from the 2006 World Service Conference theme, "It's All About Carrying the Message." As a worldwide fellowship, we have set our sights high in the NA World Services Vision Statement. The goal of our work together is that no addict need ever die from the horrors of active addiction. Everything that we do to move closer to realizing our vision will result in progress beyond measure toward providing hope and freedom to people like us who didn't know they had a choice.

The worldwide Fellowship of Narcotics Anonymous continues to grow, by leaps and bounds in some places, more slowly in others. NA World Services is beginning to break stride as we continue to learn new ways to understand the needs of local NA communities everywhere and as we support them in their efforts to grow. The evolution of Issue Discussion Topics has been like a fellowshipwide inventory, and with regard to many of the obstacles we face, we seem to be moving into a sixth- and seventh-step process of shedding our immaturity as a fellowship.

The course of this fiscal year for NA World Services and the Fellowship of NA has demonstrated our willingness to look ahead. The work described in this report is the work that we all do together to ensure that NA's ability to provide hope and freedom to still-suffering addicts long after we're gone. It really is all about carrying the message.


Contents

| | |
|---|----|
| It's All About Carrying the Message | |
| A Note from Your World Board | 1 |
| Your World Services Trusted Servants | 3 |
| Going Places... | 5 |
| NAWS Projects Help Us Fulfill Our Vision | |
| Project Updates | 7 |
| Worldwide Workshops | 7 |
| Basic Text Project | 8 |
| Public Relations | 10 |
| Issue Discussions | 11 |
| Communities Around the World Welcome the Message | |
| Translations and Fellowship Development | 13 |
| NAWS Responds to Members, Groups, and Your Service Communities | |
| Your Fellowship Services | 15 |
| Fellowship Publications | 16 |
| NAWS Communications | 17 |
| Count of Groups and Meetings by Region/Country | 19 |
| NAWS Finds New Ways to Connect to Members | |
| Your Information Technology Team | 23 |
| Our Fellowship Comes Together to Celebrate Recovery | |
| Your Conventions and Events Management Team | 27 |
| Providing the Resources to Carry the Message | |
| NAWS Offices and Literature Distribution Centers | 31 |
| NAWS Staff | 34 |
| Financial Reports | |
| About the Financial Reports | 37 |
| Unit Distribution Trends | 39 |
| Consolidated Statement of Financial Position (Balance Sheet) | 44 |
| Consolidated Statement of Activities (Income Statement) | 47 |
| Independent Auditors' Report | 50 |
| Donations Report | 60 |


All of the efforts of
Narcotics Anonymous
World Services are inspired
by the primary purpose of
the groups we serve. Upon
this common ground we
stand committed.

It's All About Carrying the Message


From Your World Board



The purpose of all of the work that we do together as a fellowship, in local NA communities and through NA World Services, is to reach those who haven't yet heard our message of recovery. The NAWS vision represents the primary purpose of our groups as it applies to our collective efforts in service to carry the message to addicts seeking recovery all around the world. This *Annual Report* will provide a brief summary of what we have all done together to work toward that goal in the last year, as well as what we see on the horizon for the coming year.



The world convention took place in Hawaii in the first half of the fiscal year and the 2006 World Service Conference took place in the second half. These major events, along with our efforts to prepare for the conference and follow up on the work that began there, have made for a very busy year. In addition to our work on the Basic Text and Public Relations projects, we have participated in zonal forum meetings throughout the US, as well as at the Canadian Assembly, the European Delegates Meeting, the Latin American Zonal Forum, and the Asia Pacific Forum.



Throughout the last conference cycle, the fellowship as a whole took part in ongoing discussions on the topics chosen at WSC 2004: *Atmosphere of Recovery*, *Infrastructure*, and *Our Public Image*. With feedback from the fellowship and ongoing discussion in zonal forums and workshops, the discussions grew and changed. The energy and ideas from these conversations came together at WSC 2006 when participants held the final discussions on those topics. That energy and those ideas became the input for the coming cycle's work plans. They also made it possible for conference participants to choose new Issue Discussion Topics, including *Building Strong Home Groups*, *Who Is Missing from Our Meetings and Why*, and *Our Service System*. These topics arose directly from the previous discussions and represent our cooperative efforts to find solutions at the local, national, and worldwide levels.



This process is relatively new and we are very pleased with the efforts of so many members to help make it work. As we all discuss these issues together, we can continue to identify solutions and practices that work best. Your conversations with each other at local levels and our conversations with you at workshops throughout the cycle impacted the work that we proposed to the conference for the 2006-2008 conference cycle in an unprecedented way. We will continue to work to improve the process of gathering real input and ideas, and are confident that this will continue to help us to mold ongoing discussions and incorporate solutions into our work. We are excited and confident about these opportunities to strengthen our partnerships with regional delegates and their partnerships with each other. With so much going on all around the world, regional delegates provide an immensely valuable resource in our efforts to support the fellowship's trusted servants at all levels.

WSC participants also selected seven World Board members, one new WSC co-facilitator, and two new Human Resource Panel members for the coming conference cycle. A number of board members completed their terms at the conference this year, including Saul A from Panama, Giovanna G from Cartagena, David J from the UK,

Bob J from Florida, and Daniel S from Frankfurt, Germany. On behalf of NAWS and the worldwide fellowship, we express many thanks for these members' generous contributions of commitment, dedication, and a whole lot of work. Their combined experience represents decades of commitment and perspective. They will each be missed, but we trust that their service, past and future, will continue to touch the lives of many people in and out of the program.

We want to thank HRP members Francine B from Montreal and Tali Mc from Hawaii, and co-facilitator Roberto J from Ontario, who also completed their service terms at the conference this year. We would also like to thank the conference participants for all of the energy and enthusiasm they brought to WSC 2006. We appreciate the trust and confidence they placed in our five new and two returning board members.

Most importantly, we want to thank the entire Fellowship of NA for another year of support and cooperation. Your ongoing recovery and service make it all possible. We hope that you find the information in this report useful, and that you will send any questions or comments that you have about what we have accomplished together in the last year, along with your ideas about what we can do together to strengthen our efforts to carry the message.





World Board Members

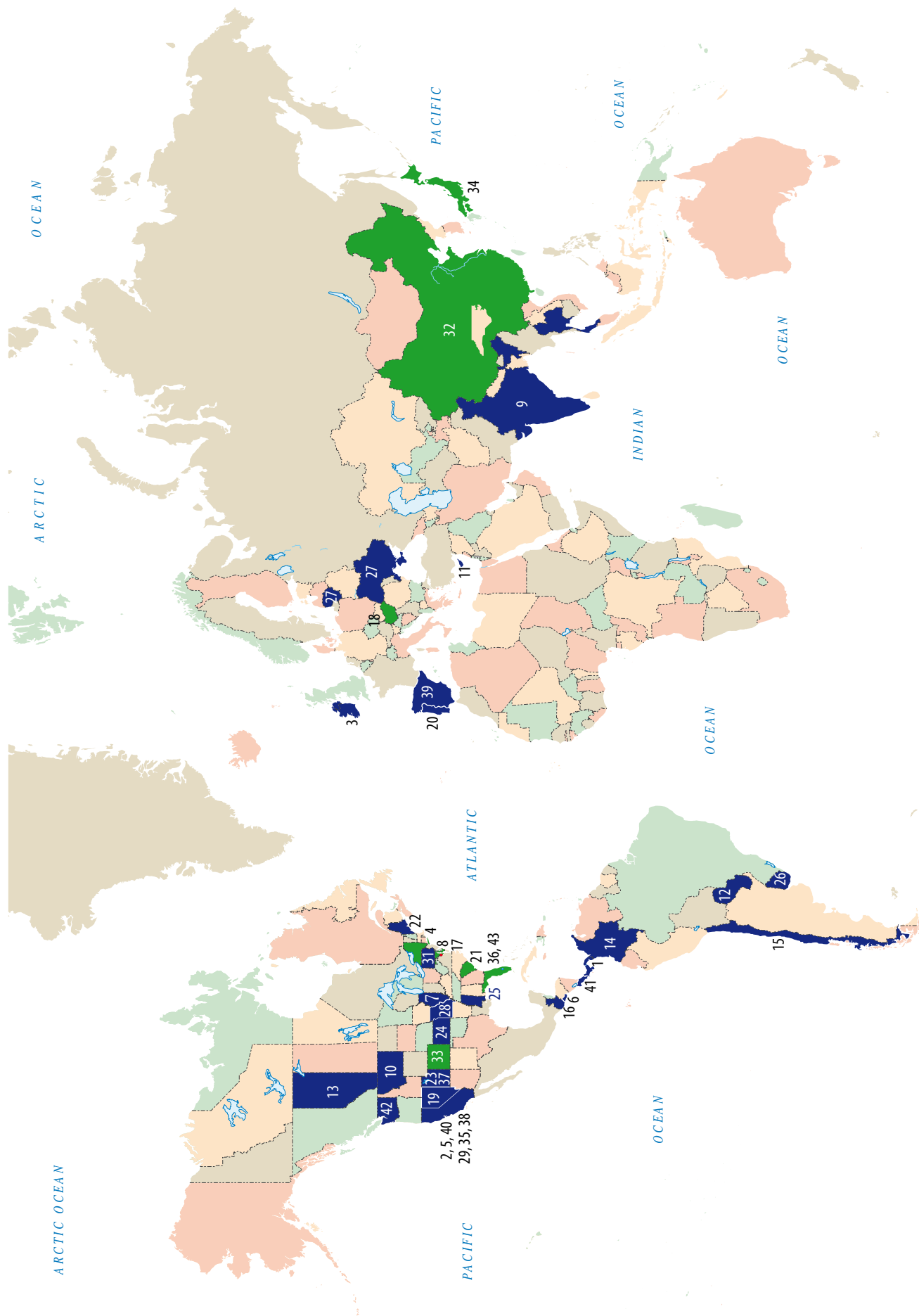
| Board Member | Year Elected | Current Term Ends | From |
|-------------------------|-------------------------|------------------------------|------------------------------------|
| Mary Banner | 2004 | 2010 | Allen, Texas, US |
| Ron Blake | 2004 | 2010 | Richmond, Victoria, Australia |
| Piet de Boer | 2004 | 2010 | Goteborg, Sweden |
| Jim Buerer | 2002 | 2008 | North Chicago, Illinois, US |
| Michael Cox | 2004 | 2010 | Marbella, Malaga, Spain |
| Paul Craig | 2006 | 2012 | Quispamsis, New Brunswick, Canada |
| Mukam Harzenski-Deutsch | 2004 | 2010 | Ship Bottom, New Jersey, US |
| Arne Hassel-Gren | 2006 | 2012 | Victoria, British Columbia, Canada |
| Ron Hofius | 2006 | 2012 | Albuquerque, New Mexico, US |
| Franney Jardine | 2006 | 2012 | Olympia, Washington, US |
| Mark Hersh | 2006 | 2012 | Milwaukee, Wisconsin, US |
| Tom McCall | 2006 | 2012 | Anahola, Hawaii, US |
| Ron Miller | 2004 | 2010 | Winter Haven, Florida, US |
| Tonia Nikolinakou | 2006 | 2012 | Athens, Greece |
| Craig Robertson | 2004 | 2010 | Raleigh, North Carolina, US |

Human Resource Panel

| | | | |
|------------|------|------|----------------------------|
| Mindy A | 2004 | 2008 | Sparta, Missouri, US |
| Mary Kay B | 2006 | 2010 | Martinsville, Virginia, US |
| Sergio R | 2004 | 2008 | Chitre, Herrera, Panama |
| Greg S | 2006 | 2010 | Newnan, Georgia, US |

WSC Cofacilitator

Jimmy S, Bethesda, Maryland, US





Going Places...

1. LAZF – Panama City, Panama
2. Inland Regional Convention – California, USA
3. ECCNA and EDM – Dublin, Ireland
4. APPA – New York, USA
5. WSZF – California, USA
6. El Salvador Regional Workshop – El Salvador
7. Public Information Conference – Indiana, USA
8. ACA – Maryland, USA
9. India Regional Forum – Darjeeling & Delhi, India
10. Rocky Mountain Zonal Forum – Montana, USA
11. Cyprus PR – Cyprus
12. Paraguay Regional Workshop – Paraguay
13. CANA – Alberta, Canada
14. Employee Assistance Professional Association – Cucuta, Colombia
15. Chile Regional Convention – Litoral Central, Chile
16. Guatemala Regional Convention – Guatemala
17. White House Youth Conference – Washington DC, USA
18. ICAA – Budapest, Hungary
19. Western Service Learning Days – Nevada, USA
20. Worldwide Workshop – Lisbon, Portugal
21. SECAD – Georgia, USA
22. MRLE IX – Maine, USA
23. Rocky Mountain Zonal Forum – Utah, USA
24. Plains States Zonal Forum – Kansas, USA
25. Northeast Zonal Forum – Arkansas, USA
26. Bolivia FD Workshops – Uruguay
27. Eastern European Workshops – Ukraine & Lithuania
28. Midwest Zonal Forum – Missouri, USA
29. So Cal Regional Assembly Workshop – California, USA
30. APF – Bangkok, Thailand
31. Mid-Atlantic Regional Learning Conference XXII – Pennsylvania, USA
32. Professional Presentation At Day Top Treatment Center – Kunming, China
33. National Council of Juvenile & Family Court Judges – Colorado, USA
34. Japan-Korea Joint PI Seminar – Seoul, Korea
35. ASAM – California, USA
36. NAATP – Florida, USA
37. AJA – Utah, USA
38. Spanish-speaking Area of So Cal Convention – California, USA
39. Spain Regional Convention – Malaga, Spain
40. Mid-State Regional Convention – California, USA
41. Costa Rica Workshop – San Jose, Costa Rica
42. NADCP – Washington, USA
43. FRCNA – Florida, USA

NAWS Service Event

NAWS Public Relations Event

Our vision is that one day:

Every addict in the
world has the chance to
experience our message
in his or her own language
and culture and find
the opportunity for a
new way of life...

NAWS Projects Help Us Fulfill Our Vision

Project Updates

Worldwide Workshops

The final Worldwide Workshop of the 2004-2006 conference cycle took place in Lisbon, Portugal, in November 2005. Worldwide Workshops are adapted to fit the local community, and in Lisbon that meant beginning Saturday morning and ending Sunday night, instead of starting Friday evening and ending Sunday afternoon. Participants were updated on NAWS activities, including projects that were entering their final stages for the conference cycle. The members were introduced to the small-group process as they participated in a town hall meeting. They discussed some of the issues of local importance, including a lack of clean time and sponsorship in service. They discussed possible solutions to these problems, including the idea of working hard to make sure that service is an encouraging, inviting atmosphere for everyone. Other sessions focused on the Issue Discussion Topics, and members discussed the variety of challenges they faced and a number of possible solutions, including those that were already working in some communities. Members also discussed the issue of leadership in NA and ways that we can all try to cultivate good leadership qualities in NA service. Finally, the members who participated in this workshop talked about what they learned over the weekend and expressed their intentions to take the solutions back to their home groups.

We also hosted two Eastern European workshops in the Ukraine and Lithuania. NAWS funded travel to these workshops for an unprecedented number of participants from countries ranging from Slovenia, Slovakia, and Croatia to the easternmost parts of Siberia. The workshops were held in English and Russian, the two most commonly understood languages among delegates with a vast range of mother tongues. The languages spoken by participants in these workshops





included Ukrainian, Slovenian, Slovakian, Moldavian, Polish, Latvian, Lithuanian, Estonian, Serbian, and Croatian. Participants discussed a wide variety of issues that affect these local communities. One of the topics of importance to these communities, of course, was translations. We are very pleased to announce that, by the time this *Annual Report* reaches publication, a Russian Basic Text, recently revised for terminology, should be available. We were happy to play a small part in this process, but little would have happened if not for the extraordinary fellowship development efforts that the Western Russian Region and other communities in attendance undertook on their own. Many thanks and congratulations to you all! And thanks also to the many delegates from the European Delegates Meeting who stayed to help support the workshop in Lithuania.

Representatives from NAWS traveled to Bangkok in February to participate in a translations workshop and at the Asia Pacific Forum (APF), where they facilitated two workshops. They also attended Malaysia's first convention, which was held in Kuala Lumpur. The APF provided us with the much-needed chance to address a variety of issues with representatives from many communities, including translations issues. Several NA communities in that part of the world, such as Pakistan, Nepal, Indonesia, and the Philippines, have translations in progress and complex issues to resolve. Several of these communities had requested our assistance in the form of a workshop, and the translations workshop, in conjunction with the APF, made it possible to assist them in their efforts to make the NA message more readily available in their communities. The translations workshops will be

discussed further in the Translations and Fellowship Development section.

NAWS staff wrapped up these two rather ambitious trips with a stop in Iran on the way home. Throughout the year, the NA community in Iran continued to experience unbelievable growth in numbers and recovery strength. We are doing everything we can to support our new branch as well as the regions, areas, and members in Iran. Much of the entire fellowship has become entranced with the size, growth, and enthusiasm of Iran. They are truly an example of what happens when unity becomes foremost, services are organized and well thought-out, public relations efforts constantly remain a priority, and carrying the message is always foremost in their minds. We can all learn something from what they have done and continue to do.

Basic Text Project

While this *Annual Report* covers the period July 2005 through June 2006, we will take a bit of a broader view for the Basic Text project. This project spans several fiscal years and two conference cycles, beginning in 2004 when the World Service Conference passed a motion to revise the Basic Text. That motion was to replace some or all of the personal stories and add an introduction to this part of the book, and to add a new preface to the book as a whole.

The initial stage of the project involved plotting the process that would follow. Then, in February 2005, we began to solicit new personal stories from the fellowship. The solicitation effort, which extended through the first part of this year, was devoted to collecting submissions and beginning an evaluation process. December 2005 marked a formal end



to the collection period, but we continued to accept submissions for some time afterward. Altogether there were more than 700 submissions from thirty-four countries:

| | | |
|--------------|---------------|-------------|
| Argentina | Australia | Belgium |
| Brazil | Canada | Colombia |
| France | Germany | Greece |
| India | Ireland | Israel |
| Italy | Mexico | Nepal |
| Netherlands | New Zealand | Nicaragua |
| Norway | Portugal | Puerto Rico |
| Russia | Saudi Arabia | Singapore |
| South Africa | Spain | Sweden |
| Switzerland | Trinidad | Turkey |
| UK | United States | Venezuela |
| | West Indies | |

The workgroup read and evaluated all of these pieces as well as the personal stories already published in the English, French, and Dutch Basic Text and the Swedish and Anglicized White Booklet. The 2006 World Service Conference approved the project plan for the 2006-2008 conference cycle. As the fiscal year drew to a close, the work of putting the text together was well underway.

September 2006 was a milestone in the project. On the first of the month, a draft of the text was mailed out for review to all members who requested one, as well as to all regions, areas, and conference participants. The draft will be out for review for six months, and then it will be revised again to incorporate fellowship input. The draft that results will be released in September 2007 for the approval phase. The review draft includes a new preface,

a new introduction to the personal stories section, tentatively called "Our Members Share," and a revised set of personal stories/members' sharing.

One of the primary impetuses for the revision was to collect a set of shared experience that better represents the diversity of today's worldwide Fellowship of NA. The fifty-one longer pieces and several collections of shorter reflections go a long way toward meeting that goal. We do still hope to add some pieces to fill out some of the thinner spots in the collection, such as gaps in some of the geographic diversity. Still, the wide span of ages, nationalities, and cultures represented by pieces in the review and input draft demonstrates the broad range of the text and of our worldwide fellowship.

In the first two months of release, thousands of copies have been mailed out and downloaded. Many local communities are holding review workshops, and input is coming in from individuals and groups and committees. We look forward to the work in front of us in

the fiscal year ahead. Incorporating the input from the fellowship and working to collect some additional material promise to make an even better text for fellowship consideration. Our Basic Text tells us, "Our faith, strength, and hope come from people sharing their recovery," and when we share our recovery in print, it reaches so many members and has the capacity to help so many addicts.

Check the status of the Basic Text Project at:

<http://www.na.org/conference/bt/index.htm>





Public Relations

Conference Project

The *Public Relations Handbook* workgroup, composed of members with relevant and varied service experience, completed its charge with the creation of the *Public Relations Handbook*. The handbook was then approved unanimously by participants at WSC 2006. World Board member Ron M worked with seven US members and four international members on this project. Work will begin on the identified resource materials for the handbook during the upcoming conference cycle, 2006-2008. The WSC 2006 participants made a decision to give the World Board the authority to develop and approve these resource materials as addenda to the *PR Handbook*. This will allow the board to make these useful service materials available to trusted servants and other interested members of the fellowship in a timely manner.

The conference also approved the Public Relations Statement of Purpose for use by members and for their interactions with professionals and the public. This resource will be included in *A Guide to World Services* and *A Guide to Local Services*.



NAWS Efforts

NAWS continued to interact with professionals at various events and conferences worldwide to inform these professionals about NA and to maintain and cultivate professional relationships. We offer to provide professionals with knowledge of recovery literature resources; to listen to their concerns about issues, particularly what members say about medications; to dispel any misconceptions they may have about NA; and also to show them how to access the NA website for meeting information.

NAWS participated in conferences with drug court, correctional, and treatment professionals at the National Drug Court Professionals Conference, the American Jail and American Correctional conferences, and the National Association of Addiction Treatment Professionals Conference. We were invited to formally present in a workshop setting (information about the NA program) at the medical professionals' conference, American Society of Addiction Medicine.

The majority of these events were in the US; however, we did participate and formally present information at the International Conference of Addiction in Budapest, Hungary, and in a cooperative project with South Korea and Japan in Seoul. All these efforts contribute steps toward realizing our vision that Narcotics Anonymous has universal recognition and respect as a viable program of recovery.

In April 2006, during the public relations session at the conference, NAWS informed conference participants that we are willing to partner with regions and zones to further our public relations efforts. NAWS cannot attend all conferences, and we welcome collaboration with regions and zones. NAWS had the



good fortune of working with the Buckeye Region and with the Europeans at the European Conference Against Drugs which was held in Vilnius, Lithuania. At this conference we provided, through a presentation to the delegation composed of many government officials, information about Narcotics Anonymous. As we look toward the future, we seek to embrace another point of our vision: that NA communities worldwide and NA World Services work together in a spirit of unity and cooperation to carry our message of recovery.

Along with our collaborative efforts, NAWS recognized that with so many treatment and healthcare professionals who work with addicts and governmental agencies, we wanted to increase our presence at their conferences and to make them aware of NA as a credible community resource. These efforts help us to fulfill a third bullet point of our vision: that every addict in the world has the chance to experience our message in his or her own language and culture and find the opportunity for a new way of life. As more professionals become aware of our translated literature and the numerous countries where the NA Fellowship is thriving, they can truly appreciate the worldwide peer recovery network that so many of us experience. We are also a resource for them as they travel professionally and teach abroad. We recently assisted physicians traveling to Israel and Russia to find meetings and local contacts.

Issue Discussions

Throughout the fiscal year we had an opportunity to participate in zonal forums and workshops throughout the world. We took advantage of these opportunities to conduct sessions on the 2004-2006 Issue Discussion

Topics; *Atmosphere of Recovery*, *Infrastructure*, and *Our Public Image*. These sessions provided a vehicle for members from local NA communities to consider the issues and provide valuable feedback based on their experience with recovery and service. We used the information we collected from each session to guide our approach at sessions that followed. As a result, our sessions were able to grow and evolve each time we met with members in different places. These discussions consistently reflected an impressive level of depth and focus. Many thanks to all the members who participated so enthusiastically!

At the World Service Conference, we conducted final sessions on the cycle's Issue Discussion Topics. With the collective feedback from two years of discussion as their guide, participants confidently selected Issue Discussion Topics for the 2006-2008 conference cycle: *Building Stronger Home Groups*, *Who Is Missing from Our Meetings and Why*, and *Our Service System*. These topics flow directly out of the topics from the previous cycle. As a worldwide fellowship, we have come together to identify these as the issues that we must address in order to move closer to our vision. Each topic speaks directly to an element of our vision, and together we can find and implement solutions.

In the year ahead we will hold sessions on these new Issue Discussion Topics. The input we receive will continue to guide our conversations as we reach out to members around the world. To find out about upcoming events, visit <http://www.na.org/comingup-toc.htm> or <http://www.na.org/nawsevents/event-reg.htm>. Members can also participate in discussions on these topics online by visiting http://www.na.org/discussion_boards.htm.

...NA communities worldwide
and NA World Services
work together in a
spirit of unity and
cooperation to carry our
message of recovery...

Communities Around the World Welcome the Message

Translations and Fellowship Development

As of June 2005, NA spoke fifty-five languages. Over the following twelve months, that number grew to sixty-five. The process of translating the literature can be tedious and time-consuming, but the work does not stop there. One of the most crucial steps in the process is the evaluation of the conceptual fidelity of the translation. Essentially, this involves an assessment of the accuracy of the translations and whether or not the translations remain true to the core philosophy of the Narcotics Anonymous message. Of the nearly three hundred translation projects in the queue, we are actively working on almost eighty projects in more than forty languages. We have completed seventy-nine projects since the beginning of the fiscal year in the following languages:

| | | |
|-----------|------------|------------|
| Arabic | Indonesian | Danish |
| Farsi | German | Hebrew |
| Hindi | Hungarian | Icelandic |
| Italian | Latvian | Lithuanian |
| Norwegian | Polish | Russian |
| Slovak | Swedish | Urdu |



One of our most long-awaited translation projects has been the Japanese Basic Text. After more than twenty years of effort, members in Japan have finally arrived at a translation of the Basic Text that they find satisfactory. They are now hard at work on *Just for Today*. Congratulations, Japan!

As we pointed out in the Project Updates section about Worldwide Workshops, we were able to take part in a Translation Workshop in Bangkok, Thailand, in conjunction with the Asia-Pacific Forum and Thailand Convention. More than thirty delegates and visitors from thirteen language communities registered and came to share their valuable experiences with



translations processes in their communities. At the time of the workshop, nine of those language groups had active translations committees, eight had published translated literature, and eleven had existing draft translations. Discussions about the challenges and solutions facing the translations process helped these members to share with each other about what works, and we were able to provide some useful hints and tools to aid them in their future efforts. Participants identified a number of ideas about what should come next, including local translations workshops, a push for increased member participation in literature translation committees, development of LTC guidelines, interactions with other language groups, and increased efforts to

collaborate with each other and surrounding communities. Since our visit, communities have reported successful local workshops and revitalized support for translations efforts.


India is another of the countries that demonstrated increased translations efforts this year. There are sixteen main languages spoken throughout India, in addition to many others spoken locally and regionally. Through the course of this year, our translations team has provided active support to seven of those language groups. In February we traveled to Delhi, India, to finalize arrangements for the pro-

duction of keytags in multiple languages. We contracted for a substantial number of keytags to be produced in English, Hindi, Manipuri, and Bengali, in all denominations. When final local translations are approved, Tamil will be added as well. During this trip we also finalized a contract for warehouse space to store literature, keytags, and other merchandise for South Asian distribution. This was also an opportunity to attend the

Delhi Area Convention held near Dehra Dun in the Himalayan foothills, and to meet with SIRSCONA (the primary Indian regional service committee) leadership.

Exciting developments have also been taking place in Africa in the last year. South Africa, which officially became the first seated region from the continent of Africa at this year's conference, has

also supported wide-scale outreach efforts to connect with addicts speaking languages such as Zulu, Xhosa, Southern Sotho, and Tswana. Draft translations in Afrikaans were also completed this year. Beyond South Africa, in more central and eastern parts of the continent, efforts have taken place to make progress with Swahili and Rwandan. We have high hopes about our message taking root on this great continent and spreading among those who really need it.



NAWS Responds to Members, Groups, and Your Service Communities

Your Fellowship Services

In order to support the many members, groups, and service committees involved in carrying our message to still-suffering addicts, our Fellowship Services team carried out the following tasks, among many others, throughout the fiscal year 2005-2006:

- ❖ Compiled and sent out more than 900 new group starter kits
- ❖ Responded to more than 4,500 H&I requests
- ❖ Answered nearly 9,000 telephone inquiries
- ❖ Responded to more than 6,300 emails and letters
- ❖ Responded to almost 650 miscellaneous requests, which this year included responding to the literature needs of Katrina-affected NA communities, including New Orleans, Baton Rouge, and Houston.

Fellowship Services also works hard to update and maintain the database. Information from group registrations or updates is typically entered into the database within 2-4 days. Information generated by the meeting locator on the NA website reflects these changes including up-to-date meeting information. We encourage areas and regions to identify a Web contact—someone who can help to keep local meeting information current in the database. As of summer 2006, we had 124 members who were identified by areas and regions as Web contacts and remained actively involved in the process.

We also encourage areas and regions to send any locally developed resources (training and orientation materials, minutes, guidelines, etc.) to Fellowship Services





so that they may be made available to other service committees in need. Shortly after the end of the fiscal year, we activated an area on the website for locally developed service materials where local Web contacts can upload their materials to make them immediately available to other communities. This resource area is located at http://www.na.org/local_resource_area.htm.

Fellowship Publications

Among the other services provided in the 2005-2006 fiscal year, NA World Services continued to compile, produce, and distribute the major fellowship periodicals *The NA Way Magazine*, *Reaching Out*, and *Meeting by Mail*. The first two publications are made possible by the support of editorial workgroup members. We're grateful for their efforts to ensure the ongoing quality of these publications.

The NA Way Magazine saw another increase in standard-print subscriptions, from less than 37,000 to more than 39,000 copies in the first five languages. The first printing of *The NA Way* in Farsi in January was nearly 14,000 copies! We also took 7,000 copies of the English version with us to Hawaii for WCNA-31. Since the first time we published the magazine electronically in April 2005, the number of electronic subscriptions (e-subs) has jumped to nearly 3,000 from just over 400. E-subs reduce the distribution costs of the magazine greatly, in addition to being available in full color, and being more environmentally friendly. Sign up for your subscription at <http://portaltools.na.org/PortalTools/subscriptions/Login.cfm>.

The NA Way Magazine is printed in six languages: English, French, German, Portuguese, Spanish, and, as of January 2006, Farsi. We re-

ceived about 150 submissions during this fiscal year, including essay/article manuscripts, photos, poetry, and illustrations.

One of our oldest publications, *Reaching Out*, remains a valuable resource, both for incarcerated members and for other members who are interested in Hospitals & Institutions service. The success of this publication depends on submissions from throughout the fellowship. While incarcerated members consistently send ample submissions, our "From the Outside" section suffers from insufficient participation. Members with H&I interest or experience are encouraged to participate by writing to share their experience, strength, and hope with each other and with members on the inside. We provide free single-copy yearly subscriptions to members who will be incarcerated for six months or more. We also provide, at a minimal cost, yearly twenty-copy subscriptions (for distribution to inmates) to members on the outside and service committees. Our printing for each issue of *Reaching Out*, generally around 9,000 copies, broke 10,000 for the first time at the end of 2005. The cover art for this periodical has been the same for nearly twenty years. It will soon undergo a facelift as we explore the possibility of featuring new cover art on each issue.

We send the *Meeting by Mail* to approximately 900 different addresses every other month. The purpose of this resource is to allow NA members to share in the process of recovery even when they cannot attend recovery meetings in person because of geographical isolation or physical infirmity. In addition to these "loner" members, many "nonloner" members participate. Subscribers can use the newsletter to share with one another their experience, strength, and hope as it relates to



recovery in isolation, and they can correspond with each other independently as they wish.

NAWS Communications

NAWS News provides an overview of world service activity, with an emphasis on World Board projects and activities. It is published following the World Service Conference and after each meeting of the World Board in English, French, German, Portuguese, and Spanish. *NAWS News* is distributed to conference participants and registered area and regional service committees. Individuals can also request copies of this periodical after each mailing, and it is available on our website.

The *Conference Report*, a comprehensive and detailed report of world service activity, is published before each World Service Conference. This report contains information regarding the status of major world services projects, suggestions for new work, and challenges that have been encountered. It includes reports from the World Board, Human Resources Panel, and any regional service committee or zonal forum that wishes to submit material. *The Conference Report*, published in English and Spanish, can be accessed on our website.

The *Conference Agenda Report* (CAR) is a tool for informing the NA Fellowship about the issues facing an upcoming conference. This is published and distributed in English a minimum of 150 days before the beginning of each World Service Conference, with translated versions in French, German, Portuguese, Spanish, and Swedish released a minimum of 120 days prior to the WSC. Members of the fellowship can use the CAR to engage in informed discussions in order to better understand the issues and provide the necessary feedback and decisions about conference

matters. The CAR is accessible free of charge on our website in an electronic format, and NAWS sends printed copies to conference participants and regions. Members can also order additional printed copies on the NA website.

The *NAWS Annual Report* provides a summary of world services activity for the prior fiscal year (July 1 through June 30). Once completed, it is distributed to conference participants and regions. Additional copies are available for purchase at cost from NAWS and can be viewed on or downloaded from our website.

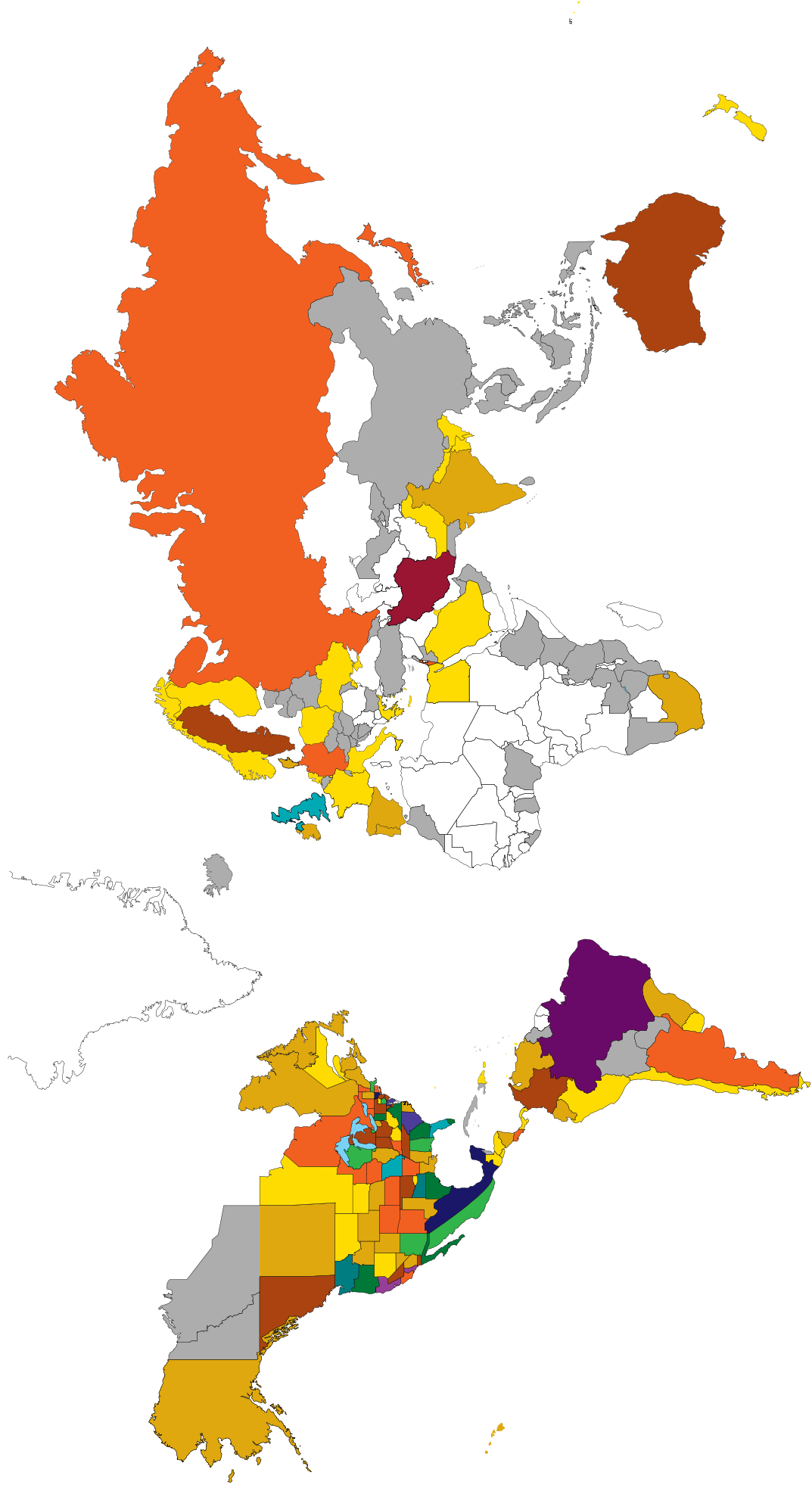


Regions Around The World

Maps are geographically based.

There are many NA communities that routinely hold recovery meetings, and some have established service committees but do not necessarily refer to themselves as "Regions."

40,977 Meetings Worldwide





Count of Groups and Meetings by Region/Country

The total number of areas is 1064. The total number of regions is 136.

The total number of countries without a region is 76.

| Region/Country | Groups | Mtgs. |
|-------------------------------|--------|-------|
| ABCD Region | 98 | 111 |
| Alabama/NW Florida Region | 153 | 505 |
| Alaska Region | 71 | 102 |
| Al-Sask Region | 194 | 228 |
| Antigua and Barbuda | 1 | 3 |
| Aotearoa New Zealand Region | 87 | 87 |
| Argentina Region | 85 | 188 |
| Arizona Region | 342 | 556 |
| Arkansas Region | 145 | 421 |
| Aruba | 10 | 45 |
| Australian Region | 304 | 330 |
| Austria | 1 | 1 |
| Bahrain | 9 | 19 |
| Baja Son Region | 50 | 315 |
| Bangladesh | 36 | 84 |
| Barbados | 2 | 5 |
| Belarus | 1 | 3 |
| Belgium Region* | 11 | 22 |
| Belize | 2 | 4 |
| Bermuda | 5 | 5 |
| Best Little Region | 87 | 327 |
| Bhutan | 1 | 2 |
| Bluegrass-Appalachian Region* | 57 | 110 |
| Bolivia Region* | 14 | 16 |
| Bosnia and Herzegovina | 1 | 1 |
| Brazil Region | 539 | 1372 |
| British Columbia Region | 276 | 341 |
| Buckeye Region | 137 | 140 |
| Bulgaria Region* | 3 | 12 |
| California Inland Region | 188 | 232 |
| California Mid-State Region | 235 | 354 |

| Region/Country | Groups | Mtgs. |
|-------------------------------|--------|-------|
| Cambodia | 2 | 6 |
| Canada Atlantic Region | 100 | 123 |
| Cape Verde Islands | 1 | 1 |
| Carolina Region | 465 | 968 |
| Cayman Islands | 3 | 4 |
| Central California Region | 256 | 343 |
| Chesapeake & Potomac Region | 275 | 313 |
| Chicagoland Region | 364 | 414 |
| Chile Region | 22 | 88 |
| China | 3 | 4 |
| Colombia Region | 134 | 419 |
| Colorado Region | 144 | 231 |
| Comite de Servicio de Area | 4 | 12 |
| Connecticut Region | 265 | 281 |
| Costa Rica Region | 54 | 239 |
| Croatia | 3 | 8 |
| Cuba | 3 | 6 |
| Cyprus | 2 | 2 |
| Czech Republic | 2 | 4 |
| Denmark Region* | 126 | 130 |
| Dominican Republic Region* | 25 | 46 |
| Eastern New York Region | 240 | 288 |
| Eastern Pennsylvania Region * | 95 | 109 |
| Ecuador Region | 57 | 247 |
| Egypt Region* | 12 | 52 |
| El Salvador Region* | 22 | 73 |
| Estonia | 1 | 1 |
| Ethiopia | 1 | 1 |
| Finland Region | 46 | 71 |
| Florida Region | 535 | 871 |
| France Region | 77 | 77 |

* Regions not seated at World Service Conference.



| Region/Country | Groups | Mtgs. |
|-----------------------------|--------|-------|
| Free State Region | 566 | 751 |
| French Polynesia | 1 | 1 |
| Georgia | 1 | 1 |
| Georgia Region | 458 | 846 |
| Germanspeaking Region | 228 | 248 |
| Ghana | 1 | 1 |
| Gibraltar | 1 | 2 |
| Greater Illinois Region | 76 | 138 |
| Greater New York Region | 604 | 720 |
| Greater Philadelphia Region | 314 | 470 |
| Greece Region | 21 | 77 |
| Greenland | 1 | 1 |
| Grenada | 3 | 3 |
| Guatemala Region | 19 | 115 |
| Guyana | 2 | 2 |
| Haiti | 1 | 6 |
| Hawaii Region | 113 | 129 |
| Honduras Region* | 8 | 37 |
| Hong Kong | 3 | 3 |
| Hungary Region* | 15 | 20 |
| Iceland | 23 | 24 |
| Indiana Region | 365 | 435 |
| Indonesia Region* | 22 | 38 |
| Iowa Region | 257 | 374 |
| Iran Region | 988 | 3982 |
| Ireland Region | 90 | 114 |
| Israel Region | 32 | 82 |
| Italy Region | 49 | 74 |
| Jamaica | 8 | 26 |
| Japan Region | 91 | 232 |
| Jordan | 1 | 2 |
| Kentuckiana Region | 186 | 305 |
| Kenya | 20 | 22 |
| Kuwait | 4 | 6 |
| Kyrgyzstan | 2 | 4 |
| Latvia Region* | 3 | 4 |
| Le Nordet Region | 40 | 48 |
| Lebanon | 5 | 6 |

| Region/Country | Groups | Mtgs. |
|-----------------------------|--------|-------|
| Liberia | 4 | 9 |
| Lithuania Region* | 8 | 19 |
| Lone Star Region | 152 | 809 |
| Louisiana Region | 236 | 410 |
| Luxembourg | 1 | 2 |
| Malawi | 1 | 1 |
| Malaysia | 8 | 10 |
| Maldives | 2 | 2 |
| Malta Region* | 3 | 3 |
| Marianas Islands | 1 | 2 |
| Martinique | 1 | 1 |
| Metro Detroit Region | 311 | 325 |
| Mexico Region | 40 | 261 |
| Michigan Region | 273 | 415 |
| Mid-America Region | 117 | 351 |
| Mid-Atlantic Region | 312 | 419 |
| Minnesota Region | 243 | 255 |
| Mississippi Region | 86 | 255 |
| Moldova | 1 | 7 |
| Montana Region | 49 | 95 |
| Morocco | 1 | 7 |
| Mountain Valley Region | 125 | 155 |
| Mountaineer Region | 99 | 143 |
| Mozambique | 1 | 2 |
| NA Fellowship | 1 | 1 |
| Namibia | 1 | 1 |
| Nebraska Region | 112 | 163 |
| Nepal | 29 | 39 |
| NERF Region | 26 | 57 |
| Netherlands | 29 | 31 |
| Netherlands Antilles | 1 | 1 |
| New England Region | 430 | 482 |
| New Jersey Region | 342 | 385 |
| Nicaragua | 16 | 111 |
| Nigeria | 1 | 1 |
| North Carolina Region* | 54 | 128 |
| Northern California Region | 1059 | 1435 |
| Northern New England Region | 104 | 125 |



| Region/Country | Groups | Mtgs. |
|----------------------------------|--------|-------|
| Northern New Jersey Region | 382 | 399 |
| Northern New York Region | 238 | 309 |
| Northwest Territories | 2 | 4 |
| Norway Region | 39 | 43 |
| Occidente-Mexico Region* | 14 | 84 |
| Ohio Region | 368 | 432 |
| OK Region | 154 | 442 |
| Oman | 1 | 3 |
| Ontario Region | 259 | 310 |
| Pacific Cascade Region | 403 | 578 |
| Pakistan Region* | 11 | 40 |
| Pakistan South Region* | 5 | 5 |
| Panama Region | 17 | 80 |
| Paraguay Region* | 8 | 13 |
| Peru Region | 41 | 101 |
| Philippines Region | 38 | 77 |
| Poland Region* | 62 | 76 |
| Portugal Region | 189 | 201 |
| Quebec Region | 175 | 177 |
| Red River Region* | 16 | 67 |
| Region 51 | 61 | 122 |
| Region Del Coqui | 39 | 59 |
| Region of the Virginians | 383 | 516 |
| Rio Grande Region | 160 | 270 |
| Rwanda | 1 | 7 |
| Saint Lucia | 2 | 5 |
| Saint Vincent and the Grenadines | 2 | 2 |
| San Diego/Imperial Region | 376 | 481 |
| Saudi Arabia | 15 | 45 |
| Show-Me Region | 468 | 767 |
| Sierra Sage Region | 99 | 136 |
| Singapore | 1 | 2 |
| Slovakia | 4 | 8 |
| Slovenia Region* | 3 | 3 |
| Society Indian Region | 107 | 177 |
| South Africa Region | 85 | 95 |
| South Dakota Region | 55 | 85 |


| Region/Country | Groups | Mtgs. |
|-----------------------------|--------|-------|
| South Florida Region | 365 | 574 |
| South Korea | 3 | 3 |
| South Mountain Region* | 10 | 10 |
| Southern Brazil Region* | 93 | 187 |
| Southern California Region | 1012 | 1255 |
| Southern Idaho Region | 89 | 132 |
| Spain Region | 69 | 104 |
| Sri Lanka | 1 | 2 |
| Swaziland | 1 | 1 |
| Sweden Region | 183 | 299 |
| Switzerland Region* | 19 | 19 |
| Tanzania | 4 | 11 |
| Tejas Bluebonnet Region | 270 | 581 |
| Thailand | 10 | 13 |
| Trinidad and Tobago | 28 | 34 |
| Tri-State Region | 481 | 515 |
| Turkey Region* | 8 | 13 |
| Uganda | 1 | 2 |
| UK Region | 460 | 491 |
| Ukraine Region* | 17 | 71 |
| United Arab Emirates | 3 | 3 |
| Upper Midwest Region | 88 | 118 |
| Upper Rocky Mountain Region | 86 | 172 |
| Uruguay Region | 12 | 30 |
| Utah Region | 120 | 163 |
| Uzbekistan | 1 | 2 |
| Venezuela Region | 46 | 184 |
| Vietnam | 1 | 1 |
| Virgin Islands | 15 | 40 |
| Volunteer Region | 238 | 463 |
| Washington/N. Idaho Region | 515 | 829 |
| Western New York Region | 161 | 191 |
| Western Russia Region | 40 | 163 |
| Wisconsin Region | 299 | 422 |
| Yukon Territory | 5 | 6 |
| Zambia | 1 | 3 |
| Zimbabwe | 2 | 9 |

24,426 40,977

...Narcotics Anonymous
has universal recognition
and respect as a viable
program of recovery...

NAWS Continues to Find New Ways to Connect to Members

Your Information Technology Team



All of the work done through your world services is meant to enhance the efforts worldwide to carry the message. Your Information Technology team plays an integral role in our efforts to facilitate better communication throughout our service system and with the public. The technological infrastructure of NA World Services is crucial in providing adequate support and services to our staff, members, and customers. In the 2005-2006 fiscal year we continued to invest our energy and effort into strengthening that infrastructure through increased functionality of our website and its features. The rising popularity of e-subscriptions is just one of the many recent advances that aid our efforts to communicate more efficiently. E-subscriptions make it possible for members to receive fellowship and service communications electronically, eliminating unnecessary paper waste and mailing costs. To learn more about e-sub, visit <http://portal-tools.na.org/PortalTools/subscriptions/Login.cfm>.

Traffic and activity on the NA website, one of our most important resources as a worldwide fellowship, steadily continues to grow. As more members recognize the value of the website as a versatile, consistent, and reliable resource, they take better advantage of its features, including the recovery literature available online, the meeting locator, the online shopping cart, and the donations portal.

Website traffic reports from the beginning and end of the year help to illustrate the fellowship's recognition of its value as a tool for helping to carry the message.



| NA Website Statistics | July 2005 | June 2006 |
|------------------------|-----------|-----------|
| Hits | 1,919,573 | 2,200,959 |
| Visits | 159,182 | 207,906 |
| visits per day avg | 5,134 | 6,706 |
| Meeting locator portal | 43,736 | 55,876 |
| Area/Reg links views | 20,442 | 22,242 |
| Events calendar views | 19,003 | 21,653 |
| Facts about NA views | 13,406 | 12,759 |
| Literature online | 9,053 | 11,758 |
| Shopping cart portal | 4,171 | 6,960 |

As the popularity of the meeting locator continues to grow, we are putting forth our best efforts to keep online meeting information up-to-date. One hundred twenty-four active Web contacts for area and regional service committees make it much easier to accomplish this task by updating meetings in their areas and regions. These trusted servants can also use their database access to generate printable, pre-formatted meeting lists if they so choose. These same members also have access to one of our newest resources: an FTP site for sharing locally developed service materials.

In addition to creating and improving the resources and functions of the website, we continue to work very hard to update and improve the databases that drive the website. We hope to soon make it possible for members and trusted servants to use a single user profile to access all of the resources available on the website. Our website is constantly changing, through new tools and functions, as well as through improvements to existing content. Anyone who visits the website frequently will notice that we continue to implement and improve resources for the fellowship, the service system, and the general public. The general appearance of the website will not change until the support-

ing file structure, which spans six servers and several domains, has been thoroughly streamlined. In the meantime, we are putting a great deal of energy into providing more and better ways to strive toward our NAWs vision. Our website is integral to our efforts to make it possible for every addict in the world to hear the NA message in his or her own language and culture. The website will also help to make it possible for NA communities worldwide to work together in a spirit of cooperation.

The creation of FTP sites, one for conference participants and one for service materials developed by local service committees, is one of the means by which we have worked toward those goals. Another way to achieve those goals is our constant effort to expand the range of literature available online in a variety of languages. Before too long, even the NA Basic Text will be available for download from the website. Among these other goals, we also hope to make the website format more user-friendly, to increase the amount of material for public information and public relations, to increase materials and support available for the NA service structure, and to continue identifying ways to better use the website to encourage effective communication through all levels of the fellowship.



Some helpful web locations to remember:

Issue Discussion Boards

http://www.na.org/discussion_boards.htm

Upcoming Events

<http://www.na.org/comingup-toc.htm> or
<http://www.na.org/nawsevents/event-reg.htm>

Local Service Committee Resources

http://www.na.org/local_resource_area.htm

Sign-up for E-sub

<http://portaltools.na.org/PortalTools/subscriptions>

Check back often for the latest updates to the website:

<http://www.na.org/additions.htm>

...As our commonly held sense
of the highest aspirations that
set our course, our vision is our
touchstone, our reference point,
inspiring all that we do.

Honesty, trust, and goodwill are
the foundation of these ideals.
In all our service efforts, we rely
upon the guidance of a loving
Higher Power.

Our Fellowship Comes Together to Celebrate Recovery

Your Conventions and Events Management Team

NA conventions, especially the world convention, help send the message that our new way of life in recovery can be fun and exciting. The enthusiasm and joy we share at these celebrations of recovery go a long way in enhancing the attractiveness of our message. The NAWS Conventions and Events Management team is responsible for planning a variety of annual and biennial projects that often require simultaneous attention. While the World Convention of Narcotics Anonymous and logistical support for the World Service Conference are this team's primary responsibilities, the team also plays a role in the planning and execution of many of our worldwide workshops. The team works hard to develop and maintain travel and housing relationships to accommodate our service and recovery events all around the world. The team also works to provide services to regional and area convention and event committees around the world, assisting with everything from contracts to committee structure and legal issues.

The World Convention of Narcotics Anonymous

Held early in the July 2005 to June 2006 fiscal year, WCNA-31 in Honolulu was a greater success in terms of attendance and finances than we expected. The convention exceeded our projections by about 2,000 people, with over 8,600 members registered and about 9,000 in attendance. We are immensely grateful for the assistance from the support committee, as well as the hundreds, if not thousands, of volunteers who help to make every world convention very special. From an operational perspective, the convention went very smoothly, the only exception being an incident between



San Antonio, Texas
WCNA-32
30 AUGUST–2 SEPTEMBER 2007



a few members and several convention center personnel. While it is unfortunate that the acts of a few leave negative impressions of NA for some nonmembers, we are quite grateful that the convention went smoothly, especially in consideration of another challenge we faced. Two thousand members attended without pre-registering and did not stay in official convention hotels, causing significant operational issues at the convention site because staff could not confidently anticipate their attendance. NA World Services operates on past convention projections as an indicator in order to try to make the most prudent use of valuable fellowship resources.

In preparation for San Antonio, we are making an effort to avoid similar issues by adjusting our approach. The pre-registration price, for example, will remain the same throughout the pre-registration period, instead of increasing when the convention approaches. The on-site registration price will also be significantly higher than the pre-registration price, both to encourage members to pre-register and to offset the costs of last-minute efforts to modify plans to accommodate larger crowds than expected. We are also encouraging members who plan to attend not to make multiple hotel reservations “just in case,” only to cancel the extra reservations later. Doing so makes it difficult for other members to reserve rooms and for hotels to be properly prepared.

It is important to keep in mind that the purpose of the convention is to celebrate recovery, not generate revenue. The convention is an incredibly expensive endeavor. When those who participate pay their own way, as early as they can, the convention can be more successful and enjoyable for everyone involved. Early registration helps to keep the cost down for everyone, giving people the most “bang for their buck.” This also makes it possible for all

of us to join together and send a message to newcomers and the general public: Recovery has given us a life worth celebrating!

Future WCNA locations

WCNA-32

San Antonio, Texas

29 August-2 September 2007

WCNA-33

Barcelona, Spain

20-23 August 2009

WCNA-34

San Diego, California

1-4 September 2011

WCNA-35

Philadelphia, Pennsylvania

29 August-1 September 2013

In making a decision about WCNA-35, the World Board gave serious consideration to the five finalist cities—Minneapolis, Indianapolis, Toronto, Orlando, and Philadelphia. We conducted negotiations for each of the cities and thoroughly analyzed the benefits and drawbacks of each. Bids for Philadelphia and Orlando were virtually identical from a financial and operational perspective and were much stronger than the others. In deciding between the two, we considered the fact that the driving corridor between Washington, DC, and New York is one of our most densely populated membership areas in the world. A world convention in Philadelphia makes it possible and affordable for a large number of our members to participate in this recovery celebration. Congratulations, Philadelphia!

Get the latest news on WCNA-32

<http://www.na.org/wcna32/index.htm>



The Mission of the
World Service Office is
to provide services and
support which facilitate the
continuation and growth
of Narcotics Anonymous
worldwide...

Providing the Resources to Carry the Message

NAWS Offices, and Literature Distribution Centers

Between July 2005 and June 2006, NAWS employed a total of fifty-six people in four service centers around the world. Forty-nine employees worked in the Chatsworth office.

NAWS – Chatsworth

PO Box 9999

Van Nuys, California 91409 USA

Tel: 818.773.9999

Fax: 818.700.0700

Website: www.na.org

The Chatsworth, California, administrative center has continued to serve the worldwide fellowship in a variety of ways, in spite of a year of high staff turnover. We wish the best to those who moved on and welcome new staff with open arms. Staff at this office did their best to help ensure that the convention and conference

both went off without a hitch. During the week of the conference, staff opened the office to participants for a tour. This office continues to make our message available in a variety of formats, such as Braille and miniature versions of the Basic Text. Staff also responds to a steadily growing volume of phone calls, emails, and letters. We are proud of the tireless efforts and successes of our staff in serving the needs of our steadily growing fellowship.





NAWS – Canada

150 Britannia Rd E, Unit 21
Mississauga, Ontario, L4Z 2A4 Canada
Tel: 905.507.0100
Fax: 905.507.0101

Branch Office Supervisor

Jacquie Sullivan (jacquie@na.org)

Assistant:

Paul Sullivan

Not far from Toronto, Ontario, the WSO – Canada literature storage and shipping facility in Mississauga continues to serve the needs of the Canadian NA communities. The increase in recent years of sales to the local NA groups is helping to stabilize its running expenses. The main function of the facility is accommodating the literature needs in Canada. Essentially a literature storage facility, NAWS Canada employs two part-time workers who maintain the shipping of all orders that are processed. We're very thankful for and proud of all their work, which makes it possible to get our message to those who need it in the Great White North.



NAWS – Europe

48 Rue de l'Été
B-1050 Brussels, Belgium
Tel: +32.2.646.6012
Fax: +32.2.649.9239

Branch Office Manager

Paul Decock (paul@na.org)

Assistant:

Ben Dechamps (ben@na.org)

Two employees continue to staff our World Service Office in Brussels, Belgium, one full time and one part time. Much like the Chatsworth office, the Brussels office performs duties beyond the primary task of distributing literature, especially by providing support and assistance for new groups throughout Europe. Additionally, WSO – Europe has had some contact with European health and rehabilitation facilities and correctional facilities. They continue to demonstrate their dedication and commitment in making this center an important asset to European NA communities.



NAWS – Iran

No 6, Dasht-e-Behesht St.
West 1st St., Farhang Blvd.
Pol-e-Modivate
Tehran, Iran
Tel: +021.8842.1408
Fax: +021.8845.9671

Branch Office Manager

Siamak Khajeian (siamak@na.org)

Assistants:

Farhad Pormotaleb Porsoshee
(farhad@na.org)

Farzad Atri (farzad@na.org)

The literature production and distribution center in Iran, opened during the last fiscal year, has been the most effective solution to serve the needs of the most rapidly growing NA community in the world. The manager of this center helped to coordinate the establishment of the facility. He now has the assistance of two part-time employees, with whom he continues to work very hard to produce and distribute literature to the Iranian NA community. Their enthusiasm and dedi-

cation contribute to the ongoing success of this venture and the strength of NA in Iran.





NA World Services Staff

July 2005 – June 2006

Chatsworth, California, USA

Administration

Executive Director

Anthony Edmondson (anthony.e@na.org)

Assistant Executive Director

Becky Meyer (becky@na.org)

Executive Assistants

Eileen Perez (eileen@na.org)

Elaine Wickham (elaine@na.org)

Human Resources Manager

Roberta Tolkman (roberta@na.org)

Marketing Manager

Bob Stewart (bob@na.org)

Public Relations Coordinator

Jane Nickels (jane@na.org)

Editor, *The NA Way Magazine*

De Jenkins (de@na.org)

Project Coordinator

Travis Koplow (travis@na.org)

Writer/Editors

Kim Young (kim@na.org)

Tom Boscarelli (tom.b@na.org)

Meetings & Events Manager

Mike Polin (mike@na.org)

Administrative Assistant, Events

Renee Brazell (renee@na.org)

Administrative Assistants

Shane Colter (shane@na.org)

Johnny Lamprea (johnny@na.org)

Receptionist

Elaine Revard

Asset Management

Comptroller and Team Leader

Tom Rush (tom@na.org)

Staff Accountant

Debbie Hall (debbie@na.org)

Accounting Assistants

Liz Stafford (liz@na.org)

Rochelle Medina (rochelle@na.org)

Senior Customer Service Representative

Sylvia Cordero (sylvia@na.org)

Customer Service Representatives

Peggy Labon (peggy@na.org)

Pam Martin (pam@na.org)

Purchasing Assistant

Jeannie Lamalfa (jeannie@na.org)

Warehouse Manager

Vince Alcala (vince@na.org)

Shippers

Arthur Carbajal (arthur@na.org)

Martha Avalos (martha@na.org)

Information Technology

IT Manager

Stephan Lantos (stephan@na.org)

Database Administrator

Lori Dunnell (lori@na.org)

IT Support

Juan Trejo (juan@na.org)



Fellowship Services

Team Leader

Steve Rusch (stever@na.org)

Administrative Assistant

Keri Kirkpatrick (keri@na.org)

Team Assistants

Freddie Aquino (freddie@na.org)

Mandy Bell (mandy@na.org)

Linda DeLeo (linda@na.org)

Jeff Gershoff (jeff@na.org)

Toni Kerwin (toni@na.org)

Portia Medina (portia@na.org)

Andrew Ponce (andrew@na.org)

Colin Severeid (colin@na.org)

Eric Swidler (eric@na.org)

Production

Production Manager

Fatia Birault (fatia@na.org)

Graphic Arts Technician

David Mizrahi (david@na.org)

Production Assistant

Esperanza Lemos (esperanza@na.org)

Translations

Translations Manager

Uschi Mueller (uschi@na.org)

Team Assistants

Johanna Bennett (johanna@na.org)

Jane McCrary (jayne@na.org)

Simon Lev

New Staff

Andrew Ponce

Martha Avalos

Eric Swidler

Tom Boscarelli

Shane Colter

Linda DeLeo

Departing Staff

Carrie Ray, Administrative Assistant

Catherine McCormick, Writer-Editor

Dustin Koenig, FS Team Assistant

Sara Jo Gladle, FS Team Assistant

Ximena Iranzo, FS Team Assistant

Danny Weg, IT Assistant

Wendy Kemptner, AA, Production



Sadly, Elaine Revard, the receptionist for NA World Services since April 2000, passed away on Friday, 20 October 2006. Her unique character and charm, along with the joy that she brought to the office each day, will be greatly missed.

About the Financial Reports

This section of the *Annual Report* is broken into four parts: unit distribution trends, consolidated statement of financial position and consolidated statement of activities, independent auditors' report, and donations report.

The unit distribution trends report is a report of the numbers of inventory items distributed throughout the year. These numbers are presented in the form of charts and graphs that illustrate the number of books, booklets, IPs, keytags, chips, and medallions that were distributed by NA World Services during the fiscal year.

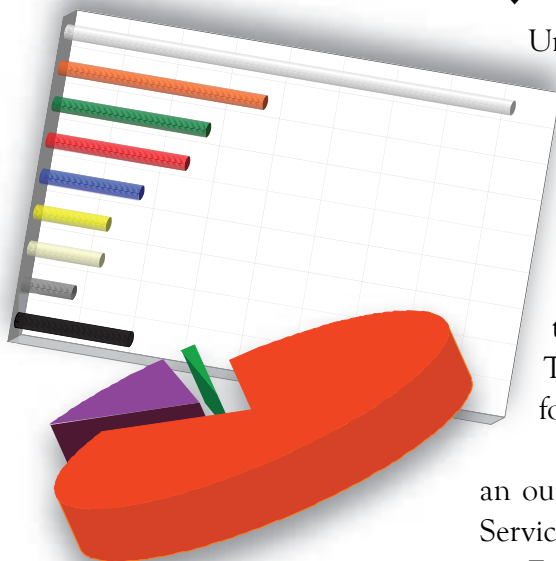
The consolidated statement of financial position (SoFP) and consolidated statement of activities (SoA), also known as the "balance sheet" and "income statement," provide a report of the financial activity of NA World Services during the fiscal year. The SoFP, or balance sheet, provides a simple breakdown of the current assets and liabilities of NA World Services in financial terms. The SoA, or income statement, provides a breakdown of the income and expenses for the following categories:

- ❖ literature production and distribution..... 35%
- ❖ World Service Conference support..... 26%
- ❖ fellowship development..... 31%
- ❖ events 8%

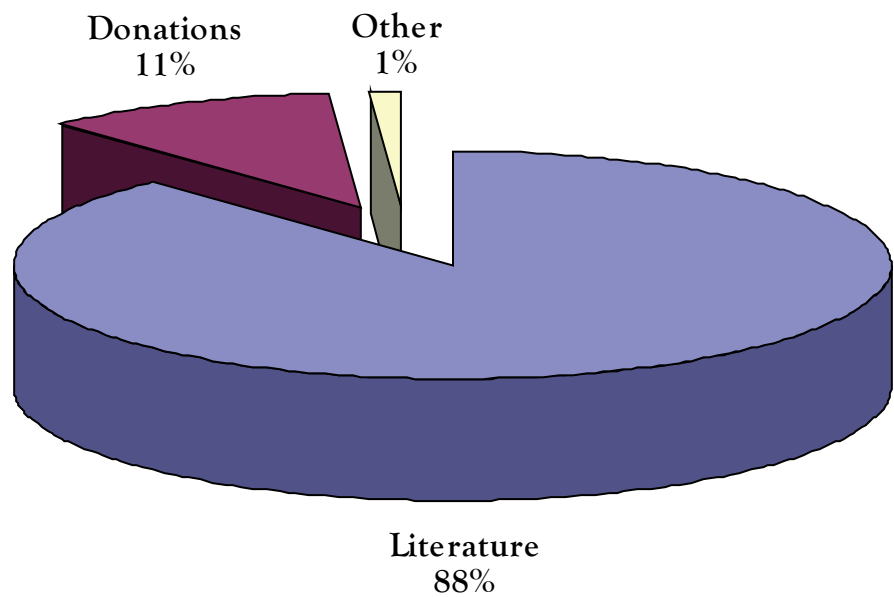
Under each set of expenses, we include costs for accounting, personnel, overhead, and technology. These are expenses that cannot be attributed directly to any of the specific areas of activity. They are budgeted and allocated (distributed) according to a calculated fixed percentage. This percentage is based on three factors: the number of personnel devoted to the activity, the approximate number of labor hours, and the amount of physical office space required by the activity. The percentages listed above indicate the budgeted amounts for this fiscal year (and for the two-year budget cycle).

The independent auditors' report is a report provided by an outside firm that conducts a professional audit of NA World Services' financial reports.

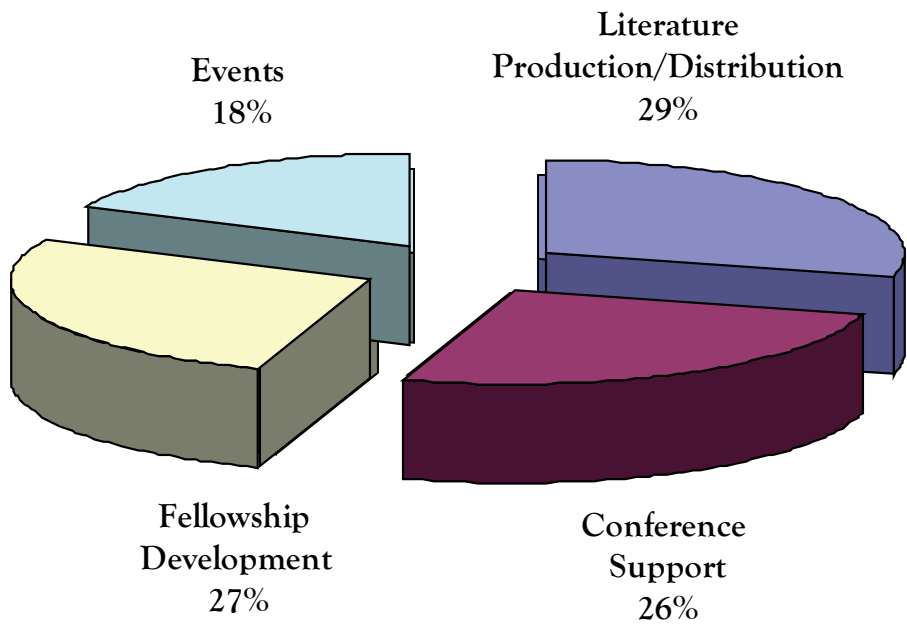
Finally, the donations report is a report of the donations received by NA World Services throughout the fiscal year from the NA Fellowship, broken down by region and/or country.



Where Does Our Money Come From?



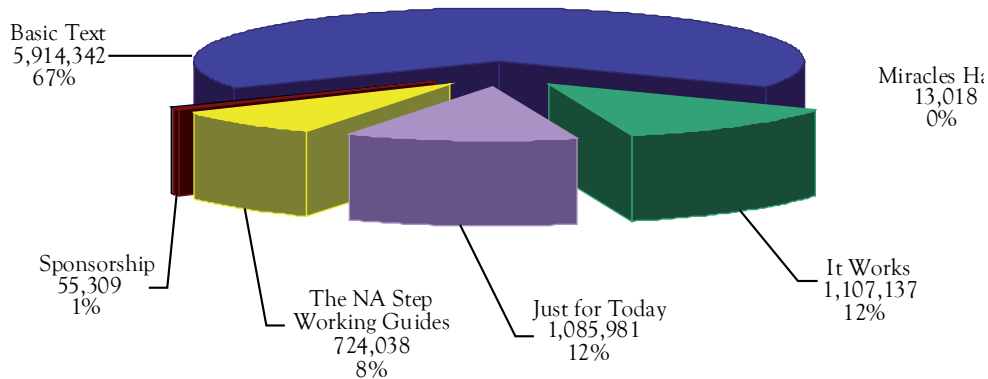
Where Does Our Money Go?





Unit Distribution Trends

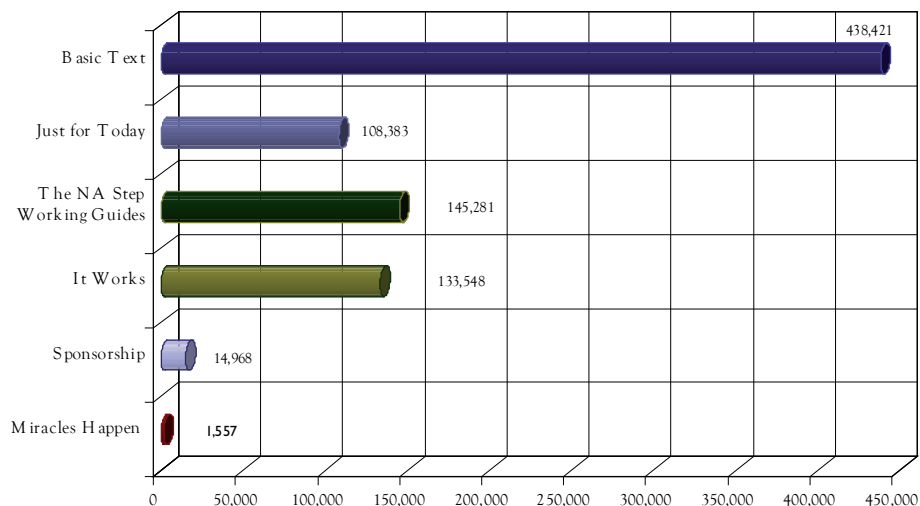
Book Distribution 1983-2006



Note: Years books first published: Basic Text (1983), *Just for Today* (1992), *It Works* (1993), *The NA Step Working Guides* (1998), *Miracles Happen* (1998), and *Sponsorship* (2004).

As you can see in the chart above, all-time Basic Text sales by the end of this fiscal year reached nearly six million, representing 67% of all-time recovery book sales. This year's Basic Text sales made up 52% of total book sales at 438,000 copies, a 38% increase over 2005 sales. This year saw the highest sales of the Basic Text ever, breaking even the record of the peak sales year of 1989, when 374,000 copies were sold. In 1999, sixteen years after initial publication, we reached the four million copies sold mark. Seven years later, we're poised to hit the six million copies sold mark. This means that more addicts than ever are getting the chance to read the NA message of recovery in a language they can understand.

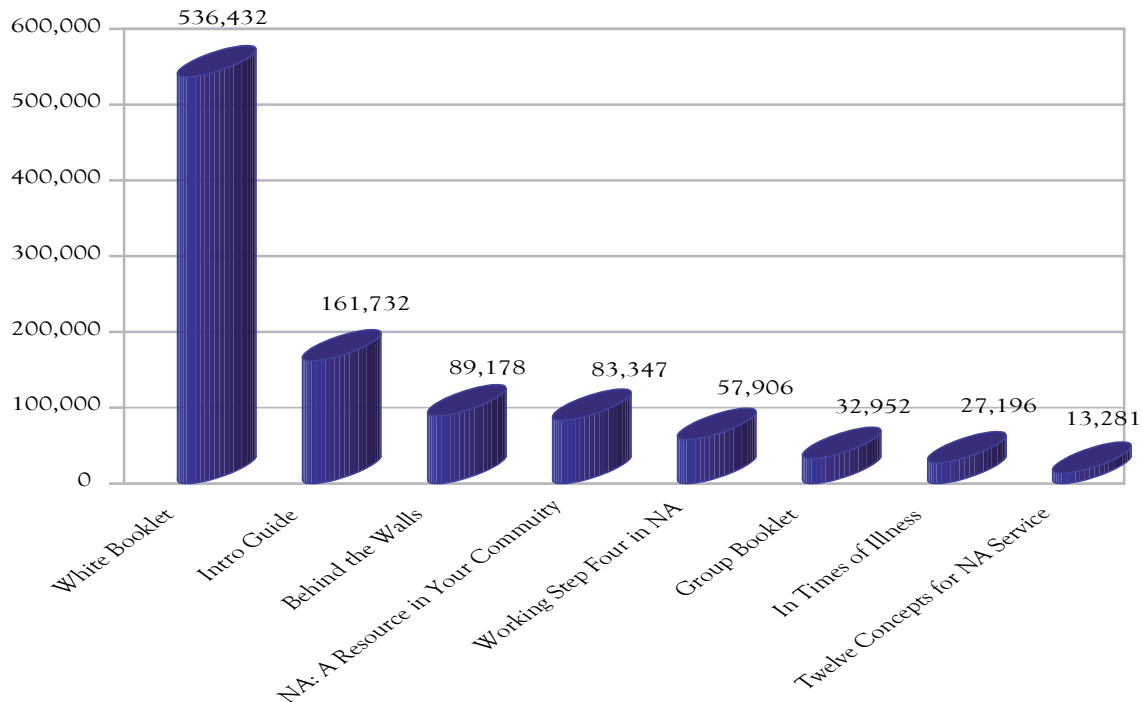
Book Distribution 2005-2006





Unit Distribution Trends

Booklet Distribution 2005-2006



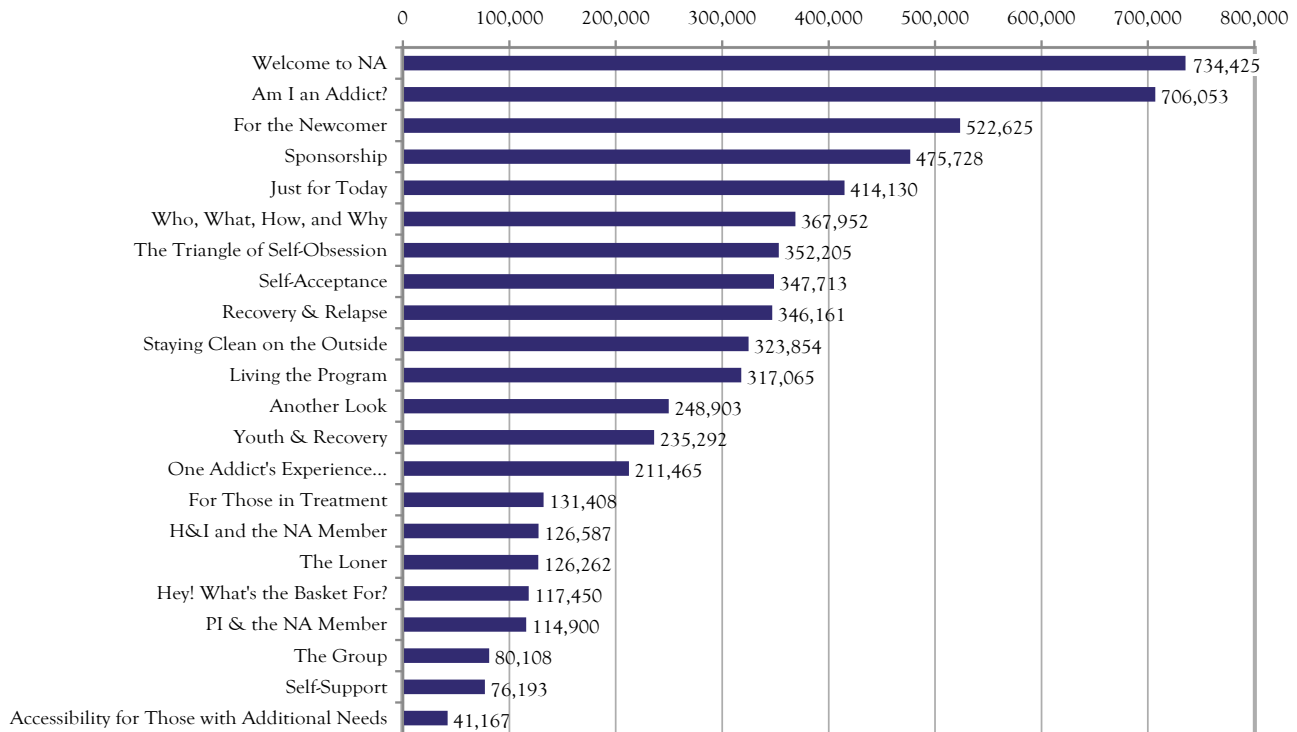
Our two record years for booklet distribution (738,771 in 2005 and 735,914 in 1991) were far surpassed by this year's 951,118 recovery booklets. Total distribution of the White Booklet increased by nearly 100,000 pieces; it remains the most widely sold booklet, with a total distribution of 7,727,971 from 1983 through 30 June 2006. Total booklet distribution for this fiscal year showed an increase of 36%, which includes impressive numbers from Iran. Without Iran sales, booklets showed an increase of 6%. Six of the eight booklets are available in Iran, and these account for 22% of total booklet dispersal worldwide. Iran accounts for nearly half of total distribution of *The Group Booklet* and *NA: A Resource in Your Community*. Including distribution in Iran, the White Booklet showed an increase of 23%. Without the increased Iranian distribution, this would have been less than a 3% increase. Overall, booklet distribution continues to grow, but we're all very pleasantly surprised by how quickly the NA message is being embraced by members in the Iranian NA community.





Unit Distribution Trends

Information Pamphlet Distribution 2005-2006



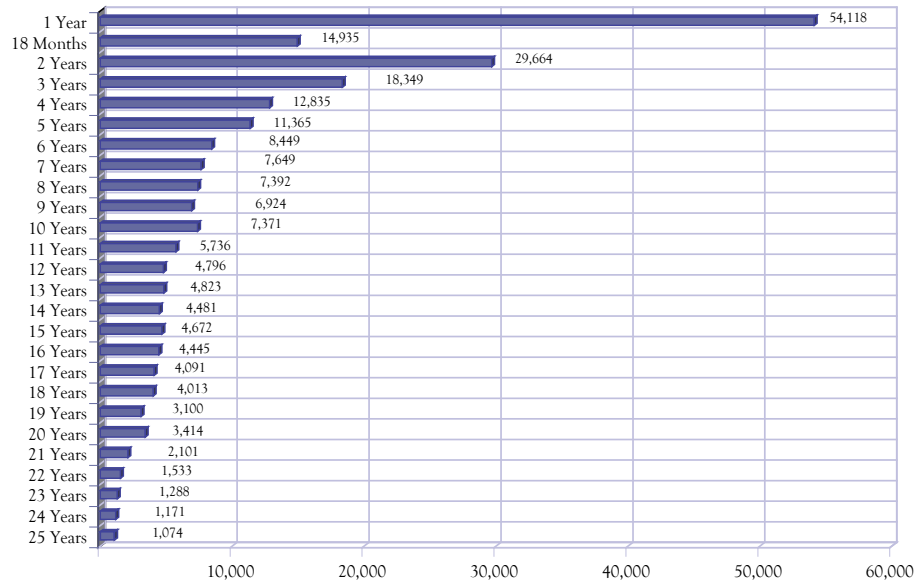
The distribution of IPs also demonstrates the impressive growth of NA in Iran. IP dispersal in Iran makes up for 26% worldwide, and worldwide distribution this year grew 30%. In Iran, only one of twenty-one IPs showed a decrease this year. Without Iran, total IP distribution shrank by nearly 4%, with eleven IPs showing a decrease. It's not difficult to imagine a time when distribution in Iran will account for more than half of the total worldwide distribution.





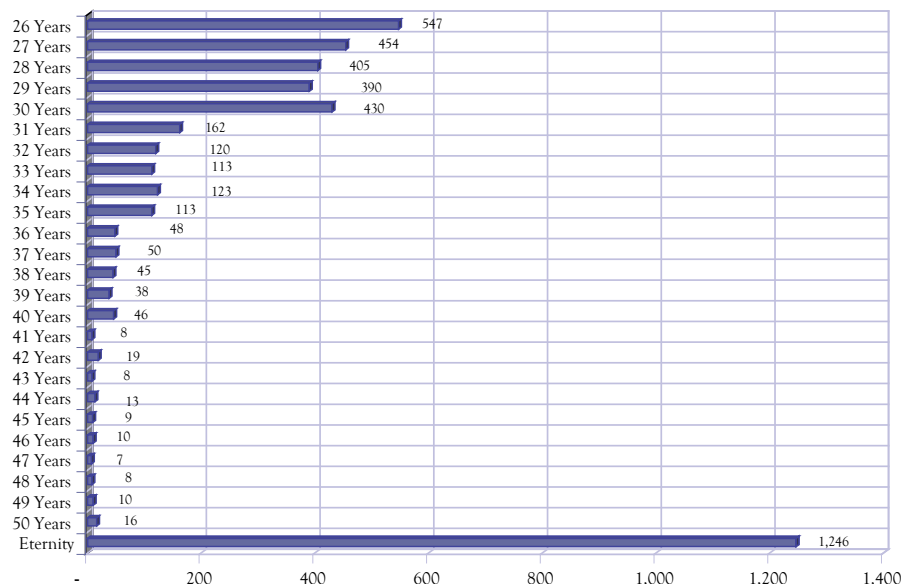
Unit Distribution Trends

Medallion Distribution 2005-2006 18 Months & 1-25 Years



Unit Distribution Trends

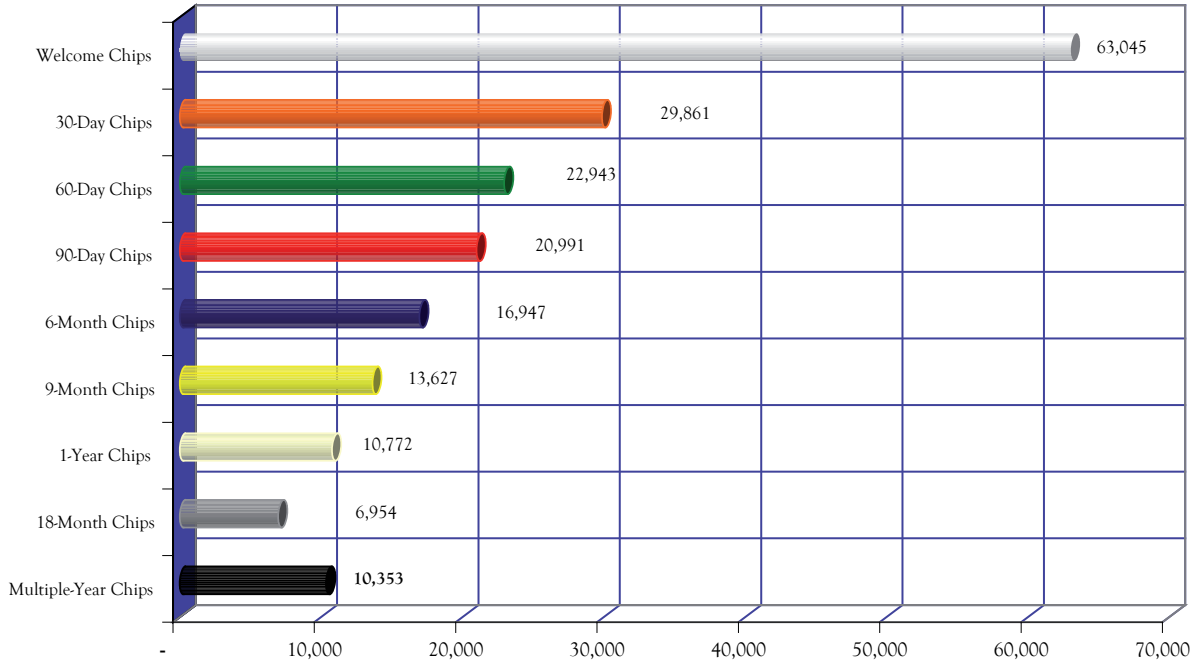
Medallion Distribution 2005-2006 26-50 Years & Eternity





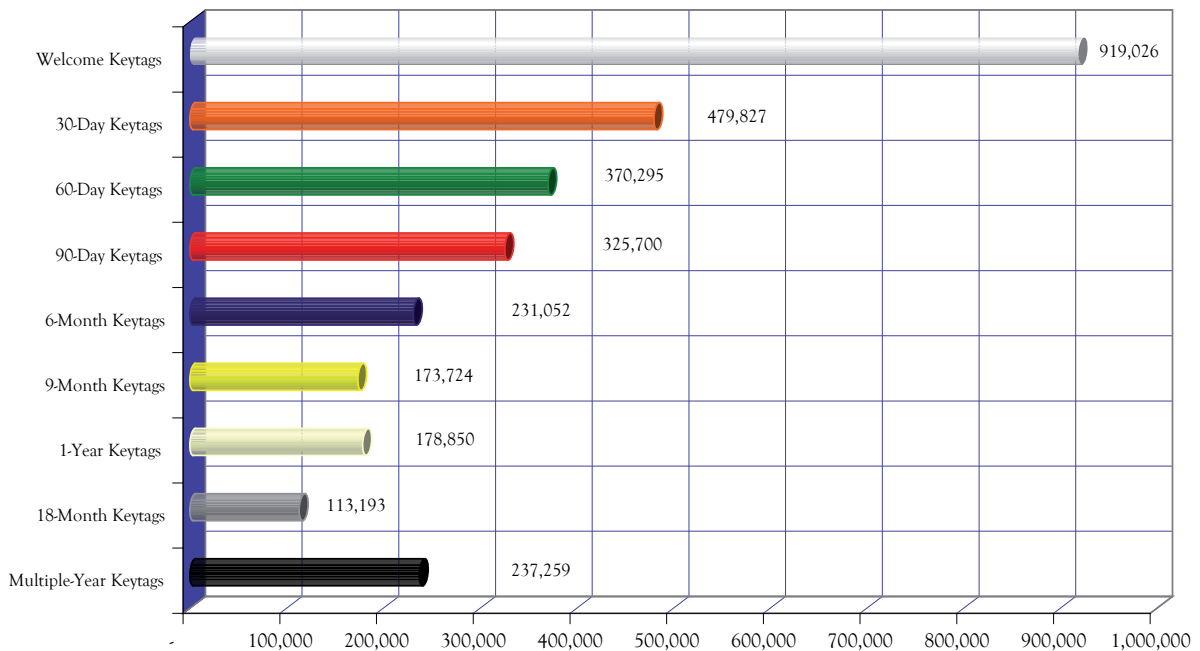
Unit Distribution Trends

Chip Distribution 2005-2006



Unit Distribution Trends

Keytag Distribution 2005-2006





Narcotics Anonymous World Services Consolidated Statement of Financial Position

(Balance Sheet)

30 June 2006

CURRENT ASSETS

| | | |
|--------------------------------------|-------------|--------------------|
| Cash and Cash Equivalents | | |
| Checking Accounts | \$1,506,044 | |
| Reserve Accounts | 1,969,982 | |
| | | \$3,476,025 |
| Accounts Receivable | | |
| Accounts Receivable | \$747,232 | |
| Convention & Sales Deposits Clearing | 0 | |
| Less Allowance for Doubtful Accounts | (63,598) | |
| | | 683,634 |
| Inventory | | 850,383 |
| Prepaid Expenses | | 189,159 |
| Total Current Assets | | \$5,199,201 |

EQUIPMENT, FURNITURE AND IMPROVEMENTS

| | | |
|--|-------------|--------------------|
| Equipment and Furniture | \$2,222,350 | |
| Leasehold Improvements | 832,989 | |
| Intellectual and Software Property | 1,093,207 | |
| Less Accumulated Depreciation and Amortization | (2,669,058) | |
| | | 1,479,488 |
| Total Equipment, Furniture and Improvements | | 1,479,488 |
| TOTAL ASSETS | | \$6,678,689 |

LIABILITIES AND NET ASSETS

CURRENT LIABILITIES

| | | |
|----------------------------------|-----------|------------------|
| Accounts Payable | \$280,760 | |
| Accrued Payroll Expense | 150,759 | |
| | | |
| Total Current Liabilities | | \$431,519 |

LONG TERM LIABILITIES

| | | |
|------------------------------------|-----------|----------------|
| Notes Payable | \$0 | |
| Leases Payable | \$696,671 | |
| | | |
| Total Long Term Liabilities | | 696,671 |

DEFERRED INCOME

| | | |
|------------------------------|-----|----------|
| Conventions | \$0 | |
| | | |
| Total Deferred Income | | 0 |

INTERBRANCH ACCOUNTS

| | | |
|-----------------------------------|-----|----------|
| Interbranch Accounts | \$0 | |
| | | |
| Total Interbranch Accounts | | 0 |

NET ASSETS

| | | |
|---|-------------|--------------------|
| Previous Unrestricted Net Assets | \$5,612,617 | |
| Current Gain / (Loss) Unrestricted Net Assets | (62,117) | |
| | | |
| Total Net Assets | | 5,550,500 |
| TOTAL LIABILITIES AND NET ASSETS | | \$6,678,689 |



Narcotics Anonymous World Services
Consolidated Statement of Activities
(Income Statement)

For the Twelve Months Ending 30 June 2006

| | PTD ACTUAL | PTD BUDGET | VARIANCE | YTD ACTUAL | YTD BUDGET | VARIANCE | ADOPTED |
|---|--------------------|-------------------|-------------------|----------------------|--------------------|--------------------|--------------------|
| INCOME | | | | | | | |
| RECOVERY LITERATURE INCOME | | | | | | | |
| BASIC TEXT: Hardcover English | \$209,423 | \$151,546 | \$57,876 | \$2,302,516 | \$1,818,557 | \$483,959 | \$1,818,557 |
| BASIC TEXT: Translated | \$12,305 | \$9,674 | \$2,631 | \$128,156 | \$116,084 | \$12,072 | \$116,084 |
| BASIC TEXT: Softcover | \$107,408 | \$55,213 | \$52,195 | \$654,715 | \$662,561 | (\$7,846) | \$662,561 |
| JUST FOR TODAY | \$89,779 | \$57,938 | \$31,841 | \$853,847 | \$695,259 | \$158,588 | \$695,259 |
| IT WORKS: HOW & WHY | \$65,041 | \$53,392 | \$11,649 | \$668,620 | \$640,698 | \$27,922 | \$640,698 |
| SPONSORSHIP BOOK | \$8,061 | \$0 | \$8,061 | \$115,996 | \$0 | \$115,996 | \$0 |
| STEP WORKING GUIDES | \$70,197 | \$49,148 | \$21,049 | \$694,631 | \$589,773 | \$104,858 | \$589,773 |
| LITERATURE INCOME (IRAN) | \$31,034 | \$0 | \$31,034 | \$356,832 | \$0 | \$356,832 | \$0 |
| OTHER RECOVERY LITERATURE | \$123,147 | \$113,833 | \$9,314 | \$1,523,110 | \$1,365,993 | \$157,117 | \$1,365,993 |
| Subtotal | \$716,394 | \$490,744 | \$225,650 | \$7,298,423 | \$5,888,925 | \$1,409,498 | \$5,888,925 |
| OTHER INVENTORY INCOME | | | | | | | |
| MEDALLIONS | \$34,710 | \$41,265 | (\$6,555) | \$580,038 | \$495,176 | \$84,862 | \$495,176 |
| KEY TAGS & CHIPS | \$68,819 | \$72,727 | (\$3,908) | \$976,366 | \$872,722 | \$103,644 | \$872,722 |
| NON-FIPT INFORMATION BOOKLETS | \$3,848 | \$4,057 | (\$210) | \$58,807 | \$48,685 | \$10,122 | \$48,685 |
| HANDBOOKS | \$3,906 | \$4,949 | (\$1,043) | \$63,018 | \$59,389 | \$3,629 | \$59,389 |
| SPECIALTY ITEMS | \$3,204 | \$2,844 | \$360 | \$54,835 | \$34,128 | \$20,707 | \$34,128 |
| AUDIO MATERIALS | \$75 | \$3,179 | (\$3,104) | \$1,353 | \$38,153 | (\$36,800) | \$38,153 |
| GROUP/AREA MATERIALS | \$5,376 | \$5,939 | (\$563) | \$108,442 | \$71,266 | \$37,176 | \$71,266 |
| MIRACLES HAPPEN | \$2,803 | \$2,716 | \$87 | \$40,139 | \$32,596 | \$7,543 | \$32,596 |
| Subtotal | \$122,741 | \$137,676 | (\$14,936) | \$1,882,998 | \$1,652,115 | \$230,883 | \$1,652,115 |
| SHIPPING | \$33,142 | \$26,422 | \$6,721 | \$364,450 | \$317,059 | \$47,391 | \$317,059 |
| DISCOUNTS | (\$124,462) | (\$98,627) | (\$25,835) | (\$1,325,906) | (\$1,183,518) | (\$142,388) | (\$1,183,518) |
| DEVELOPMENTAL SUBSIDIES & ALLOWANCES | (\$39,175) | (\$8,855) | (\$30,321) | (\$274,866) | (\$106,256) | (\$168,610) | (\$106,256) |
| Subtotal | (\$130,495) | (\$81,060) | (\$49,435) | (\$1,236,322) | (\$972,715) | (\$263,607) | (\$972,715) |
| Gross Literature Income (less discounts) | \$708,640 | \$547,360 | \$161,279 | \$7,945,099 | \$6,568,325 | \$1,376,774 | \$6,568,325 |
| RECOVERY LITERATURE COST OF GOODS | | | | | | | |
| BASIC TEXT: Hardcover English | \$34,743 | \$27,517 | \$7,227 | \$361,365 | \$330,198 | \$31,167 | \$330,198 |
| BASIC TEXT: Translated | \$2,821 | \$2,724 | \$97 | \$36,666 | \$32,689 | \$3,977 | \$32,689 |
| BASIC TEXT: Softcover | \$9,300 | \$6,046 | \$3,255 | \$60,354 | \$72,550 | (\$12,196) | \$72,550 |
| JUST FOR TODAY | \$13,621 | \$6,842 | \$6,779 | \$99,170 | \$82,104 | \$17,066 | \$82,104 |
| IT WORKS: HOW & WHY | \$12,718 | \$12,692 | \$26 | \$115,191 | \$152,298 | (\$37,107) | \$152,298 |
| SPONSORSHIP BOOK | \$1,563 | \$0 | \$1,563 | \$27,523 | \$0 | \$27,523 | \$0 |
| STEP WORKING GUIDES | \$11,143 | \$9,776 | \$1,367 | \$129,654 | \$117,317 | \$12,337 | \$117,317 |
| LITERATURE PRODUCTION (IRAN) | \$27,291 | \$0 | \$27,291 | \$314,140 | \$0 | \$314,140 | \$0 |
| OTHER RECOVERY LITERATURE | \$26,799 | \$21,673 | \$5,126 | \$289,526 | \$260,079 | \$29,447 | \$260,079 |
| Subtotal | \$139,999 | \$87,270 | \$52,730 | \$1,433,589 | \$1,047,235 | \$386,354 | \$1,047,235 |
| OTHER INVENTORY COST OF GOODS | | | | | | | |
| MEDALLIONS | \$7,897 | \$6,910 | \$987 | \$124,773 | \$82,919 | \$41,854 | \$82,919 |
| KEY TAGS & CHIPS | \$18,363 | \$17,937 | \$426 | \$262,600 | \$215,242 | \$47,358 | \$215,242 |
| NON-FIPT INFORMATION BOOKLETS | \$2,328 | \$2,419 | (\$92) | \$35,511 | \$29,030 | \$6,481 | \$29,030 |
| HANDBOOKS | \$1,289 | \$1,656 | (\$368) | \$20,695 | \$19,875 | \$820 | \$19,875 |
| SPECIALTY ITEMS | \$1,153 | \$919 | \$234 | \$19,615 | \$11,026 | \$8,589 | \$11,026 |
| AUDIO MATERIALS | \$16 | \$1,007 | (\$991) | \$291 | \$12,083 | (\$11,792) | \$12,083 |
| GROUP/AREA MATERIALS | \$2,226 | \$2,651 | (\$425) | \$48,514 | \$31,816 | \$16,698 | \$31,816 |
| MIRACLES HAPPEN | \$301 | \$796 | (\$495) | \$4,373 | \$9,551 | (\$5,178) | \$9,551 |
| Subtotal | \$33,571 | \$34,295 | (\$724) | \$516,372 | \$411,542 | \$104,830 | \$411,542 |
| Total Cost of Goods | \$173,571 | \$121,565 | \$52,006 | \$1,949,961 | \$1,458,777 | \$491,184 | \$1,458,777 |
| Net Literature Income | \$535,069 | \$425,796 | \$109,273 | \$5,995,138 | \$5,109,548 | \$885,590 | \$5,109,548 |



Narcotics Anonymous World Services Consolidated Statement of Activities

(Income Statement)

For the Twelve Months Ending 30 June 2006

| | PTD ACTUAL | PTD BUDGET | VARIANCE | YTD ACTUAL | YTD BUDGET | VARIANCE | ADOPTED |
|--|------------------|------------------|------------------|--------------------|--------------------|--------------------|--------------------|
| FELLOWSHIP DONATIONS | | | | | | | |
| BREAKDOWN BY DONOR TYPE | | | | | | | |
| Members | \$814 | \$887 | (\$74) | \$18,477 | \$10,649 | \$7,828 | \$10,649 |
| Groups | \$5,055 | \$3,452 | \$1,603 | \$45,219 | \$41,420 | \$3,799 | \$41,420 |
| Areas | \$12,258 | \$6,899 | \$5,359 | \$116,392 | \$82,791 | \$33,601 | \$82,791 |
| Regions | \$60,620 | \$36,667 | \$23,953 | \$524,510 | \$440,000 | \$84,510 | \$440,000 |
| Events/Conventions | \$3,726 | \$1,913 | \$1,813 | \$41,681 | \$22,952 | \$18,729 | \$22,952 |
| Unity Day | \$0 | \$1,711 | (\$1,711) | \$13,053 | \$20,534 | (\$7,481) | \$20,534 |
| Zonal & Other Forums | \$0 | \$569 | (\$569) | \$5,062 | \$6,822 | (\$1,760) | \$6,822 |
| Total Donations | \$82,472 | \$52,097 | \$30,374 | \$764,393 | \$625,168 | \$139,225 | \$625,168 |
| EVENT INCOME | | | | | | | |
| UNITY DAY | \$0 | \$0 | \$0 | \$0 | \$0 | \$0 | \$0 |
| WORLD SERVICE CONFERENCE BI-ANNUAL MEETING | \$693 | \$0 | \$693 | \$5,907 | \$0 | \$5,907 | \$0 |
| Total Event Income (Not including event specific) | \$693 | \$0 | \$693 | \$5,907 | \$0 | \$5,907 | \$0 |
| MISCELLANEOUS INCOME | | | | | | | |
| LICENSED VENDOR PAYMENTS | \$0 | \$1,504 | (\$1,504) | \$20,996 | \$18,050 | \$2,946 | \$18,050 |
| INTEREST | \$3,535 | \$2,219 | \$1,316 | \$42,358 | \$26,627 | \$15,731 | \$26,627 |
| MISCELLANEOUS | (\$476) | \$0 | (\$476) | \$1,980 | \$0 | \$1,980 | \$0 |
| Total Miscellaneous Income | \$3,059 | \$3,723 | (\$665) | \$65,333 | \$44,677 | \$20,656 | \$44,677 |
| INCOME ALL SOURCES (Not including event specific) | \$621,292 | \$481,616 | \$139,676 | \$6,830,772 | \$5,779,393 | \$1,051,379 | \$5,779,393 |



Narcotics Anonymous World Services
Consolidated Statement of Activities
(Income Statement)

For the Twelve Months Ending 30 June 2006

| EXPENSE | PTD ACTUAL | PTD BUDGET | VARIANCE | YTD ACTUAL | YTD BUDGET | VARIANCE | ADOPTED |
|---|------------------|------------------|------------------|--------------------|--------------------|-------------------|--------------------|
| LITERATURE PRODUCTION & DISTRIBUTION | | | | | | | |
| FIXED OPERATIONAL EXPENSES | | | | | | | |
| MARKETING | \$41,195 | \$6,835 | \$34,360 | \$119,612 | \$82,024 | \$37,588 | \$82,024 |
| IN HOUSE PRODUCTION (not included in Cost of Goods) | \$12,669 | \$4,171 | \$8,497 | \$65,501 | \$50,055 | \$15,446 | \$50,055 |
| TRANSLATIONS (not included in Cost of Goods) | \$4,704 | \$1,898 | \$2,807 | \$29,486 | \$22,771 | \$6,715 | \$22,771 |
| LITERATURE DISTRIBUTION (IRAN) | \$5,437 | \$0 | \$5,437 | \$44,334 | \$0 | \$44,334 | \$0 |
| SHIPPING | \$39,639 | \$28,067 | \$11,572 | \$410,064 | \$336,802 | \$73,262 | \$336,802 |
| LEGAL | \$17,919 | \$996 | \$16,923 | \$123,303 | \$11,950 | \$111,353 | \$11,950 |
| LITERATURE PRODUCTION & DISTRIBUTION TRAVEL | \$1,915 | \$299 | \$1,616 | \$3,943 | \$3,593 | \$350 | \$3,593 |
| INVENTORY ADJUSTMENT | \$0 | \$0 | \$0 | \$0 | \$0 | \$0 | \$0 |
| ACCOUNTING | \$0 | \$981 | (\$981) | \$10,150 | \$11,767 | (\$1,617) | \$11,767 |
| PERSONNEL (Includes amount budgeted to variable projects) | \$150,968 | \$75,699 | \$75,270 | \$1,132,652 | \$908,386 | \$224,266 | \$908,386 |
| OVERHEAD | \$71,483 | \$36,430 | \$35,053 | \$485,243 | \$437,165 | \$48,078 | \$437,165 |
| TECHNOLOGY | \$8,256 | \$3,886 | \$4,370 | \$53,526 | \$46,637 | \$6,889 | \$46,637 |
| Subtotal | \$354,185 | \$159,263 | \$194,923 | \$2,477,814 | \$1,911,150 | \$566,664 | \$1,911,150 |
| VARIABLE OPERATIONAL EXPENSES | | | | | | | |
| BUSINESS PLAN WORK GROUP | \$2,512 | \$2,233 | \$278 | \$14,320 | \$26,800 | (\$12,480) | \$26,800 |
| LITERATURE & CONVENTION WORKSHOP | \$0 | \$2,367 | (\$2,367) | \$0 | \$28,400 | (\$28,400) | \$28,400 |
| Subtotal | \$2,512 | \$4,600 | (\$2,088) | \$14,320 | \$55,200 | (\$40,880) | \$55,200 |
| Total Literature Production & Distribution | \$356,697 | \$163,863 | \$192,835 | \$2,492,134 | \$1,966,350 | \$525,784 | \$1,966,350 |
| WORLD SERVICE CONFERENCE SUPPORT | | | | | | | |
| FIXED OPERATIONAL EXPENSES | | | | | | | |
| PUBLICATIONS | \$767 | \$1,939 | (\$1,172) | \$25,956 | \$23,269 | \$2,687 | \$23,269 |
| WORLD SERVICE CONFERENCE BI-ANNUAL MEETING | \$29,958 | \$24,167 | \$5,791 | \$380,219 | \$290,000 | \$90,219 | \$290,000 |
| WORLD BOARD | \$16,560 | \$14,751 | \$1,809 | \$149,218 | \$177,013 | (\$27,795) | \$177,013 |
| HUMAN RESOURCE PANEL | \$1,144 | \$1,261 | (\$118) | \$30,143 | \$15,136 | \$15,007 | \$15,136 |
| WSC CO-FACILITATOR | \$965 | \$288 | \$678 | \$4,299 | \$3,450 | \$849 | \$3,450 |
| CONFERENCE RELATED TRAVEL | \$0 | \$3,583 | (\$3,583) | \$1,502 | \$43,000 | (\$41,498) | \$43,000 |
| LEGAL | \$0 | \$0 | \$0 | \$0 | \$0 | \$0 | \$0 |
| ACCOUNTING | \$0 | \$728 | (\$728) | \$7,540 | \$8,741 | (\$1,201) | \$8,741 |
| PERSONNEL (Includes amount budgeted to variable projects) | \$112,148 | \$56,134 | \$56,014 | \$844,529 | \$673,613 | \$170,916 | \$673,613 |
| OVERHEAD | \$53,657 | \$27,712 | \$25,945 | \$363,583 | \$332,544 | \$31,039 | \$332,544 |
| TECHNOLOGY | \$6,133 | \$2,887 | \$3,246 | \$39,762 | \$34,645 | \$5,117 | \$34,645 |
| Subtotal | \$221,332 | \$133,451 | \$87,881 | \$1,846,750 | \$1,601,411 | \$245,339 | \$1,601,411 |
| VARIABLE OPERATIONAL EXPENSES | | | | | | | |
| NAWS COMMUNICATIONS AND PUBLICATIONS | \$0 | \$0 | \$0 | \$0 | \$0 | \$0 | \$0 |
| LEADERSHIP IDENTIFICATION & DEVELOPMENT | \$0 | \$1,853 | (\$1,853) | \$3,481 | \$22,240 | (\$18,759) | \$22,240 |
| LEADERSHIP QUALITIES IN NA | \$0 | \$927 | (\$927) | \$0 | \$11,120 | (\$11,120) | \$11,120 |
| CONSENSUS-BASED DECISION MAKING AT THE WSC | \$0 | \$927 | (\$927) | \$0 | \$11,120 | (\$11,120) | \$11,120 |
| CAPTURING LONG TIME MEMBERS EXPERIENCE | \$0 | \$1,667 | (\$1,667) | \$0 | \$20,000 | (\$20,000) | \$20,000 |
| WORLD WIDE WORKSHOPS | \$2,316 | \$6,333 | (\$4,017) | \$123,233 | \$76,000 | \$47,233 | \$76,000 |
| OTHER FINISHED WSC PROJECTS | \$0 | \$0 | \$0 | \$0 | \$0 | \$0 | \$0 |
| Subtotal | \$2,316 | \$11,707 | (\$9,391) | \$126,714 | \$140,480 | (\$13,766) | \$140,480 |
| Total World Service Conference Support | \$223,647 | \$145,158 | \$78,490 | \$1,973,464 | \$1,741,891 | \$231,573 | \$1,741,891 |



Narcotics Anonymous World Services
Consolidated Statement of Activities
(Income Statement)

For the Twelve Months Ending 30 June 2006

| | PTD ACTUAL | PTD BUDGET | VARIANCE | YTD ACTUAL | YTD BUDGET | VARIANCE | ADOPTED |
|---|--------------------|-------------------|--------------------|--------------------|--------------------|--------------------|--------------------|
| FELLOWSHIP DEVELOPMENT | | | | | | | |
| FIXED OPERATIONAL EXPENSES | | | | | | | |
| PUBLICATIONS | \$21,106 | \$14,438 | \$6,669 | \$146,558 | \$173,250 | (\$26,692) | \$173,250 |
| FELLOWSHIP SUPPORT | \$39,932 | \$2,903 | \$37,029 | \$148,860 | \$34,840 | \$114,020 | \$34,840 |
| PROFESSIONAL EVENTS | \$8,127 | \$2,821 | \$5,306 | \$73,092 | \$33,856 | \$39,236 | \$33,856 |
| DEVELOPMENTAL LITERATURE | \$24,629 | \$11,971 | \$12,658 | \$241,086 | \$143,657 | \$97,429 | \$143,657 |
| ARCHIVES & INFORMATION MANAGEMENT | \$0 | \$4,250 | (\$4,250) | \$0 | \$51,000 | (\$51,000) | \$51,000 |
| LEGAL | \$0 | \$0 | \$0 | \$0 | \$0 | \$0 | \$0 |
| ACCOUNTING | \$0 | \$869 | (\$869) | \$8,990 | \$10,422 | (\$1,432) | \$10,422 |
| PERSONNEL (Includes amount budgeted to variable projects) | \$133,715 | \$66,782 | \$66,933 | \$1,003,206 | \$801,387 | \$201,819 | \$801,387 |
| OVERHEAD | \$72,245 | \$32,267 | \$39,978 | \$345,107 | \$387,203 | (\$42,096) | \$387,203 |
| TECHNOLOGY | \$7,312 | \$3,442 | \$3,870 | \$47,409 | \$41,307 | \$6,102 | \$41,307 |
| Subtotal | \$307,068 | \$139,744 | \$167,324 | \$2,014,308 | \$1,676,922 | \$337,386 | \$1,676,922 |
| VARIABLE OPERATIONAL EXPENSES | | | | | | | |
| BASIC TEXT PROJECT | \$15,620 | \$4,967 | \$10,653 | \$66,645 | \$59,600 | \$7,045 | \$59,600 |
| PUBLIC RELATIONS STRATEGY | \$0 | \$1,853 | (\$1,853) | \$1,495 | \$22,240 | (\$20,745) | \$22,240 |
| SERVICE MATERIALS | \$0 | \$1,117 | (\$1,117) | \$0 | \$13,400 | (\$13,400) | \$13,400 |
| SERVICE HANDBOOKS | \$2,034 | \$1,853 | \$180 | \$53,943 | \$22,240 | \$31,703 | \$22,240 |
| SELF-SUPPORT PAMPHLET | \$0 | \$0 | \$0 | \$0 | \$0 | \$0 | \$0 |
| SERVICE STRUCTURE RELATIONSHIP & DEFINITION | \$0 | \$927 | (\$927) | \$0 | \$11,120 | (\$11,120) | \$11,120 |
| TARGETED LITERATURE | \$0 | \$2,233 | (\$2,233) | \$0 | \$26,800 | (\$26,800) | \$26,800 |
| FELLOWSHIP ISSUE DISCUSSIONS | \$0 | \$1,010 | (\$1,010) | \$0 | \$12,120 | (\$12,120) | \$12,120 |
| Subtotal | \$17,654 | \$13,960 | \$3,694 | \$122,084 | \$167,520 | (\$45,436) | \$167,520 |
| Total Fellowship Development | \$324,721 | \$153,704 | \$171,018 | \$2,136,391 | \$1,844,442 | \$291,949 | \$1,844,442 |
| EVENTS | | | | | | | |
| FIXED OPERATIONAL EXPENSES | | | | | | | |
| UNITY DAY | \$0 | \$0 | \$0 | \$0 | \$0 | \$0 | \$0 |
| FUTURE (AND PRIOR) CONVENTIONS | \$9,018 | \$1,137 | \$7,881 | \$55,957 | \$13,645 | \$42,312 | \$13,645 |
| LEGAL | \$0 | \$0 | \$0 | \$0 | \$0 | \$0 | \$0 |
| ACCOUNTING | \$0 | \$224 | (\$224) | \$5,518 | \$2,690 | \$2,828 | \$2,690 |
| PERSONNEL (Includes amount budgeted to variable projects) | \$35,438 | \$17,964 | \$17,474 | \$263,217 | \$215,567 | \$47,650 | \$215,567 |
| OVERHEAD | \$17,092 | \$8,726 | \$8,366 | \$123,413 | \$104,713 | \$18,700 | \$104,713 |
| TECHNOLOGY | \$1,887 | \$888 | \$999 | \$12,260 | \$10,660 | \$1,600 | \$10,660 |
| Total Events (Not including event specific) | \$63,435 | \$28,940 | \$34,495 | \$460,364 | \$347,275 | \$113,089 | \$347,275 |
| TOTAL EXPENSE ALL SOURCES (Not including event specific) | \$968,501 | \$491,663 | \$476,837 | \$7,062,354 | \$5,899,958 | \$1,162,396 | \$5,899,958 |
| EXCESS REVENUE/EXPENSE (Not including event specific) | (\$347,209) | (\$10,047) | (\$337,162) | (\$231,583) | (\$120,565) | (\$111,018) | (\$120,565) |



Narcotics Anonymous World Services
Consolidated Statement of Activities
(Income Statement)

For the Twelve Months Ending 30 June 2006

| | PTD ACTUAL | PTD BUDGET | VARIANCE | YTD ACTUAL | YTD BUDGET | VARIANCE | ADOPTED |
|--|--------------------|------------------|--------------------|--------------------|-------------------|------------------|-------------------|
| EVENT SPECIFIC | | | | | | | |
| EVENT SPECIFIC INCOME | | | | | | | |
| WCNA-31 INCOME | | | | | | | |
| REGISTRATION | \$0 | \$23,542 | (\$23,542) | \$580,120 | \$282,500 | \$297,620 | \$282,500 |
| SPECIAL EVENTS | \$0 | \$20,667 | (\$20,667) | \$550,515 | \$248,000 | \$302,515 | \$248,000 |
| NEWCOMER DONATIONS | \$0 | \$500 | (\$500) | \$18,177 | \$6,000 | \$12,177 | \$6,000 |
| MERCHANDISE | \$0 | \$24,375 | (\$24,375) | \$453,343 | \$292,500 | \$160,843 | \$292,500 |
| OTHER SALES | \$0 | \$1,417 | (\$1,417) | \$39,136 | \$17,000 | \$22,136 | \$17,000 |
| REBATES | \$0 | \$6,250 | (\$6,250) | \$172,520 | \$75,000 | \$97,520 | \$75,000 |
| Total Event Specific Income | \$0 | \$76,750 | (\$76,750) | \$1,813,811 | \$921,000 | \$892,811 | \$921,000 |
| EVENT SPECIFIC EXPENSE | | | | | | | |
| WCNA-31 EXPENSE | | | | | | | |
| REGISTRATION | \$0 | \$8,725 | (\$8,725) | \$260,441 | \$104,700 | \$155,741 | \$104,700 |
| SPECIAL EVENTS | \$0 | \$15,842 | (\$15,842) | \$504,177 | \$190,100 | \$314,077 | \$190,100 |
| PROGRAM | \$0 | \$7,875 | (\$7,875) | \$203,630 | \$94,500 | \$109,130 | \$94,500 |
| MERCHANDISE | \$0 | \$16,167 | (\$16,167) | \$315,004 | \$194,000 | \$121,004 | \$194,000 |
| FACILITIES | \$0 | \$13,083 | (\$13,083) | \$202,230 | \$157,000 | \$45,230 | \$157,000 |
| SUPPORT COMMITTEE | \$0 | \$2,908 | (\$2,908) | \$17,822 | \$34,900 | (\$17,078) | \$34,900 |
| ADMINISTRATION | \$2,223 | \$8,288 | (\$6,064) | \$141,043 | \$99,450 | \$41,593 | \$99,450 |
| Total Event Specific Expense | \$2,223 | \$72,888 | (\$70,664) | \$1,644,346 | \$874,650 | \$769,696 | \$874,650 |
| Total Event Specific Excess Revenue/Expense | (\$2,223) | \$3,863 | (\$6,086) | \$169,466 | \$46,350 | \$123,116 | \$46,350 |
| INCREASE (DECREASE) NET UNRESTRICTED ASSETS | (\$349,432) | (\$6,185) | (\$343,247) | (\$62,117) | (\$74,215) | \$12,098 | (\$74,215) |



MANNON KAPLAN, C.P.A.
 BARBARA RADEL RIVIN, C.P.A.
 EDWIN KAHENARU, C.P.A.
 KENNETH R. HOLMES, C.P.A.
 DOUGLAS S. WAITE, C.P.A.
 CHARLES SCHMIDT, C.P.A.
 DONALD S. BARNETT, C.P.A.
 CATHERINE C. SAWYER, C.P.A.
 JEFFREY L. DORS, C.P.A.
 JOANNA ROBERT, C.P.A.
 DONALD D. CHANDLER, C.P.A.
 MICHAEL S. KAPLAN, C.P.A.
 MICHAEL J. QUACKENBUSH, C.P.A.
 EDMUND ARASE, C.P.A.
 STANLEY L. MILLER, C.P.A. (1921 - 1993)
 PAUL ARASE, C.P.A.
 *RETIRED



Miller, Kaplan, Arase & Co., LLP
 CERTIFIED PUBLIC ACCOUNTANTS

SINCE 1941

180 MONTGOMERY STREET

SUITE 1840

SAN FRANCISCO, CALIFORNIA 94104-4233

(415) 956-3600

FAX (415) 956-6517

MEMBERS
 AMERICAN INSTITUTE OF
 CERTIFIED PUBLIC ACCOUNTANTS
 THE CALIFORNIA SOCIETY
 OF CERTIFIED PUBLIC ACCOUNTANTS
 BAKER TILLY INTERNATIONAL
 AICPA 95-000005

OTHER OFFICES:
 NORTH HOLLYWOOD
 LAS VEGAS

WWW.MILLERKAPLAN.COM



Independent Auditors' Report

To the World Board of
 Narcotics Anonymous World Services, Inc.

We have audited the accompanying consolidated statements of financial position of Narcotics Anonymous World Services, Inc. (the "Organization") as of June 30, 2006 and 2005, and the related consolidated statements of activities, functional expenses and cash flows for the years then ended. These consolidated financial statements are the responsibility of the Organization's management. Our responsibility is to express an opinion on these consolidated financial statements based on our audits.

We conducted our audits in accordance with auditing standards generally accepted in the United States of America. Those standards require that we plan and perform the audits to obtain reasonable assurance about whether the consolidated financial statements are free of material misstatement. An audit includes examining, on a test basis, evidence supporting the amounts and disclosures in the financial statements. An audit also includes assessing the accounting principles used and significant estimates made by management, as well as evaluating the overall financial statement presentation. We believe our audits provide a reasonable basis for our opinion.

In our opinion, the consolidated financial statements referred to above present fairly, in all material respects, the financial position of Narcotics Anonymous World Services, Inc. as of June 30, 2006 and 2005, and the changes in its net assets and its cash flows for the years then ended in conformity with accounting principles generally accepted in the United States of America.

Miller, Kaplan, Arase & Co., LLP

MILLER, KAPLAN, ARASE & CO., LLP

August 18, 2006

OVER 65 YEARS OF PROFESSIONAL SERVICE TO THE PUBLIC



Consolidated Statements of Financial Position

30 June 2006 and 2005

| | <u>June 30, 2006</u> | <u>June 30, 2005</u> |
|---|----------------------|----------------------|
| Current assets: | | |
| Cash and cash equivalents | \$ 2,496,575 | \$ 3,480,282 |
| Investments - at fair value | 988,966 | 963,546 |
| Accounts receivable (net of allowance for uncollectible accounts of \$63,597 and \$71,000, respectively) | 681,869 | 622,048 |
| Publication inventory | 850,381 | 660,158 |
| Prepaid expenses | 130,763 | 359,280 |
| Total current assets | <u>5,148,554</u> | <u>6,085,314</u> |
| Property and equipment: | | |
| Furniture and equipment | 2,223,519 | 1,962,320 |
| Leasehold improvements | 831,821 | 805,814 |
| | 3,055,340 | 2,768,134 |
| Less: accumulated depreciation and amortization | <u>(1,922,416)</u> | <u>(1,625,305)</u> |
| Total property and equipment - net | <u>1,132,924</u> | <u>1,142,829</u> |
| Other assets: | | |
| Deposits | 50,517 | 24,260 |
| Trademarks, software and copyrights (net of accumulated amortization of \$746,643 and \$625,991, respectively) | 346,564 | 404,868 |
| Total other assets | <u>397,081</u> | <u>429,128</u> |
| Total assets | <u>\$ 6,678,559</u> | <u>\$ 7,657,271</u> |
| Liabilities and net assets | | |
| Current liabilities: | | |
| Accounts payable | \$ 280,906 | \$ 248,430 |
| Accrued salaries, vacation and tax withholdings payable | 150,613 | 151,442 |
| Current portion of capital lease obligations | 80,836 | 120,135 |
| Deferred convention revenue | - | 1,043,580 |
| Total current liabilities | <u>512,355</u> | <u>1,563,587</u> |
| Capital leases payable, less current portion | <u>615,834</u> | <u>481,070</u> |
| Total liabilities | <u>1,128,189</u> | <u>2,044,657</u> |
| Unrestricted net assets | <u>5,550,370</u> | <u>5,612,614</u> |
| Total liabilities and net assets | <u>\$ 6,678,559</u> | <u>\$ 7,657,271</u> |

See accompanying notes to consolidated financial statements.



| | July 1, 2005 to June 30, 2006 | July 1, 2004 to June 30, 2005 |
|---|-------------------------------------|-------------------------------------|
| Revenues, gains and other support: | | |
| Sales of publications and program materials | \$ 7,973,244 | \$ 7,632,223 |
| Less discounts and cost of sales | <u>2,637,693</u> | <u>2,196,381</u> |
| Net sales of publications and program materials | 5,335,551 | 5,435,842 |
| Convention registration and other revenue | 1,819,718 | - |
| Conference contributions | 764,393 | 802,400 |
| Interest | 42,358 | 23,082 |
| Other | <u>114,299</u> | <u>120,449</u> |
| Total revenues, gains and other support | <u>8,076,319</u> | <u>6,381,773</u> |
| Expenses: | | |
| Literature production and distribution | 1,790,448 | 1,577,472 |
| World Service Conference support | 2,007,681 | 1,490,462 |
| Fellowship development | 2,225,739 | 2,210,227 |
| Events | <u>2,114,695</u> | <u>444,187</u> |
| Total expenses | <u>8,138,563</u> | <u>5,722,348</u> |
| Change in net assets | (62,244) | 659,425 |
| Unrestricted net assets: | | |
| Beginning of year | <u>5,612,614</u> | <u>4,953,189</u> |
| End of year | <u>\$ 5,550,370</u> | <u>\$ 5,612,614</u> |



Consolidated Statements of Functional Expenses

Year Ended 30 June 2006

| | June 30, 2006 | | | | |
|-----------------------------------|---|---|---------------------------|--------------------|--------------------|
| | Literature Production and Distribution | World Service Conference Support | Fellowship Development | Events | Total |
| Expenses: | | | | | |
| Salaries, wages and payroll taxes | \$1,001,574 | \$ 711,093 | \$ 847,842 | \$ 218,797 | \$2,779,306 |
| Employee health benefits | 109,212 | 81,130 | 96,732 | 24,963 | 312,037 |
| Retirement contribution | 20,802 | 15,453 | 18,425 | 4,755 | 59,435 |
| Contract labor | 3,288 | 5,573 | 2,913 | 752 | 12,526 |
| Convention expense | - | - | - | 1,693,008 | 1,693,008 |
| Occupancy | 139,168 | 103,382 | 123,264 | 31,810 | 397,624 |
| Travel | 15,301 | 149,947 | 201,037 | 1,786 | 368,071 |
| Conferences | - | 417,216 | - | - | 417,216 |
| Worldwide workshops | - | 123,233 | - | - | 123,233 |
| Telephone | 22,139 | 17,179 | 19,608 | 9,649 | 68,575 |
| Postage | 11,554 | 9,152 | 14,938 | 6,668 | 42,312 |
| Office expense | 46,677 | 35,044 | 41,342 | 10,669 | 133,732 |
| Depreciation and amortization | 161,320 | 119,838 | 142,884 | 36,873 | 460,915 |
| Professional fees | 56,822 | 37,262 | 44,428 | 14,663 | 153,175 |
| Equipment leases | 6,722 | 4,994 | 5,954 | 3,498 | 21,168 |
| Computer expense | 42,518 | 31,585 | 37,659 | 9,743 | 121,505 |
| Insurance | 23,920 | 17,769 | 21,186 | 5,467 | 68,342 |
| Interest expense | 55,000 | 40,857 | 48,714 | 12,572 | 157,143 |
| Developmental literature | - | - | 144,252 | - | 144,252 |
| Free Publications | - | 25,957 | 146,556 | - | 172,513 |
| Other operating expenses | <u>74,431</u> | <u>61,017</u> | <u>268,005</u> | <u>29,022</u> | <u>432,475</u> |
| Total expenses | <u>\$1,790,448</u> | <u>\$2,007,681</u> | <u>\$ 2,225,739</u> | <u>\$2,114,695</u> | <u>\$8,138,563</u> |



Consolidated Statements of Functional Expenses

Year Ended 30 June 2005

| | June 30, 2005 | | | | |
|-----------------------------------|---|---|---------------------------|-------------------|---------------------|
| | Literature Production and Distribution | World Service Conference Support | Fellowship Development | Events | Total |
| Expenses: | | | | | |
| Salaries, wages and payroll taxes | \$ 863,078 | \$ 630,004 | \$ 751,159 | \$ 193,847 | \$ 2,438,088 |
| Employee health bene | 96,100 | 71,388 | 85,116 | 21,966 | 274,570 |
| Retirement contributi | 16,290 | 12,100 | 14,428 | 3,723 | 46,541 |
| Contract labor | 731 | 542 | 647 | 167 | 2,087 |
| Convention expense | - | - | - | 75,602 | 75,602 |
| Occupancy | 134,832 | 100,160 | 119,423 | 30,818 | 385,233 |
| Travel | 11,856 | 194,874 | 182,602 | 4,314 | 393,646 |
| Conferences | - | 35,471 | - | - | 35,471 |
| Worldwide workshops | - | 61,164 | - | - | 61,164 |
| Telephone | 21,708 | 16,926 | 19,226 | 9,538 | 67,398 |
| Postage | 6,923 | 6,038 | 6,132 | 3,425 | 22,518 |
| Office expense | 42,267 | 31,398 | 37,436 | 9,661 | 120,762 |
| Depreciation and amortization | 114,392 | 84,977 | 101,322 | 26,147 | 326,838 |
| Professional fees | 55,574 | 40,326 | 49,347 | 12,408 | 157,655 |
| Equipment leases | 21,998 | 16,342 | 19,484 | 5,028 | 62,852 |
| Computer expense | 44,900 | 33,440 | 39,768 | 10,313 | 128,421 |
| Insurance | 19,348 | 14,373 | 17,137 | 4,422 | 55,280 |
| Interest expense | 58,152 | 43,199 | 51,506 | 13,294 | 166,151 |
| Developmental literatu | - | - | 239,619 | - | 239,619 |
| Free Publications | - | 36,144 | 126,884 | - | 163,028 |
| Other operating expenses | <u>69,323</u> | <u>61,596</u> | <u>348,991</u> | <u>19,514</u> | <u>499,424</u> |
| Total expense | <u>\$ 1,577,472</u> | <u>\$1,490,462</u> | <u>\$ 2,210,227</u> | <u>\$ 444,187</u> | <u>\$ 5,722,348</u> |



Consolidated Statements of Cash Flows

Years Ended 30 June 2006 and 2005

| | June 30, 2006 | June 30, 2005 |
|---|---------------|---------------|
| Cash flows from operating activities: | | |
| Change in net assets | \$ (62,244) | \$ 659,425 |
| Adjustment to reconcile change in net assets to net cash provided (used) by operating activities: | | |
| Depreciation and amortization | 460,915 | 326,838 |
| (Increase) decrease in assets: | | |
| Accounts receivable | (59,821) | (6,439) |
| Publication inventory | (190,223) | 7,072 |
| Prepaid expenses | 228,517 | (308,479) |
| Deposits | (26,257) | (24,260) |
| Increase (decrease) in liabilities: | | |
| Accounts payable | 32,476 | (196,764) |
| Accrued salaries and withholdings payable | (829) | 2,534 |
| Deferred revenue | (1,043,580) | 1,043,580 |
| Net cash provided (used) by operating activities | (661,046) | 1,503,507 |
| Cash flows from investing activities: | | |
| Purchases of investments | (25,420) | (154,180) |
| Purchases of property and equipment | (93,917) | (117,039) |
| Purchases of leasehold improvements | (23,006) | (89,867) |
| Payments to secure copyrights and trademarks and purchase software | (62,347) | (69,934) |
| Net cash (used) by investing activities | (204,690) | (431,020) |
| Cash flows from financing activities: | | |
| Repayment of capital lease obligations | (117,971) | (95,341) |
| Net cash (used) by financing activities | (117,971) | (95,341) |
| Net increase (decrease) in cash and cash equivalents | (983,707) | 977,146 |
| Cash and cash equivalents: | | |
| Beginning of year | 3,480,282 | 2,503,136 |
| End of year | \$ 2,496,575 | \$ 3,480,282 |

Supplemental disclosures of cash flow information: Interest paid during the years ended June 30, 2006 and 2005 amounted to \$157,142 and \$166,148, respectively.

Non-cash investing and financing activities: During the year ended June 30, 2006 and 2005, NAWS entered into lease obligations for the purchase of equipment in the amount of \$312,780 and \$655,090, respectively. NAWS also retired, without payment, lease obligations in the amount of \$98,144 during the year.



Notes to Consolidated Financial Statements

Independent Auditors' Report Years Ended June 2006 and 2005

Note 1 – Organization and Nature of Activities

Narcotics Anonymous World Services, Inc. (NAWS) was incorporated on 25 January 1977 and is headquartered in Chatsworth, California. In addition, NAWS operates a literature distribution facility in Toronto, Canada and an office in Brussels, Belgium*. NAWS is a not-for-profit organization which provides communications and information for the Fellowship of Narcotics Anonymous (NA). NAWS achieves its purpose by maintaining correspondence with NA groups and service committees, by printing and distributing World Services Conference (WSC) approved literature, and by maintaining the archives and files of NA.

In 1993, NA established the Fellowship Intellectual Property Trust (the Trust). The Trust was established for the purpose of holding and administering all recovery material and other intellectual properties of NA. The Trust is included in the consolidated financial statements of NAWS as a result of common control.

NAWS is exempt under Section 501(c)(3) of the Internal Revenue Code and comparable California Revenue and Taxation Code. The Trust is also exempt under the applicable Internal Revenue Code and comparable California Revenue and Taxation Code. In addition, the Internal Revenue Service has determined that the organization is not a private foundation within the meaning of Section 509(a) of the Internal Revenue Code. Therefore, no provision for Federal and state income taxes was made for either NAWS or the Trust.

Note 2 – Summary of Significant Accounting Policies

A. Consolidation Policy and Basis of Accounting

The accompanying consolidated financial statements include the accounts of NAWS and the Trust. Significant intercompany balances and transactions are eliminated in consolidation. The consolidated financial statements are prepared on the accrual basis of accounting.

B. Financial Statement Presentation

Under Statement of Financial Accounting Standards No. 117, NAWS is required to report information regarding its financial position and activities according to three classes of net assets: unrestricted net assets, temporarily restricted net assets and permanently restricted net assets. As of 30 June 2006 and 2005, NAWS held no temporarily or permanently restricted net assets.

* Although reported in NAWS consolidated financial statements, our branch office in Tehran, Iran was inadvertently omitted from the auditors' notes.

**C. Cash and Cash Equivalents**

NAWS considers all funds held in checking and savings accounts to be cash and cash equivalents.

D. Investments

NAWS investments are carried at fair value which generally represents quoted market price as of the last business day of the year. The certificates of deposit are valued at cost, which approximates fair value.

E. Publication Inventory

Publications and other items for resale are included in inventories and are carried at the lower of cost or market, with cost determined by the first-in, first-out method.

F. Property and Equipment

Leasehold improvements and furniture and equipment are stated at cost. Major additions are capitalized while replacements, maintenance and repairs, which do not improve or extend the useful life of the asset, are expensed. Depreciation is computed using the straight-line method over the estimated useful lives of the related assets, which are as follows:

| | |
|-------------------------|------------|
| Leasehold improvements | 5 years |
| Furniture and equipment | 5-10 years |

Depreciation expense for the years ended 30 June 2006 and 2005 amounted to \$340,264 and \$212,902, respectively.

G. Trademarks and Copyrights

The cost of acquiring and defending copyrights and trademarks is capitalized and is being amortized over the approximate economic life of the copyright or trademark, which is estimated to be ten years. The cost of computer software is also capitalized and amortized over a period of seven years. Amortization expense for the years ended 30 June 2006 and 2005 amounted to \$120,651 and \$113,936, respectively.

H. Accounts Receivable and Allowance for Doubtful Accounts

Accounts receivable are reported net of an allowance for doubtful accounts. The allowance is based on management's estimate of the amount of receivables that will actually be collected. Management estimates uncollectible accounts based on the age of the receivable and other factors.

I. Translation of Foreign Financial Statements

Financial operations in Canada and Europe are translated throughout the year to United States dollars. Gains or losses resulting from translating foreign currency financial statements are recorded in the consolidated statements of activities.

J. Estimates

The preparation of financial statements in conformity with accounting principles generally accepted in the United States of America requires management to make estimates and assumptions that affect certain reported amounts and disclosures in the financial statements. Actual results could differ from those estimates.



Note 3 – Retirement Plan

NAWS maintains a qualified defined contribution retirement plan, which covers all employees. Under the terms of the plan, employees may elect to contribute pre-tax earnings up to the maximum allowable amount. NAWS matches up to 5% of the deferred earnings based on the employee's number of years of service. The matching contribution to the plan for the years ended June 30, 2006 and 2005 was \$59,435 and \$46,541, respectively.

Note 4 – Operating and Capital Leases

NAWS has entered into capital lease agreements for the use of telephone and office equipment. The total value of the equipment under capital leases is \$901,304. NAWS also leases equipment and facilities under various operating leases. Minimum future lease payments on noncancelable lease commitments, including interest on capital leases, subsequent to June 30, 2006 are as follows:

| Year end June 30 | Total | Operating Leases | Capital Leases |
|-------------------------|---------------------|-------------------------|-----------------------|
| 2007 | 584,807 | 322,533 | 262,274 |
| 2008 | 570,307 | 321,831 | 248,476 |
| 2009 | 573,696 | 333,018 | 240,678 |
| 2010 | 561,193 | 320,515 | 240,678 |
| 2111 | 333,597 | 92,919 | 240,678 |
| Thereafter | 201,667 | 21,168 | 180,509 |
| Total | \$ 2,825,277 | \$ 1,411,984 | \$ 1,413,293 |

Total payments made under the leases during the years ended June 30, 2006 and 2005 were \$586,545 and \$578,963, respectively.

Note 5 – Investments

The following summary represents the fair value for each of the investment categories:

| | 2006 | 2005 |
|---|-------------------|-------------------|
| Investments as fair value as determined by quoted market price: US Government and Government Agency obligations | \$ 26,337 | \$ 35,128 |
| Investment as fair value as determined cost: | | |
| Money market accounts | 317,259 | 296,125 |
| Certificates of deposit | 645,370 | 632,293 |
| Total | \$ 988,966 | \$ 963,546 |

**Note 6 – Concentration of Credit Risk**

NAWS places its cash and cash equivalents with high quality financial institutions. From time to time, the balance exceeds the Federal Deposit Insurance Corporation insurance limit.

Note 7 – Employment Contract

NAWS has entered into an employment agreement with its Executive Director for employment services. The agreement provides for compensation and benefits and expires on 31 December 2009. Should the agreement be terminated by NAWS certain amounts would be payable to the Executive Director as defined in the agreement.



Donation by Region

| | | Jul 2005/Jun 2006 Donations | | 2004/2005 |
|--------------------------------------|--------------------------------|-----------------------------|--------------------|--------------------|
| | | Number | Amount | Donations |
| ABCD Region | | 26 | \$1,307.44 | \$1,945.61 |
| 3981401 | Mohawk River Area | 12 | 283.47 | 136.08 |
| 3981402 | Albany/Rensselaer Area (NY) | 7 | 289.06 | 421.56 |
| 3981601 | ABCD Region | 7 | 734.91 | 1,387.97 |
| Alabama - Northwest Florida | | 13 | \$8,684.31 | \$7,256.34 |
| 3011401 | Greater Pensacola ASC | 2 | 792.87 | 182.09 |
| 3011201 | Freedom Group of NA (AL) | 0 | 0.00 | 100.00 |
| 3011212 | Third Tradition Group (FL) | 1 | 221.50 | 0.00 |
| 3011213 | Just for Today Group (AL) | 1 | 100.00 | 100.00 |
| 3011214 | The Grant Group (AL) | 8 | 190.00 | 75.00 |
| | Individual Members | 0 | 0.00 | 60.00 |
| 3011601 | Alabama/NW Florida RSC | 1 | 7,379.94 | 6,739.25 |
| Alaska Region | | 7 | \$1,105.00 | \$1,400.00 |
| 3021601 | Alaska RSC | 1 | 1,000.00 | 1,000.00 |
| 3021201 | Out and About Group (AK) | 1 | 20.00 | 0.00 |
| 3021205 | To the Point Group (AK) | 1 | 20.00 | 75.00 |
| 3021208 | Frozen Chosen Group | 4 | 65.00 | 200.00 |
| 3021210 | New Way of Life Group (AK) | 0 | 0.00 | 125.00 |
| Alsask Region | | 9 | \$4,235.04 | \$1,436.36 |
| 3733001 | Alsask Regional Convention | 2 | 2,724.82 | 0.00 |
| 3731201 | The Nooner Group (AB) | 2 | 135.00 | 33.75 |
| 3731202 | Winds of Chance Group (AB) | 3 | 22.50 | 0.00 |
| 3731209 | Gift of Life Group (AB) | 0 | 0.00 | 94.08 |
| 3731210 | New Hope Group (AB) | 0 | 0.00 | 94.09 |
| 3731601 | Alsask RSC | 2 | 1,352.72 | 1,214.44 |
| Aotearoa - New Zealand Region | | 3 | \$2,777.70 | \$4,945.05 |
| | Individual Members | 1 | 20.00 | 0.00 |
| 3761601 | Aotearoa/New Zealand RSC | 2 | 2,757.70 | 4,945.05 |
| Argentina Region | | 3 | \$1,800.00 | \$600.00 |
| 3861601 | Argentina RSC | 3 | 1,800.00 | 600.00 |
| Arizona Region | | 16 | \$20,854.95 | \$18,621.50 |
| 3031401 | Can NA Area | 0 | 0.00 | 446.30 |
| 3031403 | East Valley Area | 6 | 1,618.62 | 1,326.68 |
| 3031201 | Steps "R" Us Group | 1 | 100.00 | 0.00 |
| 3031202 | Apache Junction NA | 3 | 76.71 | 81.44 |
| 3031205 | Recovery & Beyond Group | 1 | 236.59 | 0.00 |
| 3031206 | Grupo Primero Lo Primero | 0 | 0.00 | 124.00 |
| 3031207 | Spiritually Fit Women | 1 | 16.21 | 0.00 |
| | Individual Members | 1 | 100.00 | 100.00 |
| 3031601 | Arizona RSC | 3 | 18,706.82 | 16,543.08 |
| Arkansas Region | | 22 | \$2,845.16 | \$3,058.18 |
| 3041402 | Central Arkansas Area | 3 | 274.62 | 1,132.85 |
| 3041404 | Texarkana Area | 2 | 1,083.43 | 404.69 |
| 3041201 | Paragould NA Group | 2 | 293.71 | 260.00 |
| 3041202 | New Freedom Group (TX) | 5 | 300.00 | 50.00 |
| 3041203 | Recovery in the Daylight | 1 | 139.58 | 0.00 |
| 3041204 | Cope Without Dope Group (AR) | 0 | 0.00 | 300.00 |
| 3041205 | Clean & Serene Group (AR) | 2 | 91.83 | 180.01 |
| 3041209 | Saturday Night Live Group (AR) | 1 | 100.00 | 273.46 |
| 3041211 | Common Bond Group (AR) | 4 | 200.00 | 160.00 |
| 3041212 | We Do Recover Group (AR) | 0 | 0.00 | 200.00 |
| | Individual Members | 1 | 32.87 | 14.65 |
| 3041601 | Arkansas RSC | 1 | 329.12 | 82.52 |



| | | Jul 2005/Jun 2006 Donations | | 2004/2005 |
|-------------------------------------|--------------------------------|-----------------------------|--------------------|--------------------|
| | | Number | Amount | Donations |
| Australia Region | | 2 | \$20,746.40 | \$10,000.00 |
| 3831601 | Australia Region | 2 | 20,746.40 | 10,000.00 |
| Baja-son Region | | 0 | \$0.00 | \$200.00 |
| 3283001 | Baja - Cachanilla Convention | 0 | 0.00 | 200.00 |
| Best Little Region | | 21 | \$1,999.86 | \$2,337.81 |
| 3061401 | Unity Area of West Texas | 1 | 115.00 | 0.00 |
| 3061403 | Panhandle Area (TX) | 9 | 329.04 | 38.49 |
| 3063001 | Best Little Region Convention | 1 | 972.82 | 1,232.20 |
| 3061201 | Serenity Group (TX) | 7 | 338.00 | 28.00 |
| 3061202 | 12 Steps - New Life Group | 0 | 0.00 | 338.47 |
| 3061204 | Nothing to Fear Group (TX) | 0 | 0.00 | 24.00 |
| 3061208 | NA Hope Group (TX) | 2 | 45.00 | 0.00 |
| 3061601 | Best Little Region RSC | 1 | 200.00 | 676.65 |
| Bluegrass-Appalachian Region | | 10 | \$2,083.00 | \$900.00 |
| 30K1401 | Grass Roots Area | 1 | 500.00 | 0.00 |
| 30K1201 | Another Chance Group (KY) | 2 | 100.00 | 0.00 |
| 30K1202 | Hugs Not Drugs Group (KY) | 1 | 100.00 | 0.00 |
| 30K1203 | Monticello Group (KY) | 1 | 100.00 | 0.00 |
| | Individual Members | 1 | 33.00 | 0.00 |
| 30K1601 | Bluegrass-Appalachian RSC | 4 | 1,250.00 | 900.00 |
| Brazil Region | | 3 | \$709.00 | \$362.00 |
| 3821401 | CSA Vale Dos Sinos | 1 | 40.00 | 0.00 |
| | Individual Members | 1 | 20.00 | 50.00 |
| 3821601 | Regiao Brazil | 1 | 649.00 | 0.00 |
| 3822001 | Brazil Unity Day | 0 | 0.00 | 312.00 |
| British Columbia Region | | 10 | \$3,478.59 | \$4,275.00 |
| 3071404 | Fraser Valley Area | 0 | 0.00 | 750.00 |
| 3071406 | South Vancouver Island | 2 | 1,651.04 | 18.75 |
| 3071203 | Saturday Night Live Group | 1 | 9.75 | 18.75 |
| 3071205 | Port Hardy NA | 1 | 37.50 | 0.00 |
| 3071208 | Taking Care of Business (TCOB) | 2 | 105.30 | 0.00 |
| 3071211 | Wednesday Men's Group | 1 | 37.50 | 0.00 |
| 3071213 | Free at Last Group | 0 | 0.00 | 75.00 |
| | Individual Members | 2 | 137.50 | 37.50 |
| 3071601 | British Columbia RSC | 1 | 1,500.00 | 3,375.00 |
| Buckeye Region | | 9 | \$13,890.00 | \$2,350.00 |
| 3081401 | Western Reserve Area (WRASCNA) | 5 | 90.00 | 100.00 |
| 3081402 | Great Lakes Area (OH) | 0 | 0.00 | 500.00 |
| 3081403 | Western Area General Service | 2 | 500.00 | 0.00 |
| 3081201 | Survivors Group (OH) | 0 | 0.00 | 50.00 |
| 3081601 | Buckeye RSC | 2 | 13,300.00 | 1,700.00 |
| Southern Brazil Region | | 0 | \$0.00 | \$0.00 |
| California Inland Region | | 4 | \$10,799.44 | \$6,567.07 |
| 3801201 | Thank God It's Friday Meeting | 1 | 50.00 | 0.00 |
| 3801202 | Life on Life's Terms Group | 1 | 50.00 | 0.00 |
| 3801601 | California Inland RSC | 2 | 10,699.44 | 6,567.07 |
| California Midstate Region | | 8 | \$3,096.71 | \$67.01 |
| 3091401 | Foothill Area | 3 | 36.50 | 0.00 |
| 3091201 | Friday Morning Early Start | 1 | 4.65 | 53.45 |
| 3091202 | Freedom on Friday | 1 | 70.00 | 0.00 |
| 3091205 | NA Nooner Group | 1 | 111.75 | 0.00 |
| | Individual Members | 1 | 20.00 | 0.00 |
| 3091601 | California Midstate RSC | 1 | 2,853.81 | 13.56 |



| | | Jul 2005/Jun 2006 Donations | | 2004/2005 |
|--|--------------------------------|-----------------------------|--------------------|--------------------|
| | | Number | Amount | Donations |
| Canadian Atlantic Region | | 0 | \$0.00 | \$0.00 |
| Carolina Region | | 44 | \$22,282.81 | \$20,665.81 |
| 3101401 | Sun City Area (SC) | 3 | 600.00 | 739.77 |
| 3101402 | South Coastal Area (NC) | 10 | 417.57 | 262.84 |
| 3101404 | Greater Charlotte Area | 0 | 0.00 | 2,513.61 |
| 3101405 | North Central Carolina Area | 1 | 200.00 | 0.00 |
| 3101201 | Miracles Group (NC) | 2 | 348.00 | 0.00 |
| 3101207 | Another Chance at Life (SC) | 2 | 78.00 | 0.00 |
| 3101208 | Second Chance Group (SC) | 1 | 40.00 | 254.40 |
| 3101210 | Flowertown NA | 1 | 80.00 | 245.50 |
| 3101219 | Welcome Home Group (NC) | 0 | 0.00 | 92.00 |
| 3101226 | Stay Clean Group (SC) | 0 | 0.00 | 600.00 |
| 3101231 | Surrender to Win Group (NC) | 0 | 0.00 | 35.00 |
| 3101232 | Worth the Ride Group | 1 | 243.34 | 0.00 |
| 3101234 | Gateway to Freedom Group | 9 | 134.00 | 201.00 |
| 3101236 | Basic Text Express (NC) | 3 | 75.00 | 75.00 |
| 3101239 | Miracles Home Group (SC) | 0 | 0.00 | -15.60 |
| 3101240 | Free Spirit Group (SC) | 1 | 54.99 | 516.29 |
| 3101241 | NAPD Group (NC) | 1 | 111.00 | 100.00 |
| 3101242 | Miracles Happen Group (NC) | 2 | 54.66 | 46.00 |
| 3101243 | Key of Life Group (SC) | 1 | 47.25 | 0.00 |
| | Individual Members | 2 | 100.00 | 0.00 |
| 3101601 | Carolina RSC | 4 | 19,699.00 | 15,000.00 |
| Central California Region | | 42 | \$5,255.74 | \$22,188.56 |
| 3111401 | Central Coast Area | 9 | 358.64 | 390.96 |
| 3111402 | Gold Coast Area | 13 | 789.33 | 1,712.49 |
| 3111404 | Kern County Area | 4 | 400.00 | 550.00 |
| 3111201 | Simi Valley Late Night Group | 0 | 0.00 | 1.66 |
| 3111204 | New Attitudes Group | 5 | 948.57 | 0.00 |
| 3111210 | Step Study Group | 0 | 0.00 | 627.20 |
| 3111211 | Wednesday Steps & Traditions | 1 | 113.10 | 0.00 |
| 3111216 | Kern River Valley Group | 1 | 10.00 | 125.00 |
| 3111217 | Friday Step Study Group | 7 | 1,117.00 | 586.00 |
| | Individual Members | 0 | 0.00 | 63.00 |
| 3111601 | Central California RSC | 2 | 1,519.10 | 18,132.25 |
| Chesapeake & Potomoc Region | | 11 | \$9,355.18 | \$18,562.94 |
| 3121401 | Northern Virginia Area (NORVA) | 1 | 1,500.00 | 1,500.00 |
| 3121201 | It Works How & Why Group (MD) | 3 | 25.02 | 74.57 |
| 3121203 | Another Look Group (VA) | 2 | 52.00 | 23.00 |
| 3121204 | Savage Survivors Group | 1 | 100.00 | 0.00 |
| 3121206 | Crackerbox Group (VA) | 0 | 0.00 | 300.00 |
| | Individual Members | 3 | 2,135.00 | 50.00 |
| 3121601 | Chesapeake and Potomoc RSC | 1 | 5,543.16 | 16,615.37 |
| Chicagoland Region | | 20 | \$7,264.54 | \$4,646.30 |
| 3131402 | Joliet Area | 0 | 0.00 | 500.00 |
| 3131403 | SWANA | 1 | 16.00 | 78.80 |
| 3131404 | South City Area | 0 | 0.00 | 825.38 |
| 3131405 | North City ASC | 8 | 1,058.92 | 526.12 |
| 3131202 | Basic Meeting | 1 | 70.00 | 0.00 |
| 3131210 | Tu I Teraz NA Group | 0 | 0.00 | 80.00 |
| 3131211 | Saturday Night Live Group | 0 | 0.00 | 10.00 |
| 3131212 | Night before Xmas | 8 | 199.62 | 0.00 |
| 3131213 | Our Home Group | 1 | 20.00 | 0.00 |
| | Individual Members | 0 | 0.00 | 126.00 |
| 3131601 | Chicagoland RSC | 1 | 5,900.00 | 2,500.00 |



| | | Jul 2005/Jun 2006 Donations | | 2004/2005 |
|----------------------------------|-------------------------------|-----------------------------|--------------------|--------------------|
| | | Number | Amount | Donations |
| Chile Region | | 0 | \$0.00 | \$50.00 |
| 30E1601 | Chile Region | 0 | 0.00 | 50.00 |
| Colombia Region | | 29 | \$546.56 | \$151.91 |
| 3141400 | Cartagena ASC | 1 | 1.76 | 0.00 |
| 3141401 | Cali ASC Colombia | 0 | 0.00 | 20.00 |
| 3143001 | Convencion CSA Bogata | 0 | 0.00 | 86.15 |
| 3141202 | Grupo la Playa | 12 | 57.03 | 45.76 |
| 3141203 | Grupo Nuevo Amenecer | 1 | 0.88 | 0.00 |
| 3141205 | Grupo el Socorro | 5 | 8.37 | 0.00 |
| 3141206 | Grupo Si Nos Recuperamos | 3 | 8.84 | 0.00 |
| 3141601 | Colombia RSC | 3 | 469.68 | 0.00 |
| Colorado Region | | 20 | \$2,810.96 | \$5,751.37 |
| 3151404 | Boulder Area | 0 | 0.00 | 50.00 |
| 3151405 | Mile High Area | 1 | 250.00 | 2,215.17 |
| 3151201 | Blues Breakers Group | 0 | 0.00 | 102.81 |
| 3151202 | No Name Group | 1 | 18.00 | 0.00 |
| 3151205 | Clean & Serene Group | 6 | 177.66 | 0.00 |
| 3151215 | Golden Group | 5 | 70.00 | 58.00 |
| 3151216 | Really Last Chance Group | 0 | 0.00 | 51.48 |
| 3151220 | Road to Golden Recovery | 1 | 20.25 | 13.91 |
| 3151222 | Fort Morgan Group | 0 | 0.00 | 40.00 |
| 3151223 | Ultimate high Group | 0 | 0.00 | 20.00 |
| 3151224 | NA Tues-Thur Aspen | 0 | 0.00 | 200.00 |
| 3151225 | Last Chance NA Group | 2 | 25.00 | 0.00 |
| | Individual Members | 1 | 10.00 | 0.00 |
| 3151601 | Colorado RSC | 3 | 2,240.05 | 3,000.00 |
| Connecticut Region | | 19 | \$12,600.88 | \$24,814.04 |
| 3161401 | Greater Hartford (GHANA) | 4 | 1,535.16 | 1,800.99 |
| 3161201 | No Other Way Group | 5 | 231.37 | 184.23 |
| 3161203 | Steppin' Thru It All Group | 4 | 263.12 | 307.00 |
| 3161204 | New Generation Group | 1 | 341.69 | 0.00 |
| 3161205 | Powerless Group | 0 | 0.00 | 81.67 |
| 3161206 | Straight Ahead Group | 0 | 0.00 | 24.00 |
| | Individual Members | 0 | 0.00 | 115.00 |
| 3161601 | Connecticut RSC | 5 | 10,229.54 | 22,301.15 |
| Costa Rica Region | | 2 | \$600.00 | \$0.00 |
| 3951601 | Costa Rica Region | 2 | 600.00 | 0.00 |
| Denmark Region | | 0 | \$0.00 | \$0.00 |
| Dominican Republic Region | | 0 | \$0.00 | \$319.96 |
| 30J1601 | Dominican Republic Region | 0 | 0.00 | 319.96 |
| Eastern New York Region | | 9 | \$7,803.72 | \$17,562.07 |
| 30A1402 | Nassau Area | 0 | 0.00 | 5,000.00 |
| 30A1403 | Eastern Long Island Area | 0 | 0.00 | 50.00 |
| 30A1404 | Metro Area Hispana | 1 | 2,000.00 | 0.00 |
| 30A3001 | NASCOMM Corp | 0 | 0.00 | 10,000.00 |
| 30A1203 | Dykers Heights Recovery Group | 0 | 0.00 | 23.00 |
| 30A1204 | Keeping It Green Group | 0 | 0.00 | 20.00 |
| 30A1206 | Life after Drugs Group | 0 | 0.00 | 75.00 |
| 30A1208 | Conspiracy of Recovery Group | 2 | 175.00 | 172.00 |
| 30A1210 | Keep It Simple Group | 1 | 32.00 | 0.00 |
| 30A1212 | Wish You Were Here | 0 | 0.00 | 75.00 |
| 30A1213 | Happy, Joyous & Free | 1 | 23.00 | 0.00 |
| 30A1216 | Merrick Sunrise | 0 | 0.00 | 182.10 |
| 30A1217 | Practicing Principles Group | 0 | 0.00 | 292.19 |
| | Individual Members | 1 | 25.00 | 100.00 |
| 30A1601 | Eastern New York Region | 3 | 5,548.72 | 1,572.78 |



| | | Jul 2005/Jun 2006 Donations | | 2004/2005 |
|------------------------------------|--------------------------------|-----------------------------|--------------------|--------------------|
| | | Number | Amount | Donations |
| Eastern Pennsylvania Region | | 1 | \$3,000.00 | \$500.00 |
| 30O1601 | Eastern Pennsylvania Region | 1 | 3,000.00 | 500.00 |
| Ecuador Region | | 0 | \$0.00 | \$110.00 |
| 3931601 | Ecuador Region | 0 | 0.00 | 110.00 |
| Florida Region | | 60 | \$11,924.90 | \$7,942.60 |
| 3181401 | Greater Orlando Area | 4 | 1,607.99 | 1,394.07 |
| 3181402 | Palm Coast Area | 3 | 1,389.23 | 1,213.00 |
| 3181404 | Daytona Area | 1 | 321.17 | 0.00 |
| 3181201 | Steps to Freedom Group | 5 | 109.50 | 0.00 |
| 3181203 | A Train to Somewhere Group | 5 | 149.78 | 198.14 |
| 3181204 | Sunday Skool Group | 5 | 62.54 | 33.11 |
| 3181206 | Kissimmee Connection | 6 | 145.81 | 158.27 |
| 3181207 | The Lie Is Dead Group | 5 | 83.75 | 99.80 |
| 3181213 | United We Stand Group | 0 | 0.00 | 15.00 |
| 3181214 | Miracles of Faith Group | 3 | 61.00 | 68.99 |
| 3181220 | New Attitudes Step Meeting | 0 | 0.00 | 39.00 |
| 3181222 | Recovery Matters Group | 12 | 732.00 | 654.58 |
| 3181224 | Un Nuevo Amanecer | 4 | 176.32 | 0.00 |
| | Individual Members | 5 | 375.00 | 0.00 |
| 3181601 | Florida RSC | 2 | 6,710.81 | 4,068.64 |
| Finland Region | | 1 | \$250.00 | \$1,319.60 |
| 30N1201 | Bulevardi Group | 1 | 250.00 | 0.00 |
| 30N1601 | Finland RSC/Suomen NA Palvelu | 0 | 0.00 | 1,319.60 |
| France Region | | 1 | \$339.06 | \$0.00 |
| 3871601 | France RSC | 1 | 339.06 | 0.00 |
| Free State Region | | 10 | \$49,020.48 | \$28,231.61 |
| 3191401 | East of the Bay Area | 0 | 0.00 | 450.77 |
| 3193001 | Free State Regional Convention | 1 | 10,750.00 | 10,817.40 |
| 3193002 | Ocean Gateway Area Convention | 1 | 2,375.00 | 0.00 |
| 3191210 | Thursday Night Candlelight | 0 | 0.00 | 7.25 |
| 3191213 | Day by Day Group (MD) | 1 | 10.00 | 0.00 |
| | Individual Members | 1 | 100.00 | 100.00 |
| 3191601 | Free State RSC | 6 | 35,785.48 | 16,856.19 |
| Georgia Region | | 83 | \$19,445.71 | \$10,197.89 |
| 3201402 | Coastal Area | 0 | 0.00 | 488.00 |
| 3201403 | Marietta Area | 1 | 0.00 | 0.00 |
| 3201202 | Good Life Group | 2 | 200.00 | 0.00 |
| 3201203 | Clean House Group | 1 | 75.00 | 0.00 |
| 3201205 | New Horizon Group | 3 | 105.98 | 71.04 |
| 3201206 | International City Group of NA | 4 | 162.54 | 127.79 |
| 3201208 | Close Encounters Group | 10 | 427.02 | 439.00 |
| 3201214 | Living Free Group | 6 | 379.31 | 218.11 |
| 3201215 | Meeting in the Mountains | 2 | 107.00 | 0.00 |
| 3201216 | Stone Cold Recovery | 4 | 714.47 | 697.87 |
| 3201219 | NA Foundation Group | 1 | 25.00 | 0.00 |
| 3201220 | Just for Today Group | 4 | 103.63 | 60.13 |
| 3201223 | New Beginnings Group | 5 | 123.78 | 163.55 |
| 3201224 | Blind Faith Group | 10 | 568.34 | 847.84 |
| 3201227 | Surrender Group | 5 | 350.26 | 303.11 |
| 3201228 | New Beginnings Group | 1 | 27.97 | 306.82 |
| 3201229 | The Back Room Group | 9 | 941.64 | 1,196.00 |
| 3201231 | IP #2 Group of NA | 12 | 308.41 | 125.09 |
| 3201233 | Experience, Strength & Hope | 1 | 80.00 | 178.90 |
| | Individual Members | 0 | 0.00 | 25.00 |
| 3201601 | Georgia RSC | 2 | 14,745.36 | 4,949.64 |



| | | Jul 2005/Jun 2006 Donations | | 2004/2005 |
|------------------------------------|-------------------------------|-----------------------------|--------------------|-------------------|
| | | Number | Amount | Donations |
| German Speaking Region | | 3 | \$788.25 | \$1,602.63 |
| 3211401 | Gebiet Mitte | 0 | 0.00 | 654.80 |
| 3211601 | German Speaking RSC | 3 | 788.25 | 947.83 |
| Greater Illinois Region | | 3 | \$178.10 | \$99.53 |
| 3223002 | Living the Dream Convention | 0 | 0.00 | 75.00 |
| 3221204 | Serenity Seekers | 0 | 0.00 | 32.00 |
| 3221214 | Progress Not Perfection | 0 | 0.00 | -54.96 |
| | Individual Members | 3 | 178.10 | 47.49 |
| Greater New York Region | | 35 | \$5,604.74 | \$3,155.91 |
| 3231401 | Open Arm Area (NY) | 1 | 482.27 | 0.00 |
| 3231403 | New York City Area | 4 | 1,468.54 | 1,967.36 |
| 3231404 | Bronx Area of NA | 1 | 1,000.00 | 0.00 |
| 3231201 | Happy, Joyous & Free (NY) | 2 | 113.00 | 0.00 |
| 3231202 | Recovering in Washington Hgts | 0 | 0.00 | 50.00 |
| 3231204 | Basic Text Group (NY) | 1 | 12.50 | 12.50 |
| 3231205 | Gut Level Group (NY) | 1 | 12.50 | 12.50 |
| 3231209 | Serenity Now Group (NY) | 5 | 400.00 | 0.00 |
| 3231216 | Women Needing Women | 1 | 26.12 | 44.50 |
| 3231240 | The Dream Is Real Group | 5 | 118.38 | 37.05 |
| 3231246 | Get Real on the Terrace | 0 | 0.00 | 15.00 |
| 3231248 | Carry the Message Group (NY) | 1 | 20.00 | 484.00 |
| 3231249 | Miracle on 24th Street | 1 | 26.00 | 0.00 |
| 3231250 | Finally Found a Home Group | 0 | 0.00 | 100.00 |
| 3231251 | RK/PM | 0 | 0.00 | 162.00 |
| 3231254 | Recovery on the Blvd (NY) | 2 | 151.95 | 200.00 |
| 3231256 | Together on Sunday (NY) | 1 | 35.00 | 46.00 |
| | Individual Members | 7 | 248.00 | 25.00 |
| 3231601 | Greater New York RSC | 2 | 1,490.48 | 0.00 |
| Greater Philadelphia Region | | 18 | \$2,420.25 | \$1,338.99 |
| 3241401 | Delco Area | 3 | 1,660.25 | 0.00 |
| 3241403 | Schuykill Valley Area | 0 | 0.00 | 292.10 |
| 3241201 | Folsom Group | 11 | 385.00 | 335.00 |
| 3241206 | Get a Grip Group (PA) | 1 | 50.00 | 399.39 |
| | Individual Members | 3 | 325.00 | 312.50 |
| Greece Region | | 0 | \$0.00 | \$135.64 |
| 30F1201 | Ilioupolis Groupe | 0 | 0.00 | 135.64 |
| Guatemala Region | | 2 | \$102.27 | \$101.33 |
| 30I3001 | Tercera Convencion | 1 | 52.27 | 0.00 |
| 30I1601 | Guatemala Region | 1 | 50.00 | 101.33 |
| Hawaii Region | | 19 | \$3,155.26 | \$3,668.88 |
| 3251401 | Oahu Area | 12 | 1,132.53 | 2,133.77 |
| 3253001 | Downtown Ohana Annual Picnic | 2 | 75.00 | 99.00 |
| | Individual Members | 1 | 25.00 | 50.00 |
| 3251601 | Hawaii RSC | 4 | 1,922.73 | 1,386.11 |
| India Region | | 0 | \$0.00 | \$0.00 |
| Indiana Region | | 51 | \$19,124.21 | \$5,129.23 |
| 3261401 | Cross Roads Area (IN) | 5 | 643.72 | 69.93 |
| 3261402 | South Shore Area (IN) | 4 | 1,600.00 | 1,350.00 |
| 3261403 | Mid - State Area (IN) | 4 | 555.79 | 157.50 |
| 3261404 | Northwestern Indiana Area | 1 | 241.41 | 0.00 |
| 3261405 | Northeastern Indiana Area | 5 | 321.76 | 277.77 |
| 3261406 | Central Indiana Area (CIASC) | 1 | 250.00 | 950.00 |
| 3261407 | North Central Indiana Area | 1 | 523.21 | 0.00 |



| | | Jul 2005/Jun 2006 Donations | | 2004/2005 |
|----------------------------------|--------------------------------|-----------------------------|--------------------|-------------------|
| | | Number | Amount | Donations |
| Indiana Region, continued | | | | |
| 3263001 | Indiana Region Convention | 1 | 9,000.00 | 500.00 |
| 3263002 | End of Summer Celebration | 1 | 135.00 | 0.00 |
| 3261201 | Starting Over Group (IN) | 0 | 0.00 | 130.00 |
| 3261206 | Jimmy's Kids Group | 0 | 0.00 | 25.00 |
| 3261209 | It Works How & Why Group (IN) | 1 | 60.00 | 65.00 |
| 3261210 | There Is Hope Group (IN) | 3 | 32.26 | 100.00 |
| 3261212 | Tuesday Night NA (IN) | 10 | 69.94 | 82.74 |
| 3261219 | Miracles of Recovery | 5 | 100.00 | 60.00 |
| | Individual Members | 3 | 135.00 | 0.00 |
| 3261601 | Indiana RSC | 6 | 5,456.12 | 1,361.29 |
| Iowa Region | | 4 | \$5,002.45 | \$2,500.00 |
| 3271201 | Oskaloosa's Miracles Group | 1 | 52.45 | 0.00 |
| 3271204 | Rathbun Regional NA | 1 | 50.00 | 0.00 |
| 3271601 | Iowa RSC | 2 | 4,900.00 | 2,500.00 |
| Iran Region | | 2 | \$10,055.00 | \$4,919.52 |
| 30M1201 | Isfahan Group | 1 | 55.00 | 0.00 |
| 30M1601 | Iran Region | 1 | 10,000.00 | 4,919.52 |
| Israel Region | | 0 | \$0.00 | \$18.00 |
| 30L1201 | Primary Purpose Group (Israel) | 0 | 0.00 | 18.00 |
| Italy Region | | 0 | \$0.00 | \$0.00 |
| Ireland Region | | 0 | \$0.00 | \$1,180.22 |
| 3881601 | Ireland RSC | 0 | 0.00 | 1,180.22 |
| Japan Region | | 4 | \$1,828.87 | \$0.00 |
| | Individual Members | 1 | 20.00 | 0.00 |
| 3291601 | Japan Region | 3 | 1,808.87 | 0.00 |
| Kentuckiana Region | | 15 | \$1,193.42 | \$3,127.02 |
| 3301402 | South Central Kentucky Area | 0 | 0.00 | 100.00 |
| 3301403 | Kentucky Survivors Area | 2 | 700.00 | 0.00 |
| 3301201 | Therapeutic Value Group (KY) | 0 | 0.00 | 89.02 |
| 3301203 | How It Works Group (IN) | 10 | 374.42 | 250.00 |
| 3301210 | No Name Group (KY) | 1 | 60.00 | 0.00 |
| 3301212 | Easy Does It Group (KY) | 0 | 0.00 | 63.00 |
| 3301213 | Happy Joyous & Free (KY) | 0 | 0.00 | 25.00 |
| 3301214 | Here & Now Group (KY) | 1 | 50.00 | 0.00 |
| | Individual Members | 1 | 9.00 | 0.00 |
| 3301601 | Kentuckiana RSC | 0 | 0.00 | 2,600.00 |
| Le Nordet Region | | 0 | \$0.00 | \$150.00 |
| 3891601 | Le Nordet RSC | 0 | 0.00 | 150.00 |
| Lone Star Region | | 59 | \$6,993.68 | \$4,582.25 |
| 3311403 | Fort Worth Area | 1 | 200.00 | 72.50 |
| 3313001 | Fort Worth Area Convention | 1 | 1,877.32 | 0.00 |
| 3311202 | Miracles Happen Group (TX) | 0 | 0.00 | 175.00 |
| 3311203 | Another Chance Group (TX) | 2 | 165.76 | 515.43 |
| 3311204 | Eastside Recovery Group (TX) | 1 | 278.00 | 0.00 |
| 3311205 | Any Lengths Group (TX) | 3 | 20.00 | 0.00 |
| 3311206 | High on Life Group (TX) | 0 | 0.00 | 80.00 |
| 3311207 | Just for Today Group (TX) | 2 | 75.00 | 0.00 |
| 3311208 | Living Recovery Group (TX) | 0 | 0.00 | 49.47 |
| 3311209 | New Beginnings Group (TX) | 1 | 50.00 | 0.00 |
| 3311210 | Richardson Group | 1 | 19.12 | 137.33 |
| 3311211 | Northside NA Group (TX) | 6 | 517.40 | 318.35 |
| 3311212 | Last House on the Block (TX) | 6 | 250.08 | 282.51 |
| 3311220 | Fort Worth 24 Hour NA Group | 0 | 0.00 | 350.00 |



| | | Jul 2005/Jun 2006 Donations | | 2004/2005 |
|------------------------------------|-----------------------------|-----------------------------|--------------------|--------------------|
| | | Number | Amount | Donations |
| Lone Star Region, continued | | | | |
| 3311221 | Refinishing Group | 4 | 175.00 | 250.00 |
| 3311223 | Broadway Group (TX) | 12 | 1,301.00 | 516.66 |
| 3311224 | Keep It Simple Group (TX) | 0 | 0.00 | 235.00 |
| 3311225 | Serenity Point Group (TX) | 6 | 260.00 | 0.00 |
| 3311226 | Downtown Group (TX) | 8 | 80.00 | 0.00 |
| | Individual Members | 1 | 125.00 | 0.00 |
| 3311601 | Lone Star RSC | 4 | 1,600.00 | 1,600.00 |
| Louisiana Region | | 3 | \$135.00 | \$3,282.33 |
| 3321201 | HOWL Group (LA) | 1 | 25.00 | 0.00 |
| 3321202 | Mission Critical Group | 1 | 50.00 | 0.00 |
| 3321206 | Miracles Happen Group (LA) | 0 | 0.00 | 25.00 |
| 3321207 | Never Alone Group (LA) | 0 | 0.00 | 40.00 |
| | Individual Members | 1 | 60.00 | 0.00 |
| 3321601 | Louisiana RSC | 0 | 0.00 | 3,217.33 |
| Metro Detroit Region | | 23 | \$5,786.91 | \$3,993.51 |
| 3781401 | WW/MC Area | 10 | 3,191.91 | 2,178.90 |
| 3781402 | Tri - Cities Area (MI) | 0 | 0.00 | 200.00 |
| 3781201 | Unconditional Love Group | 1 | 75.00 | 0.00 |
| | Individual Members | 1 | 20.00 | 0.00 |
| 3781601 | Metro Detroit RSC | 11 | 2,500.00 | 1,614.61 |
| Mexico Region | | 0 | \$0.00 | \$0.00 |
| Michigan Region | | 34 | \$8,742.53 | \$10,088.95 |
| 3331401 | Greater Grand Rapids Area | 4 | 591.50 | 534.93 |
| 3331402 | Capital Area (MI) | 4 | 300.89 | 161.71 |
| 3331403 | Battle Creek Area | 1 | 20.00 | 88.60 |
| 3331404 | Monroe County Area | 0 | 0.00 | 25.00 |
| 3331405 | Tri - City Area | 1 | 510.64 | 0.00 |
| 3331201 | Better Late Than Never (TX) | 1 | 500.00 | 0.00 |
| 3331202 | Natural Life Group | 1 | 50.00 | 0.00 |
| 3331207 | Heavenly Express Group (MI) | 12 | 450.00 | 301.00 |
| 3331211 | Just for Today Group (MI) | 0 | 0.00 | 25.00 |
| 3331216 | Benton Harbor Group | 1 | 10.00 | 60.00 |
| 3331222 | Insight Group (MI) | 1 | 50.00 | 0.00 |
| 3331223 | Unconditional Love Group | 1 | 25.00 | 0.00 |
| 3331225 | Coming Together Group | 0 | 0.00 | 10.00 |
| 3331226 | Today's Reality Group | 0 | 0.00 | 45.00 |
| | Individual Members | 3 | 33.50 | 60.00 |
| 3331601 | Michigan RSC | 4 | 6,201.00 | 8,777.71 |
| Mid America Region | | 13 | \$4,861.43 | \$1,917.23 |
| 3341001 | Billy Mc | 2 | 50.00 | 0.00 |
| 3341201 | Gift of Life Group | 1 | 61.00 | 0.00 |
| 3341202 | Keep It Simple Group (KS) | 1 | 20.00 | 0.00 |
| 3341203 | Just for Today Group (KS) | 3 | 275.00 | 0.00 |
| 3341204 | SOS Group (KS) | 1 | 25.00 | 0.00 |
| 3341217 | Recovery First Group (KS) | 3 | 213.60 | 299.75 |
| 3341218 | Nothing to Fear Group (KS) | 1 | 50.00 | 150.00 |
| 3341219 | Flying Free Group (KS) | 0 | 0.00 | 250.00 |
| 3341221 | Blue Ridge NA (KS) | 0 | 0.00 | 85.00 |
| 3341222 | New Hope Group (KS) | 0 | 0.00 | 75.00 |
| 3341601 | Mid America RSC | 1 | 4,166.83 | 1,057.48 |
| Mid Atlantic Region | | 8 | \$13,971.93 | \$12,290.85 |
| 3351401 | Small Wonder Area of NA | 4 | 1,700.00 | 0.00 |
| | Individual Members | 1 | 100.00 | 0.00 |
| 3351601 | Mid Atlantic RSC | 3 | 12,171.93 | 12,290.85 |



| | | Jul 2005/Jun 2006 Donations | | 2004/2005 |
|----------------------------------|--------------------------------|-----------------------------|--------------------|--------------------|
| | | Number | Amount | Donations |
| Minnesota Region | | 8 | \$2,156.20 | \$5,925.86 |
| 3361401 | Open Door Area | 0 | 0.00 | 131.14 |
| 3361402 | Northern Lights Area (WI) | 0 | 0.00 | 768.71 |
| 3361404 | Southwest Minnesota Area | 0 | 0.00 | 30.00 |
| 3363001 | S Minnesota Recovery Blast | 2 | 2,050.00 | 0.00 |
| 3361201 | Coop Group (MN) | 3 | 30.32 | 37.39 |
| 3361202 | Freedom from Addiction Group | 0 | 0.00 | 50.00 |
| 3361203 | We Are Recovering Group | 1 | 20.00 | 0.00 |
| 3361206 | Hugs Not Drugs Group (MN) | 1 | 5.88 | 0.00 |
| 3361211 | Kasson Awareness (MN) | 0 | 0.00 | 2.00 |
| 3361212 | Ain't Dead Yet Group (MN) | 0 | 0.00 | 10.00 |
| 3361213 | Tuesday AM Women's Group | 0 | 0.00 | 20.00 |
| | Individual Members | 1 | 50.00 | 3.00 |
| 3361601 | Minnesota RSC | 0 | 0.00 | 4,873.62 |
| Mississippi Region | | 3 | \$530.00 | \$1,328.00 |
| 3921401 | Mississippi Delta Area (MDANA) | 1 | 100.00 | 100.00 |
| 3921201 | Just for Today Group (MS) | 0 | 0.00 | 218.00 |
| 3921202 | Just for Tonight Group (MS) | 1 | 30.00 | 0.00 |
| 3921203 | Mainline Recovery Group | 0 | 0.00 | 10.00 |
| 3921601 | Mississippi Region | 1 | 400.00 | 1,000.00 |
| Montana Region | | 2 | \$1,120.51 | \$990.17 |
| 3371601 | Montana RSC | 2 | 1,120.51 | 990.17 |
| Mountain Valley Region | | 7 | \$2,102.72 | \$5,623.16 |
| 3381401 | Green Mountain Area (VT) | 0 | 0.00 | 2,500.00 |
| 3381404 | Bershire County Area (MA) | 5 | 1,067.62 | 741.26 |
| 3381601 | Mountain Valley RSC | 2 | 1,035.10 | 2,381.90 |
| Mountaineer Region | | 2 | \$1,050.00 | \$0.00 |
| 3391201 | Another Way Group (WV) | 1 | 50.00 | 0.00 |
| 3391601 | Mountaineer RSC | 1 | 1,000.00 | 0.00 |
| Northeast Atlantic Region | | 2 | \$164.70 | \$195.00 |
| 3401403 | Annapolis Valley Area (NS) | 0 | 0.00 | 24.75 |
| 3401405 | New Brunswick Area (NB) | 1 | 149.70 | 0.00 |
| 3401201 | Foundation Group (NS) | 0 | 0.00 | 131.25 |
| 3401205 | SOS Group (NB) | 1 | 15.00 | 15.00 |
| | Individual Members | 0 | 0.00 | 24.00 |
| Nebraska Region | | 22 | \$3,424.66 | \$2,771.73 |
| 3411402 | Central Nebraska Area | 2 | 103.73 | 168.54 |
| 3411404 | Elkhorn Valley Area | 7 | 211.49 | 193.99 |
| 3411201 | Making a Difference Group (NE) | 1 | 25.00 | 0.00 |
| 3411202 | Prime Time Group (NE) | 2 | 25.00 | 0.00 |
| 3411203 | Survivors Group (NE) | 0 | 0.00 | 569.00 |
| 3411204 | No Name Group (NE) | 1 | 210.00 | 0.00 |
| 3411205 | New Day Group (NE) | 2 | 135.48 | 57.26 |
| 3411208 | Happy Havelock Group | 2 | 95.82 | 170.50 |
| 3411214 | Thursday How & Why (NE) | 2 | 89.35 | 102.70 |
| 3411215 | Tuesday Night Let It Out | 0 | 0.00 | 15.00 |
| | Individual Members | 0 | 0.00 | 20.00 |
| 3411601 | Nebraska RSC | 3 | 2,528.79 | 1,474.74 |
| New England Region | | 13 | \$30,857.86 | \$15,592.31 |
| 3421401 | Martha's Vineyard Area (MA) | 2 | 5,000.00 | 0.00 |
| 3421201 | A Fellowship for Living Group | 1 | 184.07 | 0.00 |
| 3421202 | Watertown Men's Group (MA) | 0 | 0.00 | 89.00 |
| 3421214 | Truth Is in the Book (MA) | 0 | 0.00 | 30.00 |



| | | Jul 2005/Jun 2006 Donations | | 2004/2005 |
|--------------------------------------|----------------------------------|-----------------------------|--------------------|---------------------|
| | | Number | Amount | Donations |
| New England Region, continued | | | | |
| 3421215 | MGA Step Group (MA) | 0 | 0.00 | 10.00 |
| 3421216 | Sunday Morning 12 Step Group | 3 | 37.66 | 0.00 |
| | Individual Members | 2 | 374.00 | 64.55 |
| 3421601 | New England RSC | 5 | 25,262.13 | 15,398.76 |
| New Jersey Region | | 25 | \$14,193.68 | \$29,570.87 |
| 3431401 | Burlington County Area | 5 | 1,089.38 | 992.27 |
| 3431403 | Freedom Through Unity Area | 5 | 677.30 | 438.41 |
| 3433001 | Ocean Area Convention | 0 | 0.00 | 2,133.36 |
| 3431201 | Burning Desire Group (NJ) | 0 | 0.00 | 268.31 |
| 3431202 | What's in a Name Group (NJ) | 3 | 322.00 | 34.30 |
| 3431203 | New Leaf Group | 0 | 0.00 | 50.00 |
| 3431206 | Step Up Group (NJ) | 0 | 0.00 | 125.00 |
| 3431207 | New Beginning Group (NJ) | 0 | 0.00 | 50.00 |
| | Individual Members | 5 | 950.00 | 163.00 |
| 3431601 | New Jersey RSC | 7 | 11,155.00 | 25,316.22 |
| North Carolina Region | | 25 | \$3,143.75 | \$4,732.24 |
| 3101406 | Capital Area (NC) | 9 | 1,159.07 | 1,621.05 |
| 30P1201 | Power to Live Group | 2 | 144.50 | 0.00 |
| 30P1202 | I Can't We Can Group (NC) | 1 | 11.29 | 0.00 |
| 30P1203 | Just for Today Group (NC) | 4 | 96.64 | 157.01 |
| 30P1204 | Nothing to Fear Group (NC) | 1 | 58.45 | 0.00 |
| 30P1205 | Last Stop Group (NC) | 1 | 15.00 | 0.00 |
| 3101202 | New Connections Group (NC) | 4 | 486.33 | 0.00 |
| | Individual Members | 1 | 5.00 | 0.00 |
| 30P1601 | North Carolina RSC | 2 | 1,167.47 | 2,954.18 |
| Northeast Region (NERF) | | 0 | \$0.00 | \$0.00 |
| Northern California Region | | 124 | \$57,204.56 | \$146,090.25 |
| 3441401 | San Francisco Area | 11 | 800.00 | 1,414.36 |
| 3441402 | Greater Ssa Jose Area | 10 | 9,757.94 | 3,137.44 |
| 3441403 | Contra Costa Area | 11 | 1,630.06 | 2,441.13 |
| 3441405 | East Bay North Area | 6 | 360.00 | 300.00 |
| 3441406 | Monterey County Area (CA) | 1 | 100.00 | 0.00 |
| 3441410 | Humboldt - Del Norte Area (HD) | 2 | 100.00 | 0.00 |
| 3441201 | Recovery Rocks Group (CA) | 0 | 0.00 | 50.00 |
| 3441203 | Free at Last Group (CA) | 6 | 283.50 | 102.50 |
| 3441205 | Echoing in Recovery (CA) | 0 | 0.00 | 50.00 |
| 3441206 | Steps to Freedom Group (CA) | 1 | 200.00 | 0.00 |
| 3441209 | Tuesday NA Group (CA) | 1 | 30.00 | 50.00 |
| 3441210 | Stepology 101 Group | 5 | 65.00 | 5.00 |
| 3441211 | Recovery in Progress (CA) | 0 | 0.00 | 51.26 |
| 3441212 | Clean & Creative Group (CA) | 2 | 10.00 | 0.00 |
| 3441213 | Tuesday Night Discussion (CA) | 1 | 7.82 | 0.00 |
| 3441214 | Addicts in the Alley (CA) | 6 | 152.75 | 0.00 |
| 3441216 | Monday Nite Women's Meeting (CA) | 1 | 30.00 | 0.00 |
| 3441217 | Marysville NA Group (CA) | 1 | 44.00 | 0.00 |
| 3441219 | Step Study Group (CA) | 1 | 10.00 | 82.43 |
| 3441220 | West Portal Friday Night (CA) | 2 | 85.00 | 0.00 |
| 3441221 | We Care Group (CA) | 2 | 47.00 | 0.00 |
| 3441225 | The Haight Group | 1 | 10.00 | 0.00 |
| 3441227 | Orland Mustard Seed Group | 4 | 99.03 | 0.00 |
| 3441228 | Alcohol Is a Drug Group | 2 | 65.00 | 57.50 |
| 3441229 | Courage to Chance Group (CA) | 0 | 0.00 | 100.00 |
| 3441239 | Joe's Place Group | 5 | 45.00 | 65.00 |
| 3441245 | Young Peoples Group (CA) | 12 | 219.76 | 17.50 |
| 3441246 | Crest Group | 0 | 0.00 | 249.50 |
| 3441250 | Recovery Rocks Group (CA) | 0 | 0.00 | 85.00 |



| | | Jul 2005/Jun 2006 Donations | | 2004/2005 |
|--|-----------------------------|-----------------------------|--------------------|-------------------|
| | | Number | Amount | Donations |
| Northern California Region, continued | | | | |
| 3441251 | Point of Freedom Group | 1 | 270.00 | 100.00 |
| 3441252 | Willow Glen Group | 12 | 1,482.00 | 945.96 |
| 3441253 | How Was Your Week Group | 1 | 50.27 | 0.00 |
| | Individual Members | 10 | 626.00 | 330.00 |
| 3441601 | Northern California RSC | 6 | 40,624.43 | 136,455.67 |
| Northern New England Region | | 13 | \$790.42 | \$6,689.61 |
| 3381201 | Learning to Live Group (NH) | 0 | 0.00 | 145.00 |
| 3381202 | Back to Reality Group (VT) | 1 | 61.00 | 0.00 |
| 3451207 | Vision of Hope Group (NH) | 9 | 147.72 | 259.87 |
| | Individual Members | 1 | 15.00 | 7.00 |
| 3451601 | Northern New England RSC | 2 | 566.70 | 6,277.74 |
| Northern New Jersey Region | | 18 | \$6,496.22 | \$3,058.00 |
| 3461401 | Northwest New Jersey Area | 1 | 150.00 | 0.00 |
| 3461402 | Bergen Area | 3 | 1,048.00 | 0.00 |
| 3461405 | Hudson County Area | 3 | 231.25 | 130.00 |
| 3461406 | Inner City Area | 3 | 516.97 | 0.00 |
| 3461201 | Hope on Third Street | 1 | 50.00 | 0.00 |
| 3461203 | Rockaway Recovery | 0 | 0.00 | 28.00 |
| 3461601 | Northern New Jersey RSC | 7 | 4,500.00 | 2,900.00 |
| Northern New York Region | | 7 | \$621.63 | \$1,485.27 |
| 3471401 | Rochester Area | 0 | 0.00 | 30.00 |
| 3471403 | Heart of New York Area | 0 | 0.00 | 975.00 |
| 3471201 | Feelings Group (NY) | 0 | 0.00 | 52.00 |
| 3471202 | NA Recovery.org (NY) | 2 | 335.65 | 0.00 |
| 3471204 | Stay Alive Group (NY) | 0 | 0.00 | 19.19 |
| 3471215 | Together We Can Group (NY) | 2 | 150.00 | 0.00 |
| 3471221 | Recovery on the Hill (NY) | 0 | 0.00 | 75.00 |
| | Individual Members | 1 | 20.00 | 50.00 |
| 3471601 | Northern New York RSC | 2 | 115.98 | 284.08 |
| Norway Region | | 1 | \$4,730.53 | \$4,715.50 |
| 3971601 | Norway Region | 1 | 4,730.53 | 4,715.50 |
| Ohio Region | | 25 | \$14,080.93 | \$8,672.28 |
| 3481401 | Greater Cincinnati Area | 9 | 1,617.00 | 1,339.52 |
| 3481406 | Springfield Area (SASCNA) | 0 | 0.00 | 100.00 |
| 3481201 | Never Alone Group (OH) | 0 | 0.00 | 200.00 |
| 3481202 | Free Today Group (OH) | 4 | 45.00 | 44.00 |
| 3481215 | West Side Story Group | 2 | 45.00 | 0.00 |
| 3481218 | Monday Night Maysville NA | 0 | 0.00 | 200.00 |
| 3481221 | Our Way Not Mine Group | 0 | 0.00 | 10.00 |
| 3481222 | Miracles on Moxahala (OH) | 0 | 0.00 | 200.00 |
| 3481227 | Lateral Group (OH) | 1 | 100.00 | 150.00 |
| 3481234 | Landen-Mason Recovery Group | 1 | 9.94 | 0.00 |
| 3481236 | New Alive Group (OH) | 0 | 0.00 | 50.00 |
| | Individual Members | 1 | 500.00 | 110.00 |
| 3481601 | Ohio RSC (ORSCNA) | 7 | 11,763.99 | 6,268.76 |
| Oklahoma Region | | 22 | \$3,146.02 | \$8,603.90 |
| 3491403 | Western Area (OK) | 4 | 203.39 | 100.00 |
| 3491201 | Ties That Bind Group (OK) | 1 | 39.50 | 0.00 |
| 3491203 | Noontime Connection Group | 1 | 100.00 | 0.00 |
| 3491204 | A Simple Way Group (OK) | 1 | 10.00 | 0.00 |
| 3491207 | Peace of Mind Group (OK) | 3 | 139.52 | 55.00 |
| 3491213 | Northside Stroll Group | 1 | 90.00 | 0.00 |
| 3491214 | Duncan NA Group | 1 | 25.00 | 25.00 |
| 3491216 | Key to Life Group (OK) | 1 | 100.00 | 0.00 |
| 3491217 | Claremore NA (OK) | 4 | 200.00 | 160.00 |



| | | Jul 2005/Jun 2006 Donations | | 2004/2005 |
|---------------------------------------|--------------------------------|-----------------------------|--------------------|-------------------|
| | | Number | Amount | Donations |
| Oklahoma Region, continued | | | | |
| 3491218 | Foyil Group (OK) | 0 | 0.00 | 45.00 |
| 3491221 | Thursday No Grass (OK) | 1 | 36.61 | 78.62 |
| 3491222 | Message of Hope Group (OK) | 0 | 0.00 | 140.28 |
| 3491223 | New Hope Group (OK) | 1 | 52.00 | 0.00 |
| | Individual Members | 2 | 150.00 | 0.00 |
| 3491601 | Oklahoma RSC | 1 | 2,000.00 | 8,000.00 |
| Ontario Region | | 24 | \$11,302.36 | \$3,987.09 |
| 3501401 | NASCNA | 0 | 0.00 | 225.00 |
| 3501402 | Toronto Area Service Committee | 7 | 704.37 | 378.70 |
| 3501404 | Ottawa Area | 3 | 333.40 | 0.00 |
| 3501405 | Golden Triangle Area | 1 | 1,875.00 | 0.00 |
| 3501201 | Saturday Night Live Group (ON) | 0 | 0.00 | 18.75 |
| 3501202 | Clean & Serene Group (ON) | 1 | 28.77 | 0.00 |
| 3501207 | Just for Today Group (ON) | 0 | 0.00 | 37.50 |
| 3501212 | Freedom Group (ON) | 2 | 70.94 | 45.00 |
| 3501214 | Faith in Life Group (ON) | 4 | 442.38 | 0.00 |
| 3501215 | Welcome Home Group (ON) | 4 | 337.50 | 282.14 |
| | Individual Members | 1 | 10.00 | 0.00 |
| 3501601 | Ontario RSC | 1 | 7,500.00 | 3,000.00 |
| Pacific Cascade Region | | 23 | \$6,839.24 | \$4,274.14 |
| 3511401 | Coos Bay Area (OR) | 1 | 284.45 | 0.00 |
| 3511406 | Central Oregon High Desert ASC | 0 | 0.00 | 207.00 |
| 3511407 | Linn-Benton-Lincoln Area (OR) | 2 | 281.57 | 0.00 |
| 3513004 | Pacific Cascade Convention | 1 | 1,716.53 | 437.50 |
| 3511201 | Recovery Today Group (OR) | 1 | 45.00 | 0.00 |
| 3511202 | Hole in the Wall Group (OR) | 2 | 150.00 | 0.00 |
| 3511203 | Fireside Men's Step Study | 3 | 262.50 | 0.00 |
| 3511204 | Serenity Well Group (OR) | 4 | 185.95 | 0.00 |
| 3511212 | NA We Group | 1 | 16.00 | 0.00 |
| 3511213 | Together We Can Group (OR) | 1 | 70.00 | 70.00 |
| 3511215 | Friday's Alternative of NA | 0 | 0.00 | 60.00 |
| 3511216 | Harold Street Blues | 1 | 33.00 | 97.00 |
| | Individual Members | 2 | 150.00 | 0.00 |
| 3511601 | Pacific Cascade RSC | 4 | 3,644.24 | 3,402.64 |
| Panama Region | | 0 | \$0.00 | \$0.00 |
| Peru Region | | 1 | \$180.00 | \$94.00 |
| 30C1601 | Peru Region | 1 | 180.00 | 94.00 |
| Phillipines Region | | 0 | \$0.00 | \$0.00 |
| Poland Region | | 1 | \$24.24 | \$0.00 |
| 30T1601 | Poland Region | 1 | 24.24 | 0.00 |
| Portugal Region | | 0 | \$0.00 | \$0.00 |
| 3521601 | Portugal Region | 0 | 0.00 | 0.00 |
| Quebec Region | | 8 | \$11,587.92 | \$750.00 |
| 3531401 | CSL Sud-Ouest | 6 | 1,837.92 | 0.00 |
| 3531601 | Quebec RSC/CSRQNA | 2 | 9,750.00 | 750.00 |
| Region del Coqui (Puerto Rico) | | 7 | \$366.18 | \$1,109.58 |
| 3841401 | NA Area Norte Centro | 5 | 149.08 | 87.00 |
| 3841402 | Area de Mayaguez (PR) | 1 | 170.00 | 15.00 |
| 3841403 | Comite Servicio NA Area Oeste | 0 | 0.00 | 67.00 |
| 3841404 | Comite de Servicios Metro (PR) | 1 | 47.10 | 494.93 |
| 3841601 | Region del Coqui | 0 | 0.00 | 445.65 |



| | | Jul 2005/Jun 2006 Donations | | 2004/2005 |
|--------------------------------------|-------------------------------|-----------------------------|--------------------|--------------------|
| | | Number | Amount | Donations |
| Region 51 Narcotics Anonymous | | 54 | \$20,553.34 | \$18,203.45 |
| 3621401 | Southern Nevada Area | 2 | 1,553.60 | 2,946.40 |
| 3621402 | East Las Vegas Area | 3 | 7,553.03 | 4,853.76 |
| 3621403 | North by Northwest Area | 12 | 4,960.54 | 3,613.77 |
| 3621201 | Living Clean Group (NV) | 3 | 185.81 | 111.83 |
| 3621203 | New Found Freedom Group (NV) | 5 | 120.00 | 0.00 |
| 3621205 | That Was Then This Is Now | 4 | 96.28 | 42.90 |
| 3621207 | Friday Night PM Recovery (NV) | 1 | 150.00 | 174.86 |
| 3621210 | Monday's Message Group (NV) | 0 | 0.00 | 31.33 |
| 3621212 | You Are a Stranger Here Once | 5 | 433.40 | 476.00 |
| 3621214 | Thursday's Topic Group | 0 | 0.00 | 191.00 |
| 3621215 | New Beginnings Renegade Group | 0 | 0.00 | 21.00 |
| 3621216 | East Side Story Group (NV) | 4 | 165.23 | 157.95 |
| 3621217 | There Is No Substitute Group | 2 | 45.76 | 60.00 |
| 3621228 | Ultimate High Group (NV) | 11 | 446.78 | 432.04 |
| | Individual Members | 1 | 100.00 | 0.00 |
| 3621601 | Region 51 Narcotics Anonymous | 1 | 4,742.91 | 5,090.61 |
| Red River Region | | 1 | \$1,000.00 | \$600.00 |
| 30H1601 | Red River RSC | 1 | 1,000.00 | 600.00 |
| Region of the Virginians | | 19 | \$17,536.90 | \$14,477.16 |
| 3541402 | Roanoke Valley Area (VA) | 0 | 0.00 | 82.50 |
| 3541403 | Piedmont Area (VA) | 1 | 626.99 | 1,514.63 |
| 3541404 | Appalachian Area (VA) | 1 | 31.84 | 416.49 |
| 3541407 | New Dominion Area | 4 | 3,928.81 | 1,826.49 |
| 3541202 | NA Another Group (VA) | 2 | 66.00 | 0.00 |
| 3541206 | New Vision Group (VA) | 5 | 83.50 | 225.00 |
| 3541213 | Save Uranue Group | 1 | 195.00 | 0.00 |
| 3541214 | Lifeline Group | 2 | 83.00 | 40.00 |
| 3541215 | MFS Group | 0 | 0.00 | 100.00 |
| | Individual Members | 1 | 60.00 | 550.00 |
| 3541601 | Region of the Virginians RSC | 2 | 12,461.76 | 9,722.05 |
| Rio Grande Region | | 14 | \$1,990.44 | \$13,677.09 |
| 3551402 | Greater Albuquerque Area | 4 | 1,750.35 | 1,386.99 |
| 3553001 | Rio Grande Convention | 0 | 0.00 | 12,000.00 |
| 3551201 | Let It Go Group (NM) | 0 | 0.00 | 68.33 |
| 3551202 | Cavern City Group (NM) | 1 | 50.00 | 0.00 |
| 3551208 | We Never Had It So Good | 3 | 89.60 | 90.37 |
| 3551209 | Basic Group NA (NM) | 2 | 60.49 | 81.40 |
| 3551211 | New Life Group (NM) | 4 | 40.00 | 50.00 |
| San Diego/Imperial Region | | 31 | \$3,866.64 | \$3,988.78 |
| 3561402 | North Coast Area (CA) | 11 | 686.49 | 60.00 |
| 3561201 | Rat Bastards Meeting | 1 | 150.00 | 0.00 |
| 3561212 | Monday Nite Book Study (CA) | 6 | 398.17 | 101.19 |
| 3561214 | Literature Express Group | 0 | 0.00 | 59.81 |
| 3561215 | Saturday Morning Live (CA) | 1 | 10.00 | 138.00 |
| | Individual Members | 4 | 495.00 | 148.00 |
| 3561601 | San Diego/Imperial RSC | 8 | 2,126.98 | 3,481.78 |
| Show Me Region | | 32 | \$2,993.32 | \$12,419.69 |
| 3571401 | Little Egypt Area | 1 | 628.35 | 519.00 |
| 3571402 | Northland Area of NA (MO) | 0 | 0.00 | 50.81 |
| 3571403 | Greater St Charles Area | 2 | 1,400.37 | 1,716.97 |
| 3571201 | Inner City Serenity Group | 8 | 219.38 | 122.52 |
| 3571203 | The Miracle Group (MO) | 11 | 201.00 | 138.00 |
| 3571205 | Nashville Unity Group | 0 | 0.00 | 118.22 |
| 3571206 | Another Sunrise Group | 2 | 231.50 | 449.66 |
| 3571211 | Mexico Group | 0 | 0.00 | 134.13 |
| 3571214 | Step by Step Group (MO) | 1 | 30.27 | 63.97 |
| 3571229 | New Attitudes Group (MO) | 0 | 0.00 | 105.98 |



| | | Jul 2005/Jun 2006 Donations | | 2004/2005 |
|-----------------------------------|-------------------------------|-----------------------------|--------------------|--------------------|
| | | Number | Amount | Donations |
| Show Me Region, continued | | | | |
| 3571230 | Just for Today Group (MO) | 4 | 60.00 | 10.00 |
| 3571232 | Recovery in Action Group (MO) | 1 | 80.00 | 120.00 |
| | Individual Members | 2 | 142.45 | 66.00 |
| 3571601 | Show Me RSC | 0 | 0.00 | 8,804.43 |
| Sierra Sage Region | | 19 | \$2,443.00 | \$1,133.28 |
| 3581201 | Diamonds in the Rough Group | 1 | 10.00 | 9.00 |
| 3581202 | Reaching for Recovery Group | 2 | 663.00 | 0.00 |
| 3581203 | Stagecoach Group | 1 | 50.00 | 0.00 |
| 3581209 | Serenity @ Noon Group (NV) | 1 | 15.00 | 0.00 |
| | Individual Members | 1 | 5.00 | 24.28 |
| 3581601 | Sierra Sage RSC | 13 | 1,700.00 | 1,100.00 |
| South Dakota Region | | 0 | \$0.00 | \$240.21 |
| 3051201 | The Promise of Freedom (SD) | 0 | 0.00 | 77.35 |
| 3051202 | Never Alone Group (SD) | 0 | 0.00 | 110.00 |
| 3051206 | Aberdeen NA Group (SD) | 0 | 0.00 | 52.86 |
| South Florida Region | | 33 | \$26,097.48 | \$12,076.66 |
| 3181403 | Shark Coast Area (FL) | 2 | 2,000.00 | 0.00 |
| 3591401 | South Dade Area | 0 | 0.00 | 500.00 |
| 3591404 | South Broward Area | 2 | 3,200.00 | 2,900.00 |
| 3591405 | Sunset Coast Area (FL) | 2 | 634.88 | 317.91 |
| 3181205 | New Sunday Morning Group (FL) | 4 | 150.60 | 76.00 |
| 3591201 | Ahora Si Group | 0 | 0.00 | 268.00 |
| 3591202 | Can't Save Your Face Group | 2 | 89.52 | 0.00 |
| 3591203 | Eastside Monday Night Group | 1 | 139.00 | 0.00 |
| 3591204 | Live at Pompey Group | 1 | 6.00 | 0.00 |
| 3591205 | The Truth Will Set You Free | 6 | 180.00 | 180.00 |
| 3591225 | New Sunday Night Review | 0 | 0.00 | 41.00 |
| 3591231 | Key Biscayne Recovery | 0 | 0.00 | 12.00 |
| 3591237 | New Hope Group (FL) | 0 | 0.00 | 25.00 |
| 3591238 | It Works Group (FL) | 0 | 0.00 | 73.00 |
| 3591239 | Good Orderly Directions (FL) | 0 | 0.00 | 21.00 |
| 3591240 | Women Do Recovery (FL) | 0 | 0.00 | 7.50 |
| 3591241 | Never Alone Group (FL) | 0 | 0.00 | 10.00 |
| 3591242 | Stairway to Recovery (FL) | 7 | 178.00 | 84.00 |
| | Individual Members | 2 | 23.33 | 161.25 |
| 3591601 | South Florida RSC | 4 | 19,496.15 | 7,400.00 |
| Southern California Region | | 84 | \$39,190.90 | \$43,924.93 |
| 3601401 | Southern Antelope Valley Area | 1 | 1,000.00 | 0.00 |
| 3601403 | Westend Area (CA) | 2 | 1,768.76 | 2,864.60 |
| 3601406 | Eastern Inland Empire Area | 2 | 1,200.00 | 3,100.00 |
| 3601407 | Santa Clarita Area | 3 | 417.75 | 721.00 |
| 3601408 | Eastern Sierra Area | 2 | 120.56 | 78.60 |
| 3601201 | Midnight Magic Group | 0 | 0.00 | 140.00 |
| 3601202 | Tuesday Night NA/AA Meeting | 0 | 0.00 | 25.00 |
| 3601203 | Dose of Recovery Group | 0 | 0.00 | 17.00 |
| 3601205 | Tuesday Woodley Group | 1 | 120.00 | 115.00 |
| 3601206 | Topanga Tranquil Group | 7 | 211.00 | 244.00 |
| 3601207 | Sunday Surrender Group | 10 | 250.00 | 37.00 |
| 3601208 | Gate 7 Meeting Monday (CA) | 12 | 120.23 | 357.00 |
| 3601209 | From First Step to Recovery | 0 | 0.00 | 50.00 |
| 3601210 | Recovery Zone Group (CA) | 10 | 320.66 | 234.59 |
| 3601211 | Gratitude Group (CA) | 1 | 67.41 | 0.00 |
| 3601212 | Staying Alive Group (CA) | 1 | 20.00 | 0.00 |
| 3601218 | We Came to Believe Group (CA) | 0 | 0.00 | 87.00 |
| 3601220 | Courage to Change Group (CA) | 8 | 201.78 | 312.30 |
| 3601258 | Finally Friday Group | 0 | 0.00 | 40.00 |
| 3601264 | Glendale Memorial Meeting | 1 | 50.00 | 264.00 |
| 3601278 | Step Into Your Life Group | 1 | 15.00 | 147.05 |



| | | Jul 2005/Jun 2006 Donations | | 2004/2005 |
|--|--------------------------------|-----------------------------|--------------------|--------------------|
| | | Number | Amount | Donations |
| Southern California Region, continued | | | | |
| 3601282 | Maclay House Group | 0 | 0.00 | 20.72 |
| 3601284 | Monday Night Candlelight | 0 | 0.00 | 93.85 |
| 3601285 | Get It Together, We Care Group | 0 | 0.00 | 56.23 |
| 3601286 | Women's Sunday Meeting | 0 | 0.00 | 32.00 |
| 3601287 | Giving It Back Group | 1 | 13.84 | 60.95 |
| 3601288 | Not Guilty Group (CA) | 0 | 0.00 | 11.13 |
| 3601289 | Desire to Recover | 2 | 10.00 | 0.00 |
| | Individual Members | 13 | 655.90 | 407.96 |
| 3601601 | Southern California RSC | 6 | 32,628.01 | 34,407.95 |
| Southern Idaho Region | | 32 | \$12,657.25 | \$3,954.25 |
| 3611402 | Treasure Valley Area (ID) | 4 | 1,773.50 | 828.72 |
| 3613003 | Men's Retreat (Magic Valley) | 0 | 0.00 | 254.76 |
| 3611201 | Sunday Home Group (ID) | 0 | 0.00 | 30.00 |
| 3611202 | New Attitudes Group (ID) | 4 | 442.69 | 425.00 |
| 3611204 | Styx Group (ID) | 8 | 135.24 | 101.25 |
| 3611211 | It Works How & Why Group (ID) | 11 | 279.96 | 278.12 |
| 3611212 | Highlifers Group (ID) | 0 | 0.00 | 150.00 |
| | Individual Members | 0 | 0.00 | 25.00 |
| 3611601 | Southern Idaho RSC | 5 | 10,025.86 | 1,861.40 |
| Spain Region | | 2 | \$2,288.30 | \$0.00 |
| 3631020 | Grupo de Barcelona | 1 | 110.67 | 0.00 |
| 3631601 | Spain RSC | 1 | 2,177.63 | 0.00 |
| Sweden Region | | 2 | \$3,023.42 | \$11,268.09 |
| 3641201 | New Way of Life Group (Sweden) | 1 | 187.99 | 134.50 |
| 3641204 | Just for Today Group (Sweden) | 0 | 0.00 | 730.00 |
| 3641601 | Sweden RSC | 1 | 2,835.43 | 10,403.59 |
| Tejas Bluebonnet Region | | 28 | \$7,473.98 | \$6,780.24 |
| 3651402 | Houston Area (HASCANA) | 0 | 0.00 | 567.06 |
| 3651403 | Esperanza Area (TX) | 1 | 650.00 | 0.00 |
| 3651405 | Central Texas Area | 2 | 370.90 | 250.66 |
| 3651406 | Coastal Bend Area | 0 | 0.00 | 17.03 |
| 3653002 | Texas State Convention of NA | 1 | 196.33 | 800.00 |
| 3651201 | Clear Lake Group (TX) | 1 | 350.00 | 0.00 |
| 3651202 | Copperfield Group (TX) | 1 | 20.00 | 0.00 |
| 3651206 | Keep It Clean Group (TX) | 2 | 40.00 | 80.00 |
| 3651214 | 1960 Group of NA | 4 | 153.75 | 191.15 |
| 3651219 | Serious Undertakings (TX) | 2 | 60.00 | 40.00 |
| 3651221 | The Right Stuff Group (TX) | 0 | 0.00 | 50.00 |
| 3651222 | Huntsville Group (TX) | 1 | 40.00 | 0.00 |
| 3651223 | The Sooner the Better (TX) | 9 | 403.00 | 0.00 |
| | Individual Members | 4 | 5,190.00 | 0.00 |
| 3651601 | Tejas Bluebonnet RSC | 0 | 0.00 | 4,784.34 |
| Tri State Region | | 66 | \$13,603.88 | \$29,959.90 |
| 3661401 | Pittsburgh Area | 0 | 0.00 | 11.12 |
| 3661407 | South Hille Area (PA) | 6 | 3,404.77 | 0.00 |
| 3661408 | Interstate Crossroads Area | 7 | 1,537.39 | 988.69 |
| 3661410 | Cumberland Valley Area (CVANA) | 1 | 250.00 | 621.00 |
| 3661411 | Laurel Mt Highlands Area | 2 | 16.00 | 280.19 |
| 3661201 | Beechwood Group (PA) | 3 | 40.00 | 0.00 |
| 3661202 | Living the Program Group (OH) | 1 | 50.00 | 100.00 |
| 3661203 | Under One Roof Group (PA) | 2 | 87.50 | 0.00 |
| 3661204 | Women's Recovery Group (PA) | 0 | 0.00 | 15.00 |
| 3661205 | Another Look Group (PA) | 3 | 43.00 | 0.00 |
| 3661206 | Jefferson Group (PA) | 2 | 297.10 | 0.00 |
| 3661207 | Saturday Morning Cartoon Alt | 4 | 77.00 | 164.00 |
| 3661208 | Wednesday Nite NA | 1 | 50.00 | 0.00 |
| 3661209 | McMurray Friday Night Group | 2 | 23.90 | 69.30 |



| | | Jul 2005/Jun 2006 Donations | | 2004/2005 |
|------------------------------------|-------------------------------|-----------------------------|-------------------|-------------------|
| | | Number | Amount | Donations |
| Tri State Region, continued | | | | |
| 3661217 | Back to Basics Group (PA) | 4 | 62.30 | 62.00 |
| 3661225 | Dormont Group | 4 | 400.00 | 625.00 |
| 3661226 | Washington I Group | 1 | 10.00 | 0.00 |
| 3661230 | Just for Today Group (PA) | 3 | 158.00 | 66.00 |
| 3661234 | Choice in Canonsburg Group | 6 | 137.30 | 237.00 |
| 3661237 | Monday New Life Group (PA) | 1 | 100.00 | 100.00 |
| 3661238 | Washington II Group | 3 | 78.30 | 20.00 |
| 3661241 | It Works How & Why Group (OH) | 1 | 10.00 | 30.00 |
| 3661243 | Weekday Wakeup Group | 0 | | 14.41 |
| 3661244 | Addision Terrace Group | 2 | 31.54 | 0.00 |
| 3661247 | It Works How & Why Group (PA) | 2 | 55.00 | 0.00 |
| 3661253 | Monday Night Miracles (PA) | 3 | 70.00 | 35.00 |
| 3661254 | Ray of Hope Group (OH) | 0 | 0.00 | 25.00 |
| | Individual Members | 0 | 0.00 | 245.00 |
| 3661601 | Tri-State RSC | 2 | 6,614.78 | 26,251.19 |
| Turkey Region | | 1 | \$41.44 | \$0.00 |
| 30D1601 | Turkey Region | 1 | 41.44 | 0.00 |
| United Kingdom Region | | 1 | \$187.22 | \$8,029.75 |
| 3941402 | North East England Area | 0 | 0.00 | 1,030.00 |
| 3941601 | United Kingdom Region | 1 | 187.22 | 6,999.75 |
| Upper Midwest Region | | 6 | \$121.05 | \$264.50 |
| 3671401 | Winnipeg Area | 1 | 56.25 | 150.00 |
| 3671204 | Serenity Seekers (MN) | 2 | 50.00 | 10.00 |
| 3671208 | Freedom Group (ND) | 3 | 14.80 | 57.00 |
| 3671210 | Westman NA Group (MB) | 0 | 0.00 | 37.50 |
| 3671211 | Jimmy K NA (MN) | 0 | 0.00 | 10.00 |
| Upper Rocky Mountain Region | | 23 | \$6,267.43 | \$3,056.02 |
| 3681401 | Wyo-Braska Area | 0 | 0.00 | 609.02 |
| 3681402 | Wyoming Western Area | 1 | 50.00 | 0.00 |
| 3681201 | Living Proof Group (WY) | 4 | 77.69 | 327.04 |
| 3681202 | Clean & Free Group (WY) | 2 | 95.76 | 36.13 |
| 3681203 | Solutions Group (WY) | 1 | 25.00 | 0.00 |
| 3681204 | Serenity Mainliners (WY) | 1 | 50.00 | 10.00 |
| 3681205 | Fifth Street Group of NA (WY) | 0 | 0.00 | 20.00 |
| 3681209 | 5th Street Group (WY) | 2 | 45.00 | 80.00 |
| 3681210 | Living Clean Group (WY) | 0 | 0.00 | 26.21 |
| 3681212 | Live from Laramie Group (WY) | 9 | 115.71 | 72.00 |
| 3681601 | Upper Rocky Mountain RSC | 3 | 5,808.27 | 1,875.62 |
| Uruguay Region | | 1 | \$2,385.00 | \$35.00 |
| | Individual Members | 0 | 0.00 | 35.00 |
| 3741601 | Uruguay Region | 1 | 2,385.00 | 0.00 |
| Utah Region | | 22 | \$2,063.73 | \$2,411.80 |
| 3691401 | Northern Utah Area (NUASC) | 8 | 693.88 | 1,160.55 |
| 3691402 | Central Utah Area | 6 | 251.08 | 0.00 |
| 3691403 | Southern Utah Area (SUANA) | 1 | 200.00 | 0.00 |
| 3691201 | Price NA Group (UT) | 0 | 0.00 | 55.00 |
| 3691211 | Dogs of Recovery Group | 1 | 10.50 | 12.00 |
| 3691212 | Steps in the Stix Group | 0 | 0.00 | 21.00 |
| 3691601 | Utah RSC | 6 | 908.27 | 1,163.25 |
| Virgin Islands | | 0 | \$0.00 | \$100.00 |
| 3751201 | St Thomas Group | 0 | 0.00 | 100.00 |
| Venezuela Region | | 1 | \$200.00 | \$30.00 |
| 30S1601 | Venezuela Region | 1 | 200.00 | 30.00 |



| | | Jul 2005/Jun 2006 Donations | | 2004/2005 |
|------------------------------------|--------------------------------|-----------------------------|--------------------|--------------------|
| | | Number | Amount | Donations |
| Volunteer Region | | 54 | \$23,103.01 | \$26,166.25 |
| 3701401 | West Tennessee Area | 0 | 0.00 | 200.00 |
| 3701201 | The Foundation Group (TN) | 0 | 0.00 | 12.00 |
| 3701202 | Nothing to Fear Group (TN) | 5 | 163.50 | 285.00 |
| 3701203 | Desire Group (TN) | 3 | 115.00 | 0.00 |
| 3701204 | Lexington Survivors (TN) | 4 | 177.57 | 0.00 |
| 3701220 | Recovery Bound Group | 12 | 65.00 | 55.00 |
| 3701221 | NA Mother Group | 0 | 0.00 | 100.00 |
| 3701223 | Miracles on Monday Group | 1 | 20.00 | 199.00 |
| 3701224 | Lunch Bunch Group (TN) | 11 | 1,386.00 | 321.25 |
| 3701229 | Survivors Group (TN) | 4 | 84.00 | 74.00 |
| 3701232 | Nickel & Dime Time | 0 | 0.00 | 100.00 |
| 3701234 | Breaking the Chains Group | 1 | 15.00 | 40.00 |
| | Individual Members | 12 | 3,076.94 | 2,780.00 |
| 3701601 | Volunteer RSC | 1 | 18,000.00 | 22,000.00 |
| Washington - Northern Idaho | | 89 | \$21,534.09 | \$23,090.15 |
| 3711401 | Seattle Area | 3 | 325.94 | 0.00 |
| 3711403 | The Lewis County Area (TLCANA) | 2 | 192.15 | 278.87 |
| 3711404 | Tri-Cities Area | 0 | 0.00 | 66.10 |
| 3711405 | North Idaho Area | 2 | 26.50 | 0.00 |
| 3711410 | Northwest Washington Area | 2 | 402.45 | 1,149.00 |
| 3711411 | West Puget Sound Area | 3 | 179.87 | 100.18 |
| 3711412 | South King County (SKCANA) | 5 | 37.18 | 104.09 |
| 3713001 | Courage to Change Retreat (WA) | 0 | 0.00 | 72.10 |
| 3713002 | Recovery Quest Retreat (WA) | 0 | 0.00 | 200.00 |
| 3713006 | Bonner County Co-Op of NA | 1 | 70.00 | 0.00 |
| 3711201 | Outsiders Group | 0 | 0.00 | 100.00 |
| 3711202 | Basic NA Group (WA) | 5 | 205.00 | 300.00 |
| 3711203 | Decisions Group (WA) | 3 | 86.37 | 19.98 |
| 3711204 | New Hope Group (WA) | 1 | 71.23 | 0.00 |
| 3711205 | Unity in Union Group | 7 | 329.08 | 35.61 |
| 3711206 | Fifth Tradition Group (WA) | 1 | 37.00 | 0.00 |
| 3711207 | Friday Night Alive Group (WA) | 4 | 210.00 | 300.00 |
| 3711208 | Borderline Group | 2 | 62.50 | 626.00 |
| 3711209 | NA Nooners Group (WA) | 1 | 50.00 | 0.00 |
| 3711210 | One Step at a Time Group (WA) | 1 | 20.00 | 0.00 |
| 3711215 | Sunday Starters Group | 6 | 144.34 | 90.00 |
| 3711222 | Lovin' Spoonfull NA | 12 | 448.99 | 330.01 |
| 3711223 | Southenders Group | 4 | 173.50 | 175.31 |
| 3711226 | Kind of Thursday Night Group | 2 | 370.00 | 200.00 |
| 3711229 | Tower of Power Group (WA) | 3 | 48.00 | 12.00 |
| 3711231 | One Step Beyond Group | 1 | 40.00 | 50.00 |
| 3711232 | Breakfast of Champions | 1 | 25.00 | 115.36 |
| 3711233 | Ask It Basket Group (WA) | 6 | 120.00 | 100.00 |
| 3711234 | Recovery Rox (WA) | 0 | 0.00 | 15.00 |
| 3711235 | Ballard NA- Seattle | 0 | 0.00 | 38.58 |
| 3711236 | Never Alone Group (WA) | 4 | 625.00 | 150.00 |
| 3711237 | Uptown Daily Group (WA) | 1 | 20.00 | 0.00 |
| | Individual Members | 3 | 1,325.00 | 2,010.00 |
| 3711601 | Washington-Northern Idaho RSC | 3 | 15,888.99 | 16,451.96 |
| Western New York Region | | 3 | \$6,083.35 | \$2,000.00 |
| 3811202 | Mustard Seed Group (NY) | 1 | 83.35 | 0.00 |
| 3811601 | Western New York RSC | 2 | 6,000.00 | 2,000.00 |



| | | Jul 2005/Jun 2006 Donations | | 2004/2005 |
|------------------------------------|----------------------------------|-----------------------------|---------------------|---------------------|
| | | Number | Amount | Donations |
| West Russia Region | | 0 | \$0.00 | \$100.00 |
| 30Q1601 | West Russia Region | 0 | 0.00 | 100.00 |
| Wisconsin Region | | 17 | \$3,285.91 | \$658.93 |
| 3721402 | Northeast Wisconsin Area | 4 | 396.11 | 94.78 |
| 3721403 | Kettle Moraine Area | 2 | 350.20 | 34.72 |
| 3721405 | Inland Lakes Unity Area | 3 | 1,650.00 | 0.00 |
| 3721201 | Straight Ahead Group | 4 | 76.00 | 124.00 |
| 3721209 | Caring & Sharing Group | 0 | 0.00 | 10.00 |
| | Individual Members | 0 | 0.00 | 3.00 |
| 3721601 | Wisconsin RSC | 4 | 813.60 | 392.43 |
| Other Forums, Areas, Groups | | 12 | \$25,430.23 | \$14,877.64 |
| 3991402 | French Speaking - Switzerland | 1 | 183.01 | 200.29 |
| 3991407 | Bermuda Islands Area | 1 | 1,500.00 | 0.00 |
| 3991408 | Netherlands Area | 0 | 0.00 | 1,391.96 |
| 3991410 | Egypt Area | 0 | 0.00 | 170.00 |
| 3991411 | Gibraltar Area | 1 | 531.22 | 0.00 |
| 3993001 | Pacific Northwest Convention | 1 | 3,989.55 | 5,373.47 |
| 3993003 | Circle of Sisters | 1 | 1,061.79 | 0.00 |
| 3993005 | Worldwide Workshops | 0 | 0.00 | 780.81 |
| 3997001 | Southern Zonal Forum | 0 | 0.00 | 1,143.86 |
| 3997002 | European Delegates Meeting (EDM) | 1 | 1,401.85 | 2,242.53 |
| 3997003 | Canadian Assembly (CANa) | 1 | 3,000.00 | 1,500.00 |
| 3997004 | Plains States Zonal Forum | 1 | 300.00 | 0.00 |
| 3997006 | Midwest Zonal Forum | 2 | 359.77 | 1,813.64 |
| 3991201 | Loner Group | 0 | 0.00 | 10.00 |
| 3991203 | Bahrain Groups (Bahrain) | 0 | 0.00 | 101.08 |
| 3991206 | Serenity Group North (Aruba) | 0 | 0.00 | 100.00 |
| 3991220 | Just for Today Group (S Korea) | 1 | 50.00 | 50.00 |
| 3992002 | World Convention Unity Day | 1 | 13,053.04 | 0.00 |
| Donation Report Total | | 1,846 | \$764,393.08 | \$802,401.34 |