

In the Spirit of Unity



ИНСТВА

W Duchu Jedności

lemében

tu de unidad

Yhtenäisyyden hengessä

في روح الوحدة

Be andinet mentes

Σε πνευμα ενότητας

oho

U duhu zajedništva

Diwa ng Pagkakaisa

I en anda av enighet

emangat perpaduan

NAVS

ANNUAL REPORT

आत्मिकता भित्रको एकता

1 July 2010 – 30 June 2011

Unita'

Em Espírito de Unidade

In the Spirit of Unity

“The basic purposes of our world services are communication, coordination, information, and guidance. We provide these services so that our groups and members can more successfully carry the message of recovery and so that our program of recovery can be made more available to addicts everywhere. Although all parts of our service structure affect and are affected by NA as a whole, only at this level do we find service bodies designed to deal with problems that involve our entire fellowship.”

A Guide to World Services in NA

NA World Services, Inc.

Annual Report

1 July 2010 – 30 June 2011

Contents

In the Spirit of Unity	
A Note from Your World Board	1
Your World Services Trusted Servants	5
Conference Projects	7
Service System	7
“Living Clean”	10
Fellowship Issue Discussions	12
Literature Survey	14
Fellowship Development	19
NAWS Workshops around the World	19
NA Meeting Growth Trend	21
Public Relations	23
Member Survey – Cooperative Venture	25
Essential Ongoing Services	27
Fellowship Services	27
Translations	32
Information Technology	39
Our Fellowship’s Literature & Trademarks	43
The World Convention of NA	45
Staff and Offices	49
Financial Reports	55
Unit Distribution Trends	57
Consolidated Statement of Financial Position (Balance Sheet)	63
Consolidated Statement of Activities (Income Statement)	64
Independent Auditors’ Report	69
Invest in Our Vision	81
Fellowship Contributions	85

All of the efforts of
Narcotics Anonymous
are inspired by the primary
purpose of our groups.
Upon this common ground
we stand committed.

In the Spirit of Unity

A Note from Your World Board

We want to start this report by sharing our gratitude for the opportunity to serve the NA Fellowship. The *NAWS Annual Report* is an end-of-year review of the work we do at NA World Services on behalf of the fellowship, along with a look ahead to some of the goals we may have for the coming year and beyond. Since the time NA World Services restructured in the late 1990s, we have identified and developed our goals through a strategic planning process. This process has and continues to evolve for us. We have shared our experience, and the experience of countless NA communities worldwide, in *Planning Basics*. We are pleased that many have responded to this resource. It has been translated into several languages, we have distributed over 2,500 paper copies, and more than 200 copies are downloaded each month from our website.

Planning and this Annual Report

An essential component of a planning process is environmental scanning. At NA World Services, we collect internal information about NAWS and the fellowship that is pertinent to our organizational well-being from the perspective of members, groups, and service bodies. We also gather information about the world outside of NA as it may affect our ability to work toward our primary purpose, including information from addiction professionals, corrections officials, and other types of agencies outside of NA. We use this information to better understand the changing world around us and how those changes impact NA's ability to realize our vision. Environmental scan data help us develop the most effective strategies to achieve our goals given the trends or "drivers" that shape our environment. As a way to help tell the story of what we've done this year and what we hope to accomplish in the future, each section of this annual report will make connections between data from our most recent environmental scan, the current state of our services, and the future direction and priorities of NA World Services. In addition to the charts we have included from the environmental scan, throughout this report we have tried to call attention to some of the internal and external trends that were highlighted in that scan.





The theme for this year's annual report, taken from WCNA 34, is In the Spirit of Unity. This theme encompasses the celebration of recovery that took place in San Diego shortly after the close of the 2010–2011 fiscal year, along with some of the recent work on the ongoing Service System Project and the drafting of new literature for the NA Fellowship. We are humbled by the challenge of designing a service system that will meet the needs of our worldwide fellowship now and for years to come. At an even more basic level, In the Spirit of Unity speaks to the spiritual connection NA members develop with themselves and with each other, some of which is captured in the approval form literature, "Living Clean: The Journey Continues." We are fortunate to be living in a time where some of the vision and dreams of those who blazed the trail for Narcotics Anonymous are becoming a reality. As the Basic Text says, we have grown in unity, in numbers, and in fellowship. We recognize the responsibility that comes with growth and unites us in our willingness to respond to the needs of the fellowship and members yet to come. We embrace the opportunity to exhibit our commitment from the Basic Text, "With faith in a Power greater than ourselves, hard work, and unity we will survive and continue to carry the message to the addict who still suffers."

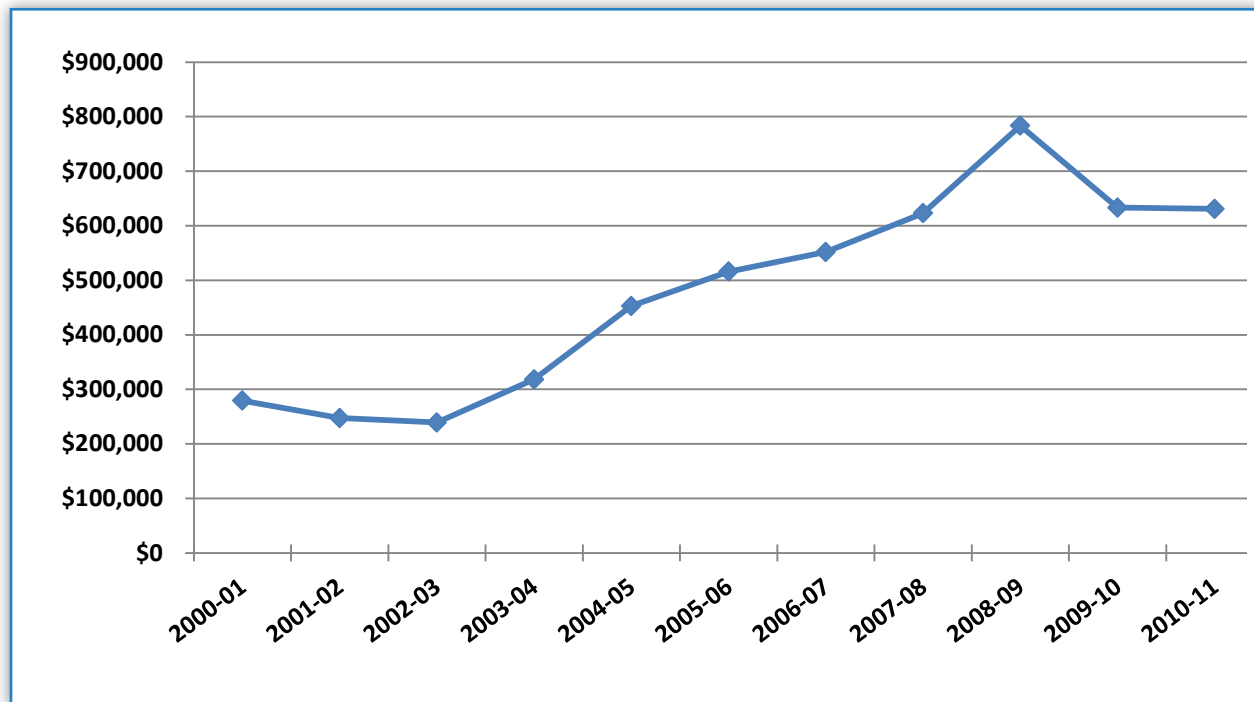
In our collective efforts to pursue that reality, we often face great challenges. Both sales and contributions continue to be down compared to previous years and in relation to the 2010–2012 WSC-approved budget. Finding the most cost-effective and creative approaches for moving toward our vision is more important today than it ever was, because of the continuing challenges of reduced revenue. We spent this fiscal year still operating under our fiscal Emergency Action Plan. We were able to come out of that plan since the end of the fiscal year which means we are holding our own, but just barely. The cost-cutting and saving measures that we have undertaken over the last several years have allowed this to happen. Those measures include a reduction in staff, the cancellation of the March 2011 board meeting, and expense reductions in almost all areas of the NAWS budget. One of those many reductions was due to conference support to cease the automatic distribution of copies of *The NA Way Magazine* and we thank you for that decision.

Unlike many international businesses and nonprofit organizations, we do not have the liberty, or the desire, to cut many of the levels of service we provide. For instance, we continue to supply translations, and free or subsidized literature to new and struggling NA communities that would not otherwise have access to our printed message. We also continue to offer our literature to incarcerated addicts, free of charge. As the data from our environmental scan show below, rather than cutting this service, for the first time since 2003, we held its steady growth. For a service that had increased an average of 11.5% each year, we were able to accomplish this primarily by expanding our printing in a variety of new locations around the world.

These sorts of services are essential to the ongoing health of NA as a whole and are integral parts of fulfilling our vision. As we've said before, NA is a worldwide fellowship with a mission close to all of our hearts. We believe the newly-adopted A Vision for NA Service guides us in our goal to make recovery available to every addict in every corner of the world, and your continued support is essential in making that possible.



Free and Subsidized Literature 2000-2011



In addition to the standard ongoing services we provide to the fellowship, a great deal of our efforts during this fiscal year were devoted to the work decided on at the 2010 World Service Conference and to preparations for our Thirty-Fourth World Convention, which took place in San Diego following the close of the fiscal year. The work coming out of the conference has been a combination of ongoing projects, workshops, and facilitation of issue discussion topics (IDTs). As most of you know, in past conference cycles we have selected IDTs based on information gathered as part of scanning the internal environment of NA; that is, the information we collect from NA members through workshops and events or based on common concerns raised by members who contact us by email or phone. The IDTs for this cycle are designed to introduce members to some of the newest resources approved at the 2010 World Service Conference: *A Vision for NA Service*; *In Times of Illness, Revised*; IP #24, *Money Matters: Self-Support in NA*; and IP #28, *Funding NA Services*. More information on them can be found in the Fellowship Issue Discussions section of this report. Our hope is that the IDT session materials will help members become familiar with and generate useful discussion about these resources.


For each member of the World Board, personal gratitude continues to drive our efforts as trusted servants. Our hope is that this annual report continues to provide meaningful information about our work. Everything we do at

Trend

(from the NAWS Environmental Scan)

There is an ongoing mismatch between fellowship growth and resources. NA is growing the fastest in some places that need the most support in terms of resources.

NA World Services seeks to bring us closer to our vision and toward a future in which every addict has the chance to experience our message in his or her own language and culture. NA members experience spiritual growth and fulfillment through service. Our theme, In the Spirit of Unity, celebrates individual NA members and service bodies working together in a spirit of worldwide unity and cooperation. Our collective goal is for NA to continue to gain universal respect as a viable program of recovery. As this annual report illustrates, in spite of the adversities we may face, we continue to move forward on behalf of the fellowship toward the identified goals. We thank you for your continued support, and we encourage you to read this report as an account of our shared challenges and successes.





World Board Members

Board Member	Year Initially Elected	Current Term Ends	From
Mary Banner	2004	2016	Dallas, Texas, US
Ron Blake	2004	2016	Richmond, Victoria, Australia
Piet de Boer	2004	2016	Göteborg, Sweden
Junior Odilson Gomez Braz	2008	2014	São Paulo, Brazil
Jim Buerer	2002	2014	North Chicago, Illinois, US
Iñigo Calonje	2010	2016	Estepona, Málaga, Spain
Paul Craig	2006	2012	Quispamsis, New Brunswick, Canada
Mukam Harzenski-Deutsch	2004	2016	Ship Bottom, New Jersey, US
Arne Hassel-Gren	2006	2012	Victoria, British Columbia, Canada
Mark Hersh	2006	2012	Milwaukee, Wisconsin, US
Ron Hofius	2000	2012	Albuquerque, New Mexico, US
Franney Jardine	2006	2012	Olympia, Washington, US
Tom McCall	2000	2012	Anahola, Hawaii, US
Ron Miller	2004	2016	Winter Haven, Florida, US
Tonia Nikolinakou	2006	2012	Athens, Greece

Human Resource Panel

Valerie D	2008	2012	Winston-Salem, North Carolina, US
Margaret H-M	2008	2012	Houston, Texas, US
Pat P	2010	2014	Poteau, Oklahoma, US
Mark W	2010	2014	Pensacola, Florida, US

WSC Cofacilitators

Marc G, Madison, Wisconsin, US

Jack H, Bellingham, Washington, US

Our vision is that one day:
Every addict in the
world has the chance to
experience our message
in his or her own language
and culture and find
the opportunity for a
new way of life...

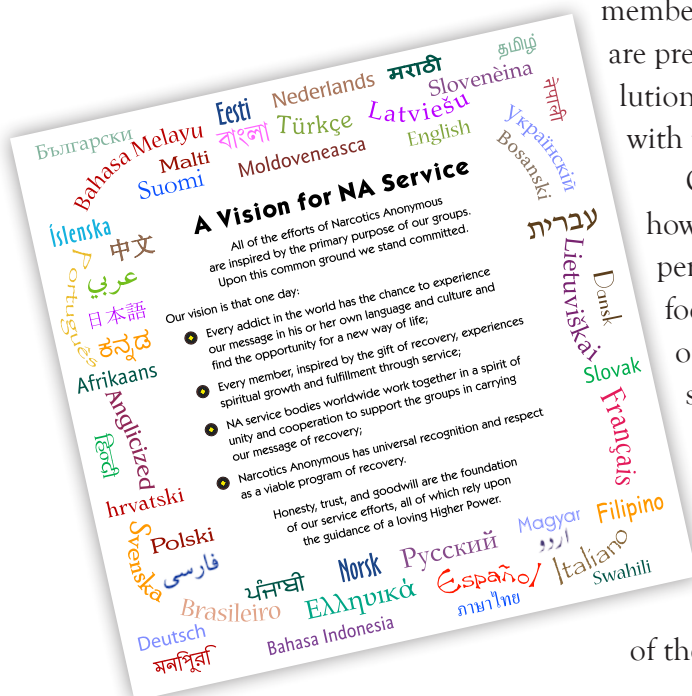
Conference Projects

Our strategic planning process is organized around the two-year cycle from one World Service Conference to the next. The environmental scanning component of our planning factors more heavily into the second half of each cycle, as we begin to identify needs and frame goals and approaches to be presented at the conference for the coming cycle. The conference-related work for this fiscal year involved the continuation of projects decided at the 2010 World Service Conference, including the multi-cycle Service System and Living Clean Projects, along with some looking ahead to what may be needed in the coming cycle.

Service System

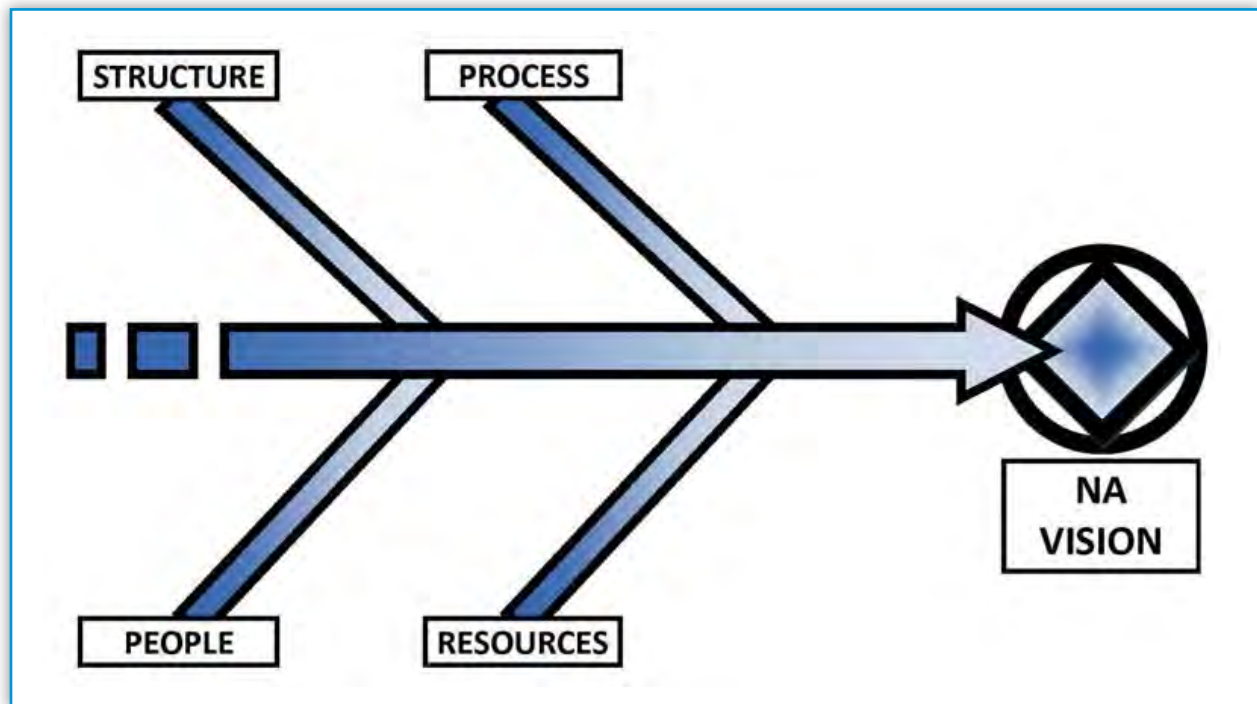
The four-year Service System Project was unanimously approved at the 2008 WSC, and affirmed to continue for the upcoming conference cycle at the 2010 WSC, with the intent of offering ideas to address our ongoing challenges in delivering services. The Service System Project Workgroup was formed after the 2008 conference and met four times between July 2010 and June 2011. At three of these meetings the workgroup met jointly with the World Board for a portion of their time. The June 2011 meeting was the twelfth and final gathering of the Service System Workgroup, although its members continued to participate in the project by email. We are presenting a new project plan to WSC 2012, as well as resolutions and straw polls in the 2012 *Conference Agenda Report*, with the intention of moving the project into its next phase.

One of the first things we realized when thinking about how to improve service delivery and overcome some of our perennial challenges (apathy, duplication of services, a focus on administrative details rather than actions, and so on) was that fine-tuning our existing system would not be sufficient. Instead, it would be necessary to take a holistic view of the service system and offer ideas for systemic change, not piecemeal modifications. We realized that an endeavor of this scope—of reimagining our services from such a “big picture” point of view—would require beginning at the level of principle. Accordingly, one of the initial tasks of the project was the creation of A Vision





for NA Service, which was adopted unanimously at the 2010 WSC. Our hope is that it will inspire all NA members and service bodies and provide a focus for their work to carry the NA message. We also discussed extensively some of the foundational aspects of an effective service system, such as the needs it is intended to meet, and how these can be achieved. In addition, we reviewed how other similar organizations work, along with relevant material gathered at fellowship workshops over the last ten years. Once we had organized and reviewed all these elements, we were able to begin forming specific approaches to address them. These efforts have been reported each step of the way in *NAWS News*, and also in the previous two editions of the *NAWS Annual Report*. A summary of all of that reporting is available at www.na.org/servicesystem.



Any successful service delivery system consists of four elements: structure, process, people, and resources. Each of these is connected to the others and forms an essential part of the complete system. The Service System Project addressed the structural component of the system first. WSC 2008 also charged the World Board with the task of offering options for revising the process of seating communities at the WSC, and it quickly became clear that ideas for WSC seating would have to work with any structural proposals offered by the Service System

Trend

(from the NAWS Environmental Scan)

Because the Service System Project necessitates local involvement to be implemented, we have an unprecedented need for effective communication.



Project. Accordingly, the workgroup also participated in the discussion of ideas for WSC seating, and a range of structural options, including ideas regarding WSC seating, were offered for discussion at WSC 2010.

Following discussion at WSC 2010 and the July 2010 meeting of the World Board, a report was released in August 2010 that detailed the board's proposals for possible changes to the service system. Following the release of that report, a rather unprecedented series of workshops were held in the United States. During September and October 2010, we held five Service System Workshops at the following locations: Dearborn, Michigan; Dallas (Grapevine), Texas; Oakland, California; Baltimore, Maryland; and Orlando, Florida. This is the first time since the inception of the World Board we have devoted so many workshops to one project but we knew that, given the nature of this project, we needed to make an extraordinary effort to communicate.

These workshops gave us a forum where we could explain the proposals, answer questions, and get input. The workshops were also designed to help attendees better understand the proposals in order to have informed discussions and workshops in their local communities. To this end, we made the session outlines, PowerPoint presentations, and other workshop materials available for use locally. Although it wasn't economically feasible to try to include international locations as part of this series of workshops, we were able to have some shorter sessions at the European Delegates Meeting in Israel, the Canadian Assembly in Ontario, the Latin American Zonal forum in Guatemala, regional conventions in Guadalajara and Honduras, and at regional service events in India, Sweden, and New Zealand. In addition to the events we were able to organize or attend, we also received input from workshops, groups, and members in ten countries outside the US.

Input submitted by the fellowship helped us to revise and rerelease the proposals in March 2011. In addition to the structural ideas, we added ideas about some of the most significant processes to the March 2011 version of the proposals report. We also provided some detailed examples of how implementing the proposals might look in different types of communities in different parts of the world. The concept of planning—which has been so useful for NA World Services over the past decade—has been consistently on our radar as an integral





part of how a successful service system will function at each level. These thoughts on planning are supported by other material we have produced during the current and previous conference cycles, such as the Area Planning Tool and *Planning Basics*.

We have also been able to produce some additional material on the roles of zones, as well as some ideas about how the literature distribution and fund flow processes could work in a revised system.

The project webpage at <http://www.na.org/servicesystem> continues to offer a complete range of material relevant to the project, most of which is also available in Spanish. If you haven't yet visited the service system webpage, we hope you will. In addition to the proposals report, the page also contains:

- A session outline and PowerPoint for workshops about the proposals
- A formatted version of A Vision for NA Service, adopted at WSC 2010, and a "healthy service system" handout
- A compilation of articles on the project from *NAWS News* and *The NA Way Magazine*
- A two-page essay giving the background of the project
- Previous proposal drafts, workshop material, and conference material

Despite our best efforts, our challenge continues to be how to engage and hear from our membership about the ideas in this project. It has been a slow process over the last four years getting the word out but we seem to have made some progress. Admittedly, some of the attention to the project has come from controversy, but that is not surprising given the broad nature of the changes being proposed and the passion of NA members about service.

Ultimately, no change is possible in Narcotics Anonymous without the support of NA members. And no structural change or ideas can be successful without addressing some age-old dilemmas in NA service such as member apathy, planning, trusted servant engagement and development, decision making (consensus), and delegation and accountability. We encourage you to look at the work that has already been done and to join us in creating something that will better help our members provide services, and to ultimately help us all to better serve our primary purpose.

"Living Clean: The Journey Continues"

One of the objectives of our strategic plan is to "make the NA message available and relevant to a widely diverse membership and potential membership." The Living Clean Project was designed as part of our continued effort to address this objective. The idea for a book about life in recovery was on the WSC Literature Committee's work list for many years prior to the restructuring of NAWS in 1998. The results of fellowship scanning, through literature surveys in 1999 and 2002, made it clear the time had come for this book.

The Living Clean Project, more than any we've taken on, called for the experience, strength, and hope of members from around the world. In our global fellowship it would be impossible for us all to meet in workshops, but technology is helping us come together to collect our experience. We began this project with an e-blasted survey, asking members a few simple questions about "turning



“Our disease involved much more than just using drugs, so our recovery must involve much more than simple abstinence.”

as a whole can truly be shaped by our collective experience and ideas. Input came from individuals, groups, and service committees. Suggestions ranged from word choices to topics that were missed in the draft, and the workgroup considered the input and offered revision suggestions. The approval form was completed and made available to the fellowship in April 2011, giving the fellowship one full year to consider the book for fellowship approval as called for in the project plan.

To date, more than 7,500 paper copies of the approval draft were ordered by members around the world. There were also 516 downloads of the approval draft between its initial publication in April 2011 and the release of the *Conference Agenda Report* in November, and then in the first month of publication online with the CAR, there were 4,428 downloads of the approval draft and an average of 1,000 copies each month since then. The vote regarding fellowship approval of the book will take place at the World Service Conference in April 2012. The book will appear as an addendum in the *Conference Agenda Report* and, as such, will be a part of old business at the WSC 2012. In the end, we believe all of these efforts to capture the voice of the fellowship resulted in a text that is almost magical. We hope to continue learning ways to improve our efforts to develop literature that captures the experience of our global fellowship and speaks to members in the spirit of “one addict helping another” the way no other literature can.

points” and challenges in recovery. From these responses, the overall categories emerged. The topics that recurred gave us a sense of what issues we struggle with as members and how we find a way through them. From here, the outline of the book evolved.

The workgroup, nine members with a diverse range of experience and cleantime, met twice during the 2010–2011 fiscal year. Between 1 October and 31 December 2010, the fellowship reviewed Chapters Six and Seven along with the Preface. There were 387 downloads of the draft material from our website during that period. Every download of the draft material represents a significant savings on the postage costs for mailing hard copies all over North America and worldwide.

What we’ve come to understand through the past few book projects, particularly as we collected ideas for “Living Clean”, is that the more we can get the fellowship involved in the early development of a text, the more the text



Fellowship Issue Discussions

Issue discussion topics (IDTs) offer an opportunity for a broad-based fellowship discussion on current recovery topics that affect our entire fellowship. These discussions help to make our communications more relevant and form an integral part of working toward achieving some of the objectives from our strategic plan.

In past conference cycles we have selected IDTs as a way to get members talking about particular issues and concerns, and as a vehicle for us to gather ideas and input from members about those topics. We have used some of this input to help in the development of new tools, such as the Building Strong Home Groups worksheet and some of the service pamphlets. The IDTs we chose for this cycle were a bit different from those of past cycles in that each was designed to introduce members to

new resources approved at the 2010 World Service Conference, rather than simply offer discussion on broader topics. These new materials are: A Vision for NA Service; *In Times of Illness, Revised*; IP #24, *Money Matters: Self-Support in NA*; and IP #28, *Funding NA Services*.

The decision to create a new piece of literature is part of a broader strategic planning process. To use *In Times of Illness* as an example, we had been hearing for many years at workshops and in fellowship communications about the challenges many members faced with medication. Along with the mem-

New Approaches for 2008–2010

6c. Update *In Times of Illness* with current feedback available.

The approach that suggested the revision of *In Times of Illness* was part of the 2008–2010 NAWS Strategic Plan. The project to go ahead with the revision was approved at the 2008 WSC. What we have done differently this cycle is to add a new phase to the process of literature creation by using the IDTs to introduce these new resources to the fellowship. Our hope is that the IDT material will raise awareness of these new resources, and help members to discuss them. Accordingly, we have created session profiles and PowerPoint presentations for each piece of material. They are posted online at <http://www.na.org/?ID=IDT-IDT>, published in *The NA Way Magazine*, and have been mailed to all conference participants.

Issue:

Relevance of Communication

OBJECTIVE 1: Update and deliver more contemporary key messages in NAWS communications to inspire action around current issues and to help members and other components of the service system apply NA principles locally.

Outcomes: By 2012

1.1. Through use of the IDT's, NA communities have events to increase awareness of key messages.

New Approaches for 2010-2012

(A) Link IDTs more closely to key messages for the cycle.

bership survey data indicating that we are growing older as a fellowship and are therefore more likely to encounter illness and the use of medication, it became apparent that there was a need for an updated piece of literature on the topic of illness and recovery.

Existing Approaches to be carried over into 2010-2012

- Publish *In Times of Illness* adopted by the conference and create a session profile to frame discussions for introduction to the fellowship.



The IDT materials were released late in this fiscal year, so we currently have received only minimal feedback about them. Comments, input, and ideas are all welcome and can be sent to world-board@na.org.

A Vision for NA Service

The creation of A Vision for NA Service came about as part of the Service System Project. It was unanimously approved at WSC 2010 and is intended to provide a touchstone and an inspiration for all NA service. The Vision IDT session gives members an opportunity to look closely at the various parts of the vision statement. By discussing how each of the bullet points in the vision applies to our own personal roles, and the roles of our groups and service bodies, we hope that we can focus on new ways of working to achieve the aims set out in the vision.

In Times of Illness, Revised

Also carried by unanimous consent at WSC 2010 was the motion to approve the revised *In Times of Illness*. The revised booklet was drafted using the original as a framework. Nothing was removed; things were only shifted and updated. Like the original, the revised *In Times of Illness* is divided into sections to assist the member who has a specific challenge. New sections in the booklet specifically address mental health issues, chronic illness, chronic pain, terminal illness, and supporting members with an illness.

The booklet also has updated and expanded material in the sections devoted to members informing healthcare professionals of their addiction, medication in recovery, and emergency care. All these are areas that we have received input about during fellowship discussions and communications in previous conference cycles.

The *In Times of Illness* IDT session provides members with an opportunity to look at each of the different sections of the revised booklet and discuss scenarios related to some of those sections. The discussion questions encourage members to draw on the source material and their own personal experience to discuss ways to approach illness, injury, medication, and supporting other members through the same challenges.

Trend

(from the NAWS Environmental Scan)

Drug use is increasing in both youth and the aging population.

Self-Support

IP #24, *Money Matters: Self-Support in NA*, and IP #28, *Funding NA Services*, replace our previous IPs *Self-Support: Principle and Practice* and “Hey, What’s the Basket For?” Our hope is that this new material will continue to raise awareness throughout the fellowship about the importance of self-support. As we have discussed elsewhere in this report and in several other publications, we face challenges



related to funding at every level of service. NAWS has been affected by the global economic crisis, and issues about lack of financial support and a lack of financial accountability were some of the most frequently reported challenges from regions at the 2010 WSC. We hope these profiles will help us to move toward the ideal of being self-supporting through our own contributions.

We developed two separate IDT sessions for self-support. One of the sessions is a simpler discussion of the principles of self-support, including how we each participate individually and why it is so important to our groups and services. The second session offers a more in-depth look at the contents of the self-support pamphlets, helping members become familiar with what they have to offer regarding the principles of self-support. We offer both session outlines so that workshop organizers can choose the session that seems more appropriate for their members, given the level of complexity and the time available.

Literature Survey


We use various tools for gathering information as part of our internal environmental scan. The NAWS Literature Survey is a tool that is especially helpful in guiding our decisions regarding the strategic plan literature objectives. We have surveyed the fellowship about literature several times in the past, and as the Living Clean Project came to a close, it seemed like a good time for another survey to help identify the top literature priorities for coming conference cycles.

Summary of 2010 Literature Survey

This literature survey was available to the fellowship from October 2010 through April 2011, and could be filled out and submitted online or printed and completed by hand to be sent to NAWS by mail. Paper copies were also distributed at various NA events that NAWS attended during that time period. Additionally, paper copies of the survey were widely distributed throughout the Iran Region; hence the high number of responses from members there. Worldwide, we received a total of 10,921 survey responses, which is a higher number than we've received for any survey we've distributed in the past. We had only received just over 1,000 responses from the US by the original deadline date. By extending the deadline by a month, and appealing by eblast to over 80,000 addresses, we were able to more than double the number of US responses. More than 70 percent of the total responses came from members in Iran.

Objective 7

Make the NA message available and relevant to a widely diverse membership and potential membership, meeting both the targeted and mainstream literature needs of the fellowship.

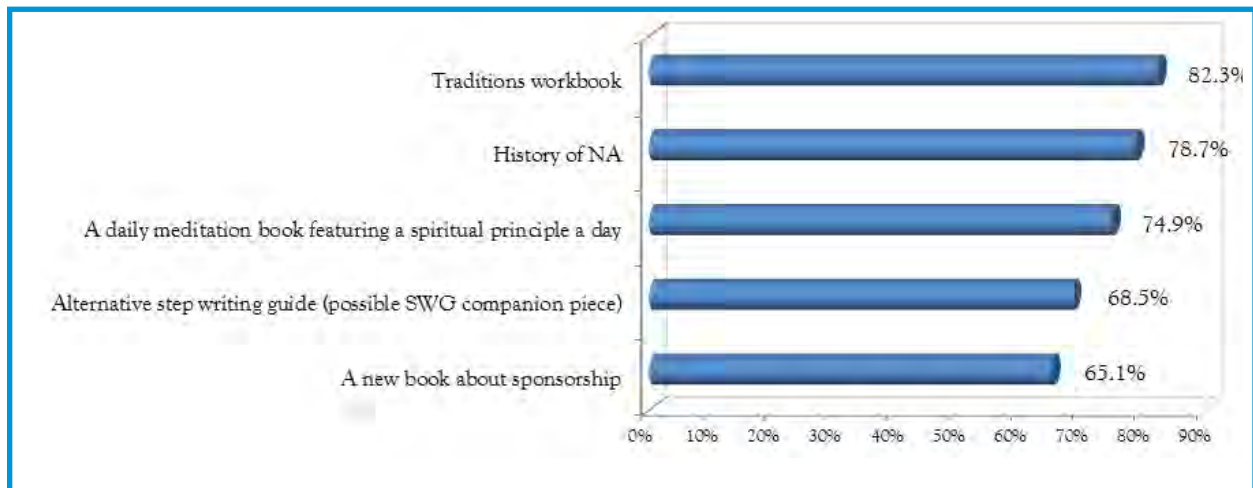




Members were asked about specific topics for four different types of literature: book-length pieces, revisions to existing book-length pieces, booklets, and IPs. For each possible literature item, we asked members to indicate whether the piece was very much needed; needed but not a priority; not needed; or no opinion/don't know. To create the list of possible ideas for each category, we simply reviewed the various literature suggestions and ideas that we have received since our previous literature surveys, which took place prior to the Basic Text Project. We also asked open-ended questions to solicit ideas that weren't listed.

The charts that follow offer a simple comparison of the results in each of the various categories. They show the combined "very much needed" and "needed but not a priority" answers as a percentage of the total responses for each item. The percentages for each item are calculated by the number of responses received for that item, rather than by the total number of surveys received. Due to the fact that members in Iran accounted for such a large portion of the total responses, in cases where the non-Iran responses vary by ten percentage points or more, we have made note of that variance. In most cases, however, the combined totals for worldwide responses don't vary much from the Iran totals.

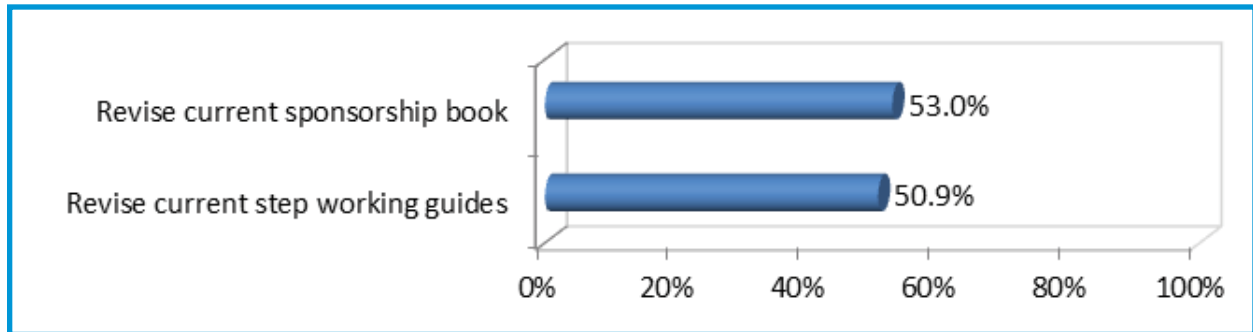
Book-Length Pieces



For book-length pieces, the percentages of positive responses (both "needed" and "needed but not a priority") can be seen in descending order in the chart above. There were two instances of significant variance between Iran responses and those from other parts of the world. The 68.5% figure for an alternative step working guide (which may be a companion piece for those who have worked through the existing SWG) is a combination of 51% positive non-Iranian responses and 76.8% positive Iranian responses. Similarly, the worldwide total for a new sponsorship book comes from the 48.1% positive non-Iranian responses and the 73.3% positive Iranian responses.

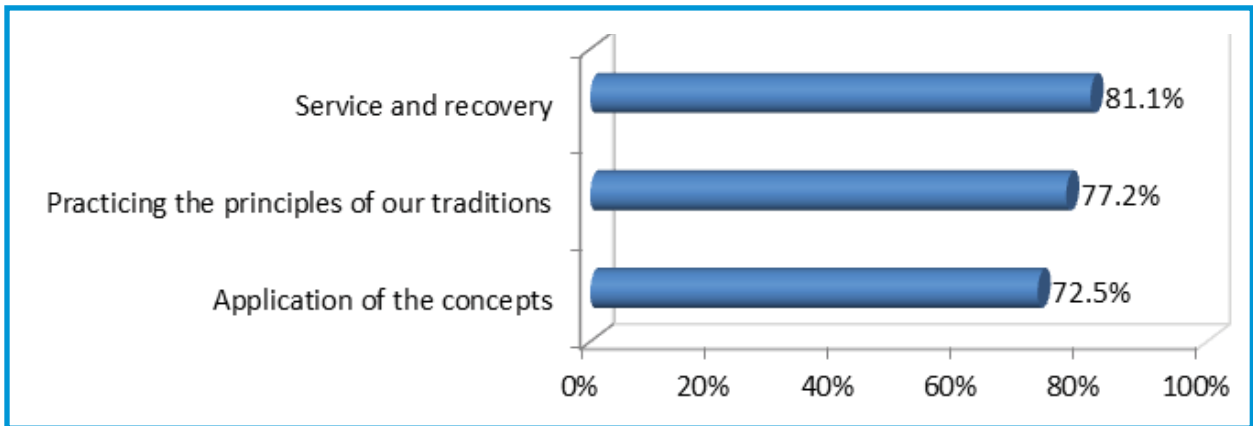


Book Revisions



There was no significant variance in the responses to the possibility of revising existing books, *Sponsorship* or *The Narcotics Anonymous Step Working Guides*. The idea for revising the *Sponsorship* book was favorable to 53% of the respondents, and 50.9% were in favor of a revision to the *Step Working Guides*.

Booklets

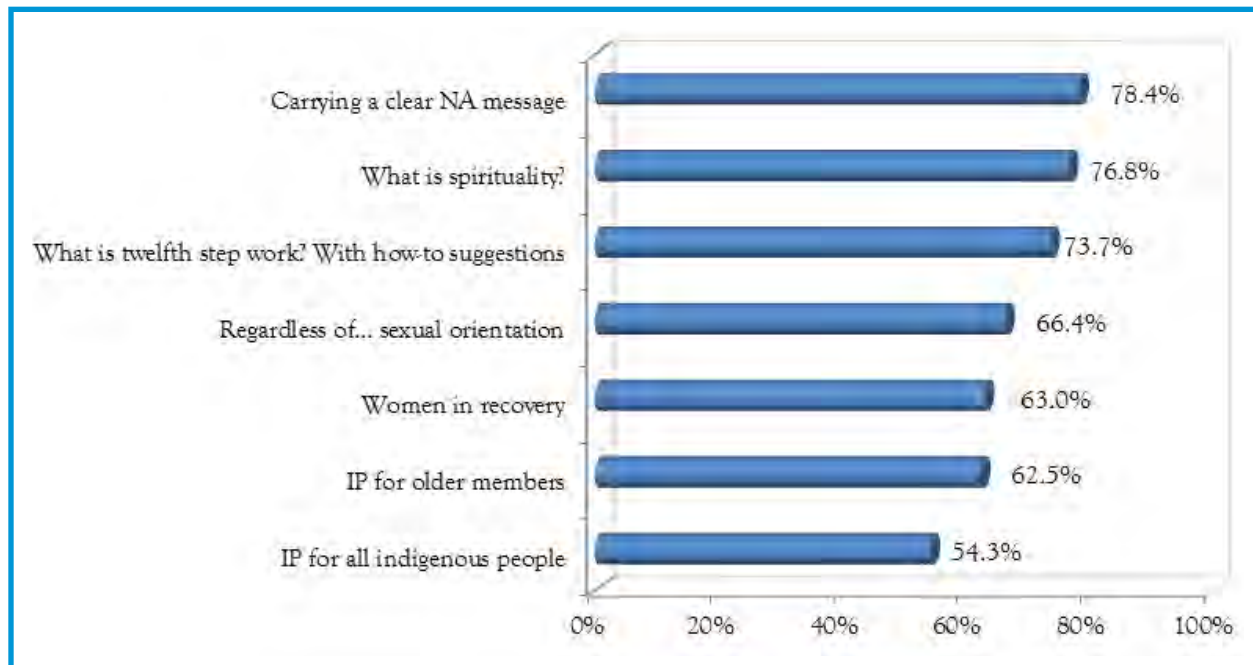


None of the booklet ideas generated a significant variance in the responses either. Because more than four out of five respondents—81.1%—think the topic of “Service and recovery” is needed, one possibility that has been considered is the idea of trying to include that topic in a project plan for a traditions workbook. Rankings for booklets on “Practicing the principles of our traditions” and “Application of the concepts” were 77.2% and 72.5% respectively.





Informational Pamphlets



We have received quite a few suggestions for new IPs over the years, so there was a great deal to choose from here. More than 55% of total Iranian respondents did not respond to the “women in recovery” idea, as opposed to an average “no response” total of about 9% for all other IP ideas. Only two of the seven IP ideas generated more than a ten-point variance between Iranian and non-Iranian responses. One IP idea that showed variance was the “IP for all indigenous people,” which surveyed at 57.7% in Iran, 46.8% outside Iran for a combined total of 54.3% worldwide. The other variance was for the “Regardless of... sexual orientation” IP, which received 71.2% positive response in Iran and 55.7% percent response outside Iran for an overall positive response of 66.4%.

What Does it all Mean?

The purpose of conducting a literature survey is simply to gauge the general sense of the fellowship with regard to a variety of literature ideas. As always, our capacity for undertaking new literature projects depends greatly on the many other priorities of serving the fellowship, so unfortunately some of these ideas will have to wait. Especially in recent years, the resources have become increasingly scarce.

Nevertheless, one item we have included in the 2012 project plans is to begin the process of development for some type of traditions workbook or guide. The 2010 World Service Conference directed NAWS to develop a project plan for a traditions working guide to be presented at the 2012 WSC, and indeed, the idea for such a book ranks highly in the literature survey results. The rest of the results will inform our future literature development plans as resources become available. As we often say, “More will be revealed.”

Narcotics Anonymous
has universal recognition
and respect as a viable
program of recovery...

Fellowship Development

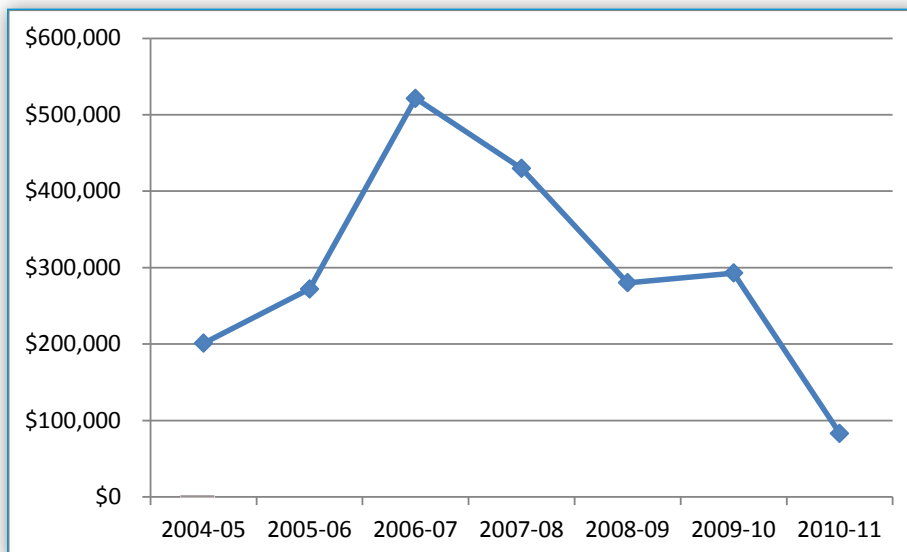
The work we do at NA World Services is simply an extension of our fellowshipwide efforts to further our primary purpose and bring A Vision for NA Service closer to becoming a reality. This section of the annual report describes some of the travel we do to provide direct support to NA communities in assisting them to reach addicts seeking recovery. These efforts can range from a large-scale workshop in an established community focused on a range of service topics, to helping to establish the basic building blocks of recovery and service in an emerging NA community.

The 2010 NAWS Strategic Plan contains a number of objectives that directly affect the task of fellowship development. A few of these include: presenting and discussing ideas for a more effective service system, helping to build and sustain all NA communities, and providing guidance and support on philosophical issues that challenge NA communities.

NAWS Workshops around the World

Although financial realities continue to affect the amount of travel we're able to do in support of these fellowship development efforts, we remain committed to working with as many communities as possible, while also trying to use our resources as effectively and as equitably as possible.

NAWS Workshop Expenses 2004-2011



As illustrated by environmental scan data, expenditures this fiscal year for direct fellowship interaction were lower than they've been in the past decade. At the same time, some of the most relevant trends identified in the scan were the growth of our membership, particularly outside of the US.



Trend

(from the NAWS Environmental Scan)

We are currently in a global economic crisis, and the world's economies are increasingly interconnected.

During the 2010–2011 fiscal year, we participated in six zonal forums, fifteen area or regional conventions and workshops, and two meetings of the California Twelve Step Advisory Board. We worked with NA communities in Central America, India, Europe, the Middle East, the Asia Pacific geographic region, and across North America. Due to our financial reality and taking into account the Service System Workshops, we attended fewer US zonal meetings than usual. We expect to see this number increase in the 2011–2012 fiscal year as we take the opportunity

to interact with large groups of US regional delegates at zonal CAR workshops. We also remain committed to attending meetings of each of the four zonal forums outside the US, as we believe they present an invaluable opportunity to interact with numbers of delegates from communities that we might otherwise never meet.

Wherever possible we continue to try to consolidate multiple events into single trips. One example of this was our attendance at the International Society of Addiction Medicine in Rome, which we combined with holding a planning and PR workshop for the Italian NA community. Another example is our work to keep the literature distribution center in Bangalore stable, which requires periodic site visits that we try to plan to coincide with local fellowship events in an effort to further the development of NA in India. We are working to increase the amount of literature we produce locally to reduce costs and improve availability. The Bangalore center is an increasingly efficient center from which to deliver literature into the hands of addicts in India and throughout South Asia.

In place of the worldwide workshops budgeted for the 2010–2012 cycle, we held five weekend-long workshops across the US over the course of six weeks. In addition to these US-based events, we also devoted part of many of our non-US trips to sessions on the project. The segment on the Service System Project in the Conference Projects section of this report offers more detail.

The Meeting Growth Trend graph that follows is also part of our environmental scan data and is one many members involved in service have seen before. We collect reliable meeting number information through regional reports before each WSC and only update this information every two years. The information in our database is grossly inaccurate. We use this type of regional report information to see where NA is growing, where it is not, and to discuss underlying reasons and how NAWS might help. This data looks great with an overall climb in the number of NA meetings. And indeed, we have come a long, long way.

Trend

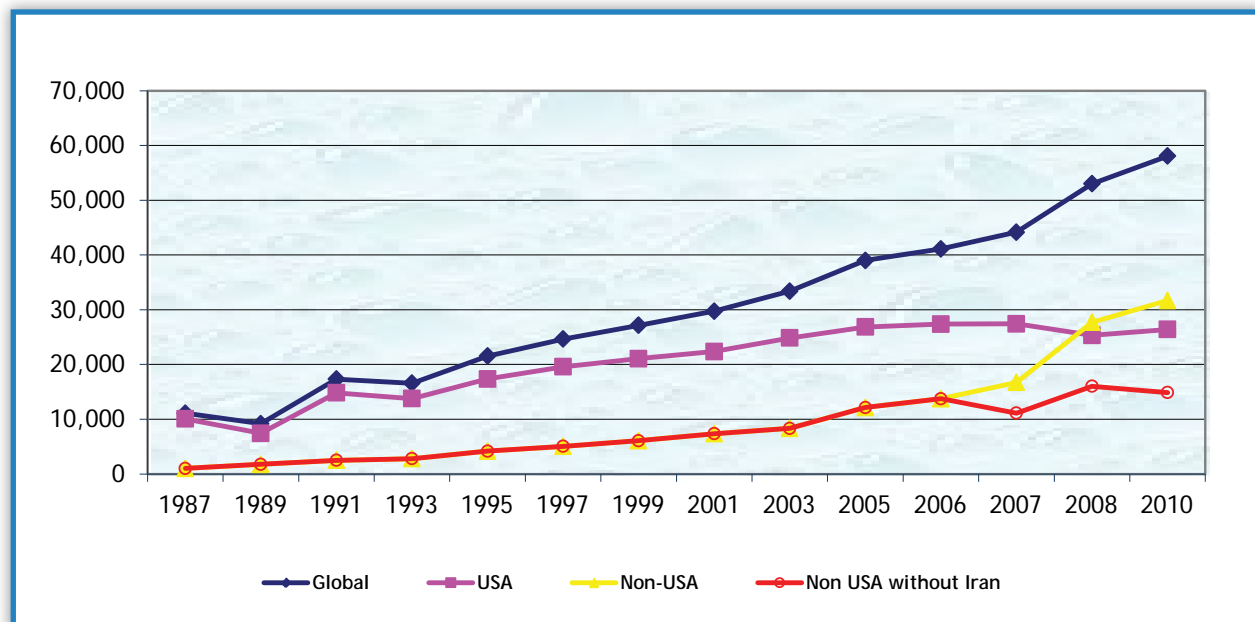
(from the NAWS Environmental Scan)

There is a growing demand for NA in countries where there is no established recovering population to speak of.



If you consider the trends for the US and non-US without Iran, particularly from 2005 to 2010, the picture looks much different. While meeting counts alone do not give a total picture of NA, these two lines show that most of the world outside of Iran still has a lot to do to reach the still-suffering addict. We believe fellowship development is directly related to the availability of NA literature in the local language as well as public relation efforts. We have also approached the Service System Project as being directly related to fellowship development, particularly in more developed NA communities like the US. Having a common vision for all of our service efforts is a great first step in working collectively towards a common goal.

Meeting Growth Trend





Public Relations Statement

Why Public Relations Is Important to the NA Member

The Narcotics Anonymous message is “that an addict, any addict, can stop using drugs, lose the desire to use and find a new way to live.” Our relations with the public enable us to share this message broadly so that those who might benefit from our program of recovery can find us. We perform public relations service to increase the awareness and credibility of the NA program. We share our message openly with the public at large, with prospective members, and with professionals. Maintaining an open, attractive attitude in these efforts helps us to create and improve relationships with those outside the fellowship. Establishing and maintaining a commitment to these relationships, can help us to further our primary purpose.

The spiritual principles of our steps, traditions, and concepts guide us in pursuing our public relations aims and our efforts to enhance NA's public image and reputation. These principles apply to our community and service efforts as well as to the personal behavior and attitude of individual NA members.

Informing Professionals and the Public

Narcotics Anonymous is a global, community-based organization with a multi-lingual and multicultural membership. NA was founded in 1953, and our membership growth was minimal during our initial twenty years as an organization. Since the publication of our Basic Text in 1983, the number of members and meetings has increased dramatically. Today*, NA members hold more than 58,000 meetings weekly in 131 countries. We offer recovery from the effects of addiction through working a twelve-step program, including regular attendance at group meetings. The group atmosphere provides help from peers and offers an ongoing support network for addicts who wish to pursue and maintain a drug-free lifestyle.

Our name, Narcotics Anonymous, is not meant to imply a focus on any particular drug; NA's approach makes no distinction between drugs including alcohol. Membership is free, and we have no affiliation with any organizations outside of NA including governments, religions, law enforcement groups, or medical and psychiatric associations.

Through all of our service efforts and our cooperation with others seeking to help addicts, we strive to reach a day when every addict in the world has an opportunity to experience our message of recovery in his or her own language and culture.

*As of May 2010.

Public Relations

For the second fiscal year in a row, NAWS public relations efforts have been dramatically reduced, as indicated in the travel table from the previous section of this report. Meanwhile, the United Nations 2010 Drug Report indicated that the US and Canada have seen an increase of problem drug users who abuse synthetic opioids/prescription medicine, while Europe continues to see heroin as the drug of choice. The need for Narcotics Anonymous to be seen as a stable, accessible, and reliable recovery option worldwide remains.

Other information from our environmental scan also demonstrates this need for NA to remain visible and interact with treatment and healthcare professionals. Funding for treatment is often linked to drug replacement therapy, particularly in countries that have government-sponsored healthcare. NA World Services was able to attend two healthcare conferences in this fiscal year—the International Society of Addiction Medicine (ISAM) and the American Society of Addiction Medicine (ASAM). Our attendance at the ASAM conference, which we last attended four years ago, validated our need to maintain a presence. Pharmaceutical companies constituted 90 percent of the exhibitors, and many physicians stopped by the Narcotics Anonymous booth to express their gratitude for our presence at the conference—contacts and information

for abstinence-based recovery options had been lacking. At both of these conferences we were able to offer physicians the updated *In Times of Illness*, which was widely distributed and well received. Physicians from Israel said it was “revolutionary” that this booklet addresses mental health and chronic pain/illness. This reaffirms our need to remain consistent with informing medical professionals as well as government agencies that Narcotics Anonymous is a viable abstinence-based community resource for recovering addicts.

Public relations service work is not confined solely to government, healthcare, and treatment. PR is also a valuable service with drug courts, both because of the number of potential mem-

Trend

(from the NAWS Environmental Scan)

There is a growing perception that addiction is treatable through medication—and that NA is not a resource for those on medication.



Drug courts continue to proliferate and they are a major initiative that is in line with our philosophy—that any addict can recover and should be given the opportunity to do so.



bers they refer to meetings and because they continue to proliferate and create new initiatives, such as veterans and reentry courts. As of 2010, in the US there were approximately 2,316 active drug court programs, 31 US reentry drug courts, and 62 veterans drug courts. Additionally, the National Drug Court Institute figures indicate that 15 other countries use some form of drug court model. Research has demonstrated the efficacy of the drug court model and its cost-effectiveness in lieu of incarceration. NAWs continues to attend their annual drug court conference to build cooperative relationships with these professionals and to learn of troublesome areas with potential member referrals. We also hosted a professional panel at WCNA 34 with drug court judges in an effort to improve cooperation between our members and that referral stream for members.

We also need effective public relations efforts with professionals in criminal justice, which encompasses the incarcerated addict and those on parole or probation. This year we saw an increase in literature purchases from institutions, and we had the opportunity to attend the Twelve-Step Advisory Committee in California, which had previously been held in abeyance. Through member efforts from the Advisory Committee and an established cooperative relationship with the Director for Rehabilitative Services for the State of California prison system, WCNA members participated in a history-making Unity Day call. All 33 correctional institutions in California were on the call (see table), meaning that more than 8,000 incarcerated addicts were able to hear the message of recovery shared at WCNA 34. Finally, NAWs also offered a criminal justice panel at WCNA 34 with criminal justice directors from California and Texas, the states that house the most inmates in the US, in an effort to help members in attendance build better cooperative relationships.

California Institutions on WCNA 34 Unity Day Call:

1. Avenal State
2. California Institution for Women, Corona
3. Deuel Vocational, Tracy
4. North Kern State, Delano
5. CSP Solano
6. Calipatria State
7. California Men's Colony, San Luis Obispo
8. Folsom State
9. Pelican Bay State
10. CSP San Quentin
11. California Correctional Center, Susanville
12. California Medical Facility, Vacaville
13. High Desert State
14. Pleasant Valley State
15. Salinas Valley State
16. California Correctional Institution, Tehachapi
17. CSP Corcoran
18. Ironwood State
19. RJ Donovan Correctional
20. Valley State Women's
21. Central Cal Women's
22. CRC Norco
23. Kern Valley State
24. CSP Sacramento
25. Wasco State
26. Centinela State
27. CTF Soledad
28. California State, LA County
29. California Substance Abuse Treatment Facility, Corcoran
30. California Institution for Men, Chino
31. Chuckawalla Valley State
32. Mule Creek State, Lone
33. Sierra Conservation Center



To support trusted servants in our fellowship who provide services to incarcerated addicts, we have resources such as *H&I Basics* and the *Public Relations Handbook*, chapter six, “Criminal Justice.” For incarcerated addicts we produce *Reaching Out*, a publication that has been evolving based on suggestions from a workgroup and supported by the board. Our environmental scan reported that online subscriptions went from 1,354 to 5,221 and paper copies by mail went from 9,515 to 11,482. This booklet is a resource that can be used in public relations work; professionals are able to read that members who heard the NA message of recovery “on the inside” are staying clean and becoming productive members on the outside.

Member Survey— Cooperative Venture

NA World Services was approached at the International Society of Addiction Medicine in October 2010 by a researcher/physician who expressed an interest in conducting a survey of NA members. His survey tool mirrored the NAWS Membership Survey in some ways, but he wanted members at the group level to participate as there was a greater range of cleantime—one day to decades. This opportunity for a cooperative venture was supported by the World Board. Surveys were made available to members in groups in Los Angeles and the San Fernando Valley of California, in Philadelphia, Pennsylvania, and in various groups within the Florida Region, for anonymous completion on a completely voluntary basis. The results of this survey are currently being tabulated and analyzed, and we expect to receive a report from the researcher in 2012. This researcher’s aim is to present his findings at professional peer conferences to inform physicians about NA; our hope is to learn more about ourselves—areas where we may be doing well and areas where improvement may be needed.

At least two trends from the environmental scan seem to clearly illustrate that NA needs to continue with public relations. One of those trends is the growing attitude that addiction is treatable through medication. Another is the fact that the demographic of the addict is changing (older, more established professionals as well as younger addicts). In light of these trends, it’s important that we continue to cooperate with professionals to help change attitudes about NA and to remain visible and present at international, national, and geographic conferences for those professionals who work with addicts and refer them to NA.



Every NA member,
inspired by the gift of
recovery, experiences
spiritual growth and
fulfillment through service.

Essential Ongoing Services

Just as fellowship development happens in the course of most of NAWS' efforts, direct services to the fellowship are provided by every team at NAWS. While much of our conference-related work is cyclical in nature, revolving around the timeline of our biennial World Service Conference, a great deal of our work at NA World Services is steady and ongoing. These services exist to meet some of the essential needs of our fellowship on a routine basis.

Fellowship Services

Often, the most direct interaction between members around the world and NA World Services happens through the Fellowship Services Team. The following statistics illustrate just a few of the services this team provides the fellowship. During the 2010–2011 fiscal year, this team:

- ❖ compiled and distributed over 400 group starter kits (over 50 of those to institutional NA groups);
- ❖ responded to almost 4,900 H&I requests, with literature and information about NA;
- ❖ sent out over 800 NA books to incarcerated addicts;
- ❖ answered more than 6,700 telephone inquiries;
- ❖ responded to over 5,000 emails and letters;
- ❖ responded to 350 miscellaneous requests; and
- ❖ provided WSO tours to over 200 visiting members;
- ❖ for a total of nearly 18,000 communications!

Even with all of this activity, we also know that as members become aware of the variety of resources available online at na.org, many find answers to their questions without needing to contact us. Already available online are NA handbooks, service pamphlets, bulletins, recovery literature, an area containing locally developed resources, and many other resources meant to provide members with useful information. There are ways for new and existing groups and committees to register or update their information online, or for members to manage their subscriptions to reports and periodicals. The locally developed resources area also





gives members the chance to share their tools and solutions with one another. We encourage areas and regions to send their local resources (training and orientation materials, minutes, guidelines, etc.) to Fellowship Services so that they may be made available to other service committees.

Locally-developed resource area:

www.na.org/?ID=local_resource_area

Over this past year, we have also seen an increase in requests for free literature from NA groups and members, and from incarcerated addicts. This may be due to either economic circumstances or increased awareness that NA World Services can be a resource, or some combination of these two factors. In any case, typically we are able to respond to these requests and meet the immediate need for literature. We are pleased that we currently have the resources to respond to as many requests as we do. On the subject of resources, the Fellowship Services Team is one of the segments of NAWS that has seen a substantial reduction in force over the last year. This reduction challenges us to find ways to increase our efficiency, while also maintaining our effectiveness. We continue to look for those opportunities.

Group and Committee Updates

We partner with local service bodies to ensure that we have the most up-to-date information for groups and service committees. Local web contacts at areas and regions have the ability to log in and provide updates to our database. Here are some figures for group/ASC/RSC information updates in the NAWS database over the last year, a shared responsibility between NAWS staff and local trusted servants:

	Groups	ASC/RSC	New ASC/RSC	Total
NAWS Staff	2,574	437	12	3,023
Web Contact	3,298	455	N/A	3,753
Total	5,872	892	12	6,776

As these numbers indicate, local trusted servants and NAWS are working together quite well in keeping database information as accurate and up-to-date as possible. For the first time, local trusted servant input has exceeded NAWS staff. Staff members still double-check entries to ensure that there are no major errors, but web contacts add a considerable level of speed and reliability to the group/service committee update process.


Fellowship Publications

During this and the previous fiscal year, as a part of our broader financial review, we closely scrutinized each publication to consider ways to more affordably meet the needs of our fellowship. While *The NA Way Magazine* and *Reaching Out* are effective communication tools and free distribution is a valuable service for our members, they require considerable resources. Therefore, two major changes were implemented for *NA Way Magazine* subscriptions, and we are working to more effectively utilize *Reaching Out*. A third periodical, *NAWS News*, is published following each World Board meeting, providing updates to World Service Conference participants and other interested NA members.

Reaching Out, published quarterly, is designed to help incarcerated addicts connect to the NA program and to enhance H&I efforts. As our literature says, “The therapeutic value of one addict helping another is without parallel.” *Reaching Out* is an example of the NA message of recovery uniting our members across the boundaries of age, race, gender, and socioeconomic status. There are two sections. “From the Inside” is filled with letters from incarcerated addicts sharing their experience, strength, and hope as they find and maintain recovery from addiction through NA.

In the second section, “From the Outside,” NA members on the outside and Hospitals & Institutions subcommittees have a chance to offer their experience, strength, and hope. Many of these letters come from members who are deeply committed to carrying the NA message of recovery to addicts who are unable to attend regular meetings. You may also find personal experience from those members who heard the NA message on the inside and are now living and enjoying life on the outside. We recognize the value of stories from members who got clean while institutionalized, and have stayed clean on the outside. This not only provides encouragement for those on the inside; it also demonstrates to professionals working with addicts that NA is an effective recovery program.

Reaching Out has been a resource for NA members since 1986. During this fiscal year, we learned members in Brazil formed a committee specifically to translate each issue of *Reaching Out* into Portuguese. We are excited that our dedicated members around the world continue to breathe new life into a resource that has been available for many years. Single-copy subscriptions are available at no charge to members who will be incarcerated or institutionalized for six months or more, and free multiple-copy subscriptions are provided to each area service committee for use in their H&I efforts. A paid, multiple-copy subscription (20 copies per issue) is also available. Since making this available by





e-subscription and download, we have been able to almost double our distribution of this publication. Thank you for helping us carry our message of hope!

The NA Way Magazine is NA's quarterly journal of recovery and service information, recovery-related entertainment, and current issues and events. We continue to utilize *The NA Way Magazine* to update the fellowship on projects and concerns, and to provide information regarding NAWS events and new products and literature. The magazine is published in English, Farsi, French, German, Portuguese, Russian, and Spanish. In 2010, local NA members in Japan began translating the magazine to Japanese, with translations and typesetting costs provided by the Japan Region. NA members from 22 countries submitted material expressing their recovery experience, and event information for 37 countries was included in the calendar section of the magazine.

During 2010, we focused on increasing electronic subscriptions and decreasing print subscriptions. In accordance with a WSC 2010 motion, we discontinued automatic distribution to all registered groups, service bodies, and trusted servants. In addition, we purged the print subscriptions database and encouraged interested readers to resubscribe—preferably for the electronic version. This move decreased print subscriptions to 6,575 per issue, which resulted in a substantial savings over the course of the fiscal year. To encourage and provide incentives for e-subscribers, we continued to enhance the electronic *NA Way* by including additional articles, images, and active links to related content. In this effort, each issue contained in excess of 25 links and an average of three additional features. This allowed us to include an article series on the development of the NArkoslavia Region, photo collages, and the newly introduced cover poster, which features the cover artwork and a complementary NA literature quotation. As a result, electronic subscriptions continued to increase to more than 15,000 at the close of the fiscal year.

NAWS News is a quarterly publication distributed after each meeting of the World Board. Because it includes relevant updates on various NAWS activities, this publication represents one of the best opportunities members have to stay up-to-date on our work. We have continued to try to improve its effectiveness as a communication tool both by encouraging e-subscriptions and trying to make the information as accessible as possible. In recent years we have made the front page of each issue into a bulleted list highlighting the information inside. Because this front page can be easily emailed or photocopied and distributed at service committee meetings and home groups, our hope is that it reaches much farther and helps increase awareness and involvement among NA members at all levels. More than 10,000 individuals currently have e-subscriptions, with over 8,000 monthly downloads from our site.

Sign up for electronic subscriptions:

www.na.org/subscribe



Reports

A *Guide to World Services in NA* describes the World Service Conference as, "...the one time and place where all of our world services come together... Every two years, regional delegates, the members of the World Board, and the executive director of the World Service Office meet to discuss questions of significance to the Fellowship." To accomplish its work, the WSC requires significant preparatory materials. To that end, the *Conference Agenda Report* (CAR) is published and distributed (in English) a minimum of 150 days prior to the WSC. Translated versions follow and are sent out a minimum of 120 days prior to the WSC. The CAR presents information and proposals on issues that will be discussed at the conference. The CAR helps regional delegates to share this information with members in their NA communities and to prepare for the conference.

As the conference draws nearer, the *Conference Report* is published. It includes status reports on conference projects, proposals for new work, a list of nominees for conference positions (board, cofacilitators, and Human Resources Panel), details about the conference schedule, and regional reports submitted by the regional delegates. Other material such as zonal forum reports or articles submitted by delegates may also be included. The *Conference Report* informs NAWS and NA regions of successes and challenges throughout the fellowship. These reports are mailed to each voting conference participant, each RD alternate, and the mailing address of each region. Both the *Conference Agenda Report* and the *Conference Report* are also published online at www.na.org/conference.





Overview of Translations

Languages spoken in NA: 72

Recent additions:

- Pashto (Afghanistan)
- Inuktitut
- Macedonian
- Malayalam (Kerala, India)



We have 41 languages published!

Active language groups: 57

(LTCs are working on projects)

Newly active language groups: 7

Korean, Vietnamese, Punjabi, Swahili, Serbian, Macedonian, Papiamentu



Update on last year's LTC wish list items

Basic Text Fifth Edition

- Bulgarian and Polish: going to print
- Chinese: still in progress
- Greek and Hungarian: proofreading stages
- Maltese: beginning stages
- Croatian: draft submitted

Basic Text Sixth Edition

- Nepalese: "Our Program" draft being used and reviewed in meetings
- Norwegian: Published Fifth Edition BT under review, personal stories in proofreading
- Brazilian, Finnish, French, and Portuguese: still in progress
- Hebrew: to be started soon

Translations

Recovery literature is one of the six key result areas currently outlined in our strategic plan. The two objectives identified under this heading, in short, address the need to have a diverse range of literature resources available for anyone seeking recovery and the need to be more effective in how we develop and distribute our literature. Translations has always been a critical concern in achieving these objectives, as many of the places where NA is growing most quickly or is in the greatest demand also happen to be places for which we have few or no translated literature items in the primary spoken language.

In our environmental scan, we strive to monitor the health of our translations efforts by comparing past activity to recent activity. Translations work represents a partnership between all of the active local translations committees (LTCs) and NA World Services, and so for our efforts to be most successful requires a balance between the work that is done locally and what is done at NA World Services. With declining resources here at NA World Services, our ability to provide adequate support to local translations committees in recent years has been diminished, but we continue to do the best we can. We are rapidly approaching a total of 750 translated literature items across all languages, which we believe goes a long way in helping to fulfill our vision that "every addict in the world has the chance to experience our message in his or her own language and culture and find the opportunity for a new way of life."

¡Olé! ¡Olé, olé, olé!

Our first published translated version of the Sixth Edition Basic Text, is the Spanish Texto Básico, sexta edición.



Nearly as soon as the Sixth Edition Basic Text was unanimously approved at the 2008 WSC, the Spanish translation began. The final product was not completely finished until fall of 2010. Aside from the translation of the new stories in “Our Members Share,” our longtime translator asked for and received permission from the language community to do a light edit of the first ten chapters since she herself had grown as a member in those 20 years since the Spanish Basic Text had been published and felt the translation could be improved. And so it was.

During the process, we discovered that the new conceptual index would be difficult due to issues related to verb conjugation, singular/plural declension, and gender representation in the Spanish language, which would also surely be the case for other languages to follow. We needed to develop a leaner and still highly effective index usable for translated versions of the Basic Text. This was a tedious task—hence the reality of a two-year translation process—but the end result has been very well received throughout Spanish-speaking communities.

When the Sixth Edition Basic Text was approved, the page numbering for quotes listed in the *Just for Today* meditation book was changed. The Spanish Sixth Edition prompted the same process for the Spanish *JFT*, resulting in an updated version, which will be available soon.

At the time of this writing, the Swedish Basic Text Sixth Edition is also nearly ready to be

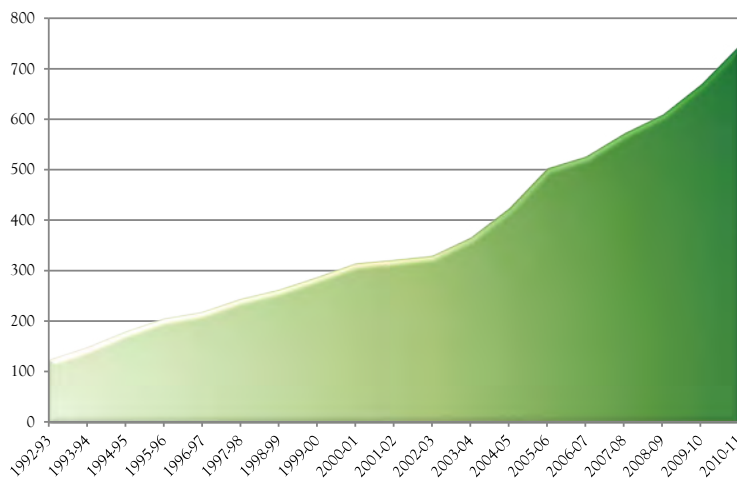
printed. Our experience with the Spanish Basic Text enabled us to move much more quickly with the Swedish. The first ten chapters of the published Swedish Fifth Edition were given a light edit as well.

Other highly anticipated book translations were completed in this fiscal year, including Hindi Basic Text Fifth Edition, Italian and Danish *JFT*, Hebrew *Step Working Guides*, and Hindi and Japanese *It Works: How and Why*.

NAWS Translated Literature Totals by Fiscal Year 1993-2011

Year	Total	% Change from prior
1992-93	125	
1993-94	150	20%
1994-95	181	21%
1995-96	207	14%
1996-97	220	6%
1997-98	246	12%
1998-99	264	7%
1999-00	289	9%
2000-01	316	9%
2001-02	323	2%
2002-03	331	2%
2003-04	367	11%
2004-05	425	16%
2005-06	504	19%
2006-07	527	5%
2007-08	573	9%
2008-09	610	6%
2009-10	670	10%
2010-11	747	11%

Translated Titles Published each year





Meeting communities' needs . . .

... at the Asia Pacific Forum

NA World Services attended the 2011 Asia Pacific Forum meeting in Bahrain and facilitated a variety of workshop sessions: “Principles and Personalities,” “Unity and the Fifth Tradition,” “Paying our Way—Funding NA Services,” and a session on strategic planning. Translations still feature prominently in community reports to the APF; the ever-increasing needs in that community will keep us busy for many years to come.

... Supporting FD workshops and trips

Recently, the Asia Pacific Forum sent representatives from the Philippines on fellowship development visits to hold workshops in Malaysia and Bangladesh. NAWS provided some literature and materials for this APF visit and helped with session planning.

In October 2010, NAWS facilitated a weekend-long series of workshops in Siliguri, West Bengal, India, for the Northeast Regional Forum (NERF), a WSC-seated region. NERF is composed of isolated states in the far eastern provinces of India, which have experienced armed political strife for many years. The city of Siliguri was chosen due to its proximity to the NERF boundaries and for the relative calm for which it is noted. As part of this series of workshops, we facilitated a translations-focused session. At this event were members from several communities with differing language needs, including Manipuri, Bhutanese, and Nepali. In this interactive workshop, we explored the translations process, from the beginning, which entails local translation of IP #1 and the recovery glossary, culminating in the publication of copyright-protected NA literature. This workshop addressed the idea of conceptual fidelity, which is discussed in detail in *Translations Basics*. In short: it calls for the endeavor to translate an idea that is consistent with the original NA meaning of a word or phrase, but not necessarily a word-for-word rendering, which can make the translation awkward and harder to follow. Finally, we discussed the benefits of having NA literature translations published, rather than prolonging draft use. Benefits range from greater access to our message for potential members to the ability to use the material for PR efforts, and copyright protection of our message. In all, this was a very worthy and needed effort for the communities attending.

... and supporting LTCs and their projects

Internet-based conference calls provide a free or low-cost way to evaluate and adapt LTC work processes and work plans; we have quarterly calls with the online LTCs for Arabic and French. The Arabic LTC consists of members from Egypt, Bahrain, Kuwait, and Saudi Arabia; the French-speaking LTC is composed of members from Quebec, France, and the LeNordet Region (northeast Quebec). On a daily basis we have numerous VOIP phone and video calls, instant messaging, and chat communications with LTC members and contractors around the world. It is interesting to note that we rarely see post mail and landline phone calls anymore. Instant communication access has



blessed us with great time savings for moving files back and forth and answering inquiries; it has also provided a “blessing” of much higher expectations regarding our response time for LTC inquiries.

Many other communities all around the world have worked on various translations, including these highlighted language groups:

Korea

We are currently aware of NA meetings being held once a week in Seoul, Busan, and Yangjoo, Korea. On average, 20 people attend the meeting in Seoul and about ten people attend the meetings in Busan and Yangjoo. According to Korean members we are in contact with, the South Korean government places drug offenders in correctional facilities. For this reason, addicts come from prison “clean,” yet the correctional facilities provide no referrals to any type of rehabilitation program or follow-up services. A Japanese treatment center has laid the groundwork for some of the rehab efforts in Korea, and NA Japan provides support to some of the first NA meetings.

Currently, NAWS and NA Korea are working hard to translate recovery literature. There is difficulty in producing Korean literature because there seem to be so few bilingual English and Korean members in the US and Korea. Currently, NAWS is using a translator for correspondence to our contact member in Korea and he is using a Korean rehab professional to communicate back and revise Korean IP #1 and the translations recovery glossary. We know they are also using a reflex blue, bound Basic Text draft translation that was sent to us in 2001 by a well-meaning Korean “friend of NA.” It has the Fifth Edition personal stories along with two Korean stories. More will be revealed!

Malta

NA Malta has been around (off and on) since the mid-1990s. Recently, keytags and literature translations have contributed to steady growth. NA Malta has hosted PR events and most recently the European Delegates Meeting.

The Maltese LTC members meet on a regular basis; they have finished the last review of the White Booklet and have now started translation of the Basic Text. Using profit from the recent convention, “we allocated a budget for LTC to get help from a professional translator to speed up the process.”

Organizing rock climbing and diving excursions, the Maltese believe in activities to help the fellowship grow and to improve their recovery atmosphere, so they recently sent us the 2011 LTC photo taken at the chairperson’s house during their annual LTC Summer BBQ. Go, Malta!





Swahili-speaking Eastern Africa

Njoo Tena (pronounced “joe tee-nah”) is Kiswahili for “keep coming back.” Swahili, or Kiswahili, and its variants is one of the most widely spoken languages in Eastern Africa, with a total of more than 100 million speakers! It serves as the official language of four nations: Tanzania, Kenya, Uganda, and the Democratic Republic of the Congo. Within much of East Africa, it is often used as a *lingua franca*.

In addition to continuing NA development in Kenya, most recently NAWS has received word of several meetings in Tanzania, the largest of which are located on the island of Zanzibar and in the mainland city of Dar es Salaam. The meetings have been around for quite some time, but our local contact for translations has over four years clean! The need for Swahili literature has become paramount as local members are beginning to see an increasing number of newcomers seeking information on NA.

NAWS is prioritizing translations of our literature in Tanzanian Swahili, which serves as the standard version of Swahili spoken throughout the mentioned countries. (Modern standard Swahili is based on Kiunguja, the dialect spoken in Zanzibar.) The first step will be to assemble a number of members who are fluently bilingual in English and Swahili to assist in these projects.



“This was the time that the group turned to NAWS, and thanks to many hours of patient explanations by Shane C and Natalia B, the group members gained understanding of Translation Basics and the Glossary revision process. Natalia B and Sergey K were also extremely helpful in providing the group with the archives and materials of the WR [Western Russia] LTC work performed before 2008.”

Bobby

Russia

For well over a year, the Russian LTC has been reviewing their recovery glossary to find ways to more effectively carry the NA message through their translations efforts. While this may be a noble goal, it is helpful to remember that the glossary was originally approved after passing an already stringent evaluation process. Revisiting the translations glossary can divert resources from active translations efforts, and any significant changes to the glossary will require that all published translations be corrected or revised. This may involve reassigning resources that would otherwise be invested in new translations. Still, a healthy discussion of our message, with the goal of finding the proper local language to express it in, can have benefits beyond this. It can lead to a deeper understanding of our principles throughout the local fellowship, and with that to a “maturing” of the community.



In this case, a lively local debate ensued involving a large swath of the Russian fellowship. The LTC members were adamant that improvements should be made, and the result of this nationwide gathering was a group conscience that was ultimately positive for the Russian literature efforts. A revised glossary is in place and a 15-year moratorium was approved, barring any further changes and allowing Russian translations to move forward steadily from here on. What will follow now is a concerted effort by the LTC and NAWS staff to update existing Russian literature.

Meeting Our Challenges

In spite of the continuing shortage of financial resources, we have been able to take on numerous book projects. We were able to fill a vacated position during this fiscal year, and continue to receive part-time help from Fellowship Services staff. With more adequate staff resources, we are making progress catching up and even lending support again to help reenergize some wavering local translations efforts. We hope to dedicate support for a number of book projects on LTC wish lists as soon as increasing financial resources allow.

Also, we continue to bargain for affordable translator rates and are hiring contractors in less expensive countries; for example, the Bulgarian Basic Text was achievable due in part to relatively affordable labor in that country. To help get affordable NA literature into the hands of as many addicts as possible worldwide, we continue to focus attention on translating IPs and booklets, which can be printed in-house and generally can be created faster.

On another positive note, more communities with available funds offer to shoulder some of the financial burden for translations by paying for a translator or a proofreader. These are examples that once communities are more capable of being self-supporting, they strive to give back in a meaningful way. When local translations committees are able to do this, it allows us to allocate more NAWS resources to assisting newer communities that depend on our support to make the NA message available in their language—something that is even more valued in times of very limited funds.

LTC Discussion Board

We are continuing to promote the Translations Discussion Board on our website at disc.na.org/serv-disc. Members believe that LTCs can greatly benefit from sharing their experience, questions, and solutions if they have an online “meeting place.” It is a public discussion board, meaning that anyone can read the posts; however, only present and former LTC members and translation contacts can post there.

NAWS translations staff is currently working on over 90 total projects!

- **28 book projects:**
Basic Texts (nine languages!), SWGs, *IWHW*, *Sponsorship*, *JFT*
- **18 booklets:**
White Booklet, *ITOI*, *H&I Basics*, *Planning Basics*, etc.
- **45 pamphlets**



Servers housing
over 9 TB of files



Over 12 million NA.org hits in March 2011

Information Technology

The final paragraph of the IT section in our previous annual report was titled “IT: A Part of Everything We Do.” At no time has that statement been truer than this past year, and we believe the involvement of IT with our work in other areas will only increase in years to come. Our need to effectively implement technology in support of our efforts to achieve our vision becomes that much greater as our fellowship grows worldwide. This raises the question: What can we do to help, considering the current environment and resources? As we strive to formulate our answer, we must also consider that technology is evolving at such a rapid rate that what may have been considered “cutting edge” in 2006, five years later may be considered “stone and chisel” in 2011.

In this annual report we share much of what we have learned from our environmental scan in preparation for our short- and medium-range planning. Years ago, we were able to accomplish much via land mail, telephone, and fax machines, but most of our work was done face-to-face. With new technologies such as online meetings, webinars, Skype, etc., not to mention email, we are finding it possible to interact more often and with more people than ever before. And while the need for printed literature remains fairly steady, the requests for digital versions of all our material continue to grow by leaps and bounds.

As the environment changes, we are aware that the way we present information needs to change as well. More and more of our members have smartphones, tablets, netbooks, and other portable

devices. These members want to see all of our information and materials readily available via the website, and there is also a high demand for mobile access to services such as the meeting search, event calendar, etc. We have started to look at developing apps for such devices that will accomplish that goal, but with a site that encompasses tens of thousands of files, it will take us some time and money. We must all be mindful that we serve a fellowship in over 131 countries speaking 72 languages.

Trend

(from the NAWS Environmental Scan)

Changes in technology have increased both the ways we can communicate and the demand for information.



We have accomplished much in the past year. We promised a new events calendar and have delivered a new version on the website. We are in the final stages of developing a more user-friendly meeting search. We continue to put new content on the website and continue to evolve in presenting eversions of our publications and subscriptions. This sidebar contains a few examples of what has been happening related to IT at NAWS.

Subscriptions and Resources

We send out over 1.3 million emails a month to subscribers, with less than a 0.01 percent failure rate (we get between five and twelve bounced emails per night from the 42,000 *JFTs*). In order to effectively send out over 42,000 emails in just under four hours each night, we needed not only to have special software, but also to be certified as not sending spam in order to send such large volumes of email to internet providers such as Yahoo, Google, and AOL. During the 2010–2011 fiscal year, this cost us in excess of \$5,500 in annual licensing fees for the software and certification. This does not include the need for a dedicated server, the cost of the associated software, and the manpower needed to manage the subscriber lists and content.

Security (again and still)

Security at the level of website, network, and workstation is a constant concern, one that we must pay attention to all day, every day. As a recent study has shown, malware (viruses, trojans, rootkits, etc.) is being built and launched at more than twice the rate that legitimate software is being developed—which means that we will constantly be in a catch-up mode. To counter that, we have deployed a comprehensive solution, which, while not inexpensive, does an acceptable job of protecting the data that our fellowship has entrusted to us. Also, to help the webmasters and other interested members in the fellowship deal with their responsibilities, we have started an IT blog at www.naws.org/IT/. That blog has updates about security concerns as well as info about upcoming changes to the website, etc. Updates are being posted every four to six weeks.

Web:

- Site traffic has increased by 65% over the past year. (As of 30 June, we get between 15,000–20,000 unique visits a day to the website – over 10 million hits monthly.)
- Recovery literature and service material online has increased over 30% during the past year. (The Basic Text was accessed over 10,000 times a month.)

Subscriptions:

- NAWS Update is being sent out to over 72,000 email addresses every month.
- *JFT* daily emails have grown by 40%—slightly over 42,000 by 30 June and we expect will hit over 50,000 by WSC 2012.
- NAWS Publications (*NA Way*, *NAWS News*, and *Reaching Out*) email subscribers stand at over 37,500 at the end of last fiscal year.
- We send out over 1.3 million emails to subscribers every month.



Technology Infrastructure

The last area we need to cover is that of infrastructure. That includes hardware, major software packages, and peripherals. As noted throughout the report and in various scans, the economy is not improving at such a rate as to allow us to invest in the “latest and greatest” servers, computers, etc. Instead, we continue to use our existing equipment as creatively as we can, purchase a few items, and keep on doing what we called “triage” in our last report. At the same time, we are continuing to hope for a general improvement in the overall economy and the ability of our fellowship to support our efforts. This reality, however, does put us in the position of having to say “no” or “not yet” when asked to be more innovative or to roll out new IT projects. We must remain ever prudent and watch available resources. However, we are also aware that if the economy does not improve, we may need to reexamine some of the services we offer, and be prepared to make some difficult choices should the time come.

Overview of web stats on na.org

What	Nov 2010	Jan 2011	March 2011	Nov - March
		WCNA		
NA.org Hits	10,969,539	15,425,408	12,037,969	8.88%
NA.org Visits	493,969	574,927	621,496	20.52%
NA.org Page views	4,478,357	8,029,580	4,962,028	9.75%
Database - Hits	750,068	912,945	865,747	13.36%
Database - Visits	107,839	125,320	118,980	9.36%
Shopping Cart- Hits	321,838	359,080	401,721	19.89%
Shopping Cart- Visits	5,937	6,921	7,216	17.72%
donation portal- Hits	2,662	3,364	2,813	5.37%
donation portal-visits	2,209	3,492	2,382	7.26%
Services to Members Portal- Hits	15,148	20,195	16,341	7.30%
Services to Members Portal- Visits	11,285	14,942	12,285	8.14%
Find a Meeting Portal- Hits	66,652	73,737	73,684	9.54%
Find a Meeting Portal- Visits	46,897	51,272	51,978	9.78%
Information Portal- Hits	15,593	15,923	16,213	3.82%
Information Portal- Visits	11,357	11,688	11,759	3.42%
NAWS News- Hits	885	1,072	1,067	17.06%
NAWS News- Visits	777	931	940	17.34%
NA Way- Hits	1,735	1,736	1,679	-3.34%
NA Way- Visits	1,490	1,482	1,452	-2.62%
Main Lit Page (IPS-Index) - Hits	18,641	22,535	23,159	19.51%
Main Lit Page (IPS-Index) - Visits	13,966	16,501	17,135	18.49%
JFT Daily Page- Hits	70,601	97,632	112,742	37.38%
JFT Daily Page- Visits	57,648	70,233	77,280	25.40%
JFT Emails Sent	1,057,547	1,144,029	1,202,407	12.05%
Basic Text	7,765	9,050	10,177	23.70%
Intro to NA mtg	2,297	2,295	2,345	2.05%
WCNA Flyer	N/A	7,611	12,094	N/A

Honesty, trust, and goodwill
are the foundation of
our service efforts, all of which
rely upon the guidance of
a loving Higher Power.


Our Fellowship's Literature and Trademarks

Since 1993, NA World Services has been charged by the Fellowship of Narcotics Anonymous with sole responsibility for publishing Fellowship-approved literature and protecting NA copyrights and trademarks. The rights and responsibilities of this agreement are outlined by the *Fellowship Intellectual Property Trust*, and the guidelines found within it are also spelled out in simpler terms in the *NA Intellectual Property Bulletins*:

- *FIPT Bulletin #1: Internal Use of NA Intellectual Property*
- *FIPT Bulletin #2: Individual NA Member Use of Narcotics Anonymous Trademarks*
- *FIPT Bulletin #4: Reprinting NA Fellowship-approved Literature*

NA literature and logos belong to the NA Fellowship, and through the *FIPT*, the fellowship has made it a duty of NAWS to protect these trademarks and copyrights from intended or unintended misuse and abuse. It is important to keep in mind that concerns about NA copyrights and trademarks are not about money or control. The goal of the *FIPT* is to strike the proper balance between protecting the fellowship's property and the goal of providing useful resources and services to the fellowship. We are notified regularly by members, groups, and service bodies about infringements of fellowship copyrights. In some cases, members (and nonmembers) violate NA copyrights simply because they don't know any better. In other cases, people may not be happy with the decisions of the fellowship as a whole or may want to profit from misuse of NA property. When such issues are brought to our attention, we strive to resolve the matter as peaceably as we can. Every NA member can help us do the job we have been asked to do by not supporting any activities that misuse NA property.

Protecting the fellowship's trademarks is often more challenging because misuse is difficult for our members to identify—and because NA members love NA memorabilia! We have tried to learn from some of AA's experiences in no longer owning their triangle logo by ensuring that the NA name, logos, and service sym-



bol continue to belong to, and their use is controlled by, the NA Fellowship. We have given broad parameters for any registered area or region to use the fellowship's trademarks, and have granted licenses to vendors. We do this because trademark law requires that we use the logo in all classes of trademark registrations or lose our ownership. By licensing a vendor to produce NA jewelry, for example, we retain control and ownership of the fellowship's trademarks for jewelry that we do not directly produce. Every member can help here by ensuring that merchandise purchased is produced by a registered service committee or a licensed vendor. It is also important to take care not to infringe on others' trademarks, for example, Harley Davidson logos and DC Comics' Superman or Batman logos.

In recent years, NA World Services has made better use of internet technology to facilitate greater availability of NA literature by making IPs and book-length literature available online in PDF format. We are challenged in that endeavor to strive for a level of security in these electronic versions that is sufficient to prevent copyright infringement. In addition to the informational pamphlets available online in 41 languages, we have previously had two secured PDFs of book-length recovery literature available online in English: the Sixth Edition Basic Text, *Narcotics Anonymous*, and *It Works: How and Why*. Unfortunately, while these electronic versions were posted online for individual use, we have seen these versions being used for mass distribution and even sold. Because NAWS has a responsibility under the *FIPT* to prevent this type of misuse, we have determined that it is necessary to remove the full PDF versions of these books from the na.org website. The PDF versions of the Basic Text and *It Works: How and Why* on the na.org website will be replaced with shorter PDFs, similar to an abstract that provides some general information about the book and/or perhaps some excerpts. The exact form this will take has yet to be decided, but the full books will no longer be available in PDF form.

Trend

(from the NAWS Environmental Scan)

Ebook sales continue to grow.

Electronic Versions of NA Literature

With the increasing demand for ereader versions of book-length literature, in the coming year we hope to offer versions that will be compatible with many of the various ereader devices available on the market today. We believe that according to the *FIPT*, we currently have the ability to produce a standard version of our existing recovery literature, but we want to know how the fellowship feels about "enhanced" electronic or digital versions before we proceed. We have included motions in the 2012 *Conference Agenda Report* asking the NA Fellowship to consider changing the *FIPT* in order to allow NAWS to create "enhanced" electronic or digital versions, which may include things like audio clips or relevant hyperlinks to other NA materials. Another *FIPT* motion in the CAR seeks to allow NAWS to package various Fellowship-approved materials together in different ways, such as a Fourth Step thumb drive combining Fourth Step materials from the Basic Text, *It Works: How and Why*, the *Step Working Guides*, and IP #10, *Working Step Four in Narcotics Anonymous*, all in a single location. The exact language of the motions and further discussion can be found in the 2012 *Conference Agenda Report*. The future of these types of ideas will all depend on the discussions and voting at WSC 2012.

The World Convention of NA

WCNA returned to San Diego, California, 1–4 September 2011. Over 13,000 members from 47 countries gathered to share in a recovery celebration “in the spirit of unity.” Members participated in 84 meetings and workshops and a wide variety of special events. A vital piece of the strategic planning process is to monitor and evaluate any endeavor. It is important to keep track of the use of human and financial resources and essential to continually ask ourselves if we are staying on track, or if adjustments need to be made.

Based on our success with WCNA 30 in San Diego in 2003, as well as our more recent WCNA challenges, we were able to learn from our mistakes and enhance our successes. We were pleased to be able to duplicate some of the better attributes of past world conventions and make some changes for the better. One of the most important lessons we have learned is that it is not prudent for NA World Services to plan a world convention for those who choose

not to pre-register or to not register at all. With this in mind, WCNA 34 was the first world convention to require a registration badge to gain entrance to the event, including workshops and meetings held in the convention center.

We have been talking about the possibility that WCNA would become a badge-required event for several years. Part of our planning strategy was to ensure that there was enough space at this world convention for everyone who pre-registered and to provide ample space for newcomers and on-site registrations. In addition to the convention center’s badge requirements for security issues, one of the primary reasons on our part for this change is that we do not believe it is a responsible use of fellowship funds to plan an event for members who may not attend. Prior to WCNA 32 in San Antonio, we were able to accommodate those who did not register or who registered on-site. The lower-than-expected attendance





and resulting loss of funds at WCNA 32 was a costly but important lesson for us, and we do not intend to expose fellowship funds to that sort of uncertainty again.

Drawing from our experience in 2003, we found that our partnership with the City of San Diego was a significant factor in the success of WCNA. Every member of the hospitality community—from the janitor to the CEO of the facilities and convention bureau—worked tirelessly on our behalf. We had a dedicated support committee in San Diego; without them this event would not have been possible. They truly represented our theme In the Spirit of Unity as they carried out their responsibilities with grace, dignity, and unity of purpose. Coordinating over 2,000 volunteers is a monumental task, and our support committee did a wonderful job!

For members who did not attend the convention and for those who missed their opportunity to purchase merchandise in San Diego, we are offering a limited supply of WCNA 34 apparel, mugs, and specialty items. These items, as well as rare merchandise from previous world conventions, are available at na.org. Although the detailed financial figures will actually be contained in the 2011–2012 fiscal year and therefore will be covered in the audit and financial report in the next annual report, we are providing a brief financial summary for WCNA 34 now. The delay between the end of our fiscal year and the finalization of our audit allows us time to report this to you. We think our members appreciate access to information more than waiting for the correct reporting time.

Income	
Registrations	\$1,135,156
Special Events	483,270
Other Income	71,680
Merchandise Income	617,584
Total Income	\$2,307,690
Expenses	
Administration	\$209,902
Facilities Expenses	174,732
Merchandise	551,010
Program	285,490
Registration	372,022
Special Events	420,732
Support Workgroup	11,225
Total Expenses	\$2,025,113
WCNA 34 Net Revenue	\$282,577

To demonstrate our commitment to making the world convention either break even or generate a profit, we have changed our planning. The cost and rotation of the world convention are topics we continue to evaluate and discuss. We recognize the challenges posed by current event costs, our members' expectations, and past convention practices. The reality is that the world convention competes with well over 1,000 other NA events in the US annually. People are forced to make a decision, and with tougher economic times it seems an increasing number of members are choosing local events over WCNA.



With this in mind, our planning process has revealed that every two years may be too often to hold the world convention. Our registration numbers at WCNA 34 in San Diego this past September seem to support this idea. Regardless of the number of registrations, we devote a tremendous amount of financial and human resources toward the world convention. These factors together seem to point to the wisdom of a less frequent world convention. By holding the convention less often, we can, we hope, make it more of a special occasion that members may have a higher desire to prioritize. As the 2012 *Conference Agenda Report* indicates, the conference will discuss the possibility of changing the rotation plan. The convention currently takes place every two years, and is held just once outside North America for every two conventions in North America. In the proposed changes to the rotation plan, the convention will take place every three years, alternating each time between North America and outside of North America. These proposed changes can be found in the CAR.

We hope many will join us to celebrate 60 years of Narcotics Anonymous in Philadelphia at WCNA 35 in 2013.

Future WCNA locations

WCNA 35, 2013
Philadelphia, Pennsylvania

WCNA 36, 2015
Central or South America

www.na.org/wcna

How successful was WCNA 34?

Let us count the ways!

Some quantities are approximated.

13,000+	registered participants
900	newcomer packages
11	local treatment programs
6	people who spontaneously donated entire registration packets to the newcomer fund when they saw how long the newcomer line was
1,000	hugs exchanged between volunteers and on-site registrants
Infinite	hugs exchanged between all attendees
47	countries represented
84	workshops and speaker meetings
275	workshop/meeting leaders and speakers
15,000	seats available in the main meeting hall
150	translations headsets used in the main meetings
2,375	volunteer time slots worked
88,000	pounds of convention materials and equipment handled by convention center laborers
222	hours of recovery workshops and speaker meetings
87	hours of marathon meetings
6	hours of on-the-water recovery events (boat cruises)
13.5	hours of World Board Forums (9 sessions)
6	hours of PR Forums (4 sessions)
40	hours of dancing, music, and comedy events
100+	art gallery displays, representing NA communities in 36 countries
1,100+	pieces of historical NA memorabilia and event souvenirs displayed
33	California Department of Corrections facilities that participated in the Unity Day phone link
1st	time ALL CA corrections facilities participated in Unity Day
135 & 18	Unity Day hook-ups & live shout-outs from NA communities worldwide
1,000+	Postcards from the Fellowship posted in the onsite office
800+	NA Way Magazine roving reporter interviews completed

The mission of the
World Service Office is
to provide services and
support which facilitate the
continuation and growth
of Narcotics Anonymous
worldwide...

Staff and Offices

Between July 2010 and June 2011, a total of 62 staff members were employed by NA World Services in four service centers around the world. Fifty-one of those employees worked in the Chatsworth office.

NAWS – Chatsworth

19737 Nordhoff Place


Chatsworth, California 91311 USA

Tel: 818.773.9999

Fax: 818.700.0700

Website: www.na.org

Our main service center in Chatsworth, California, continues to serve as an important resource for our worldwide fellowship in a variety of ways. This branch is home to the executive and administrative staff responsible for providing support to the World Board and the World Service Conference. An integral part of that support is working closely with the board and workgroups to carry out conference projects. Other ongoing responsibilities coordinated from this location include the production and distribution of NA literature and service materials, and the maintenance of NA's website, www.na.org. This location also serves as a centralized resource for members, groups, and service committees around the world by responding to phone calls, emails, and letters on a day-to-day basis.





NAWS – Europe

B-1050 Brussels, Belgium

Tel: +32.2.646.6012

Fax: +32.2.649.9239

Branch Office Manager

Paul Decock (paul@na.org)

Assistant:

Fred Renaux (fred@na.org)

The continent of Europe is a mosaic of cultures and languages, and that is why our challenge is still to be able to stock enough literature in the small warehouse at our European branch office to meet the needs of all communities. We currently maintain a stock of literature at this branch of 39 different languages. The bulk of the inventory is in European languages, but we also stock Farsi, Brazilian, and Hindi for European groups in those languages.

This branch office continues to distribute a substantial amount of free literature to emerging NA communities. Many of these communities are located in Central and Eastern Europe: Russia, Estonia, Lithuania, Latvia, Poland, Czech Republic, Ukraine, Bulgaria, Slovenia, Croatia, and Bosnia. In addition, this branch also ships free literature to places in Turkey, the Middle East, and North and East Africa.

Our European branch also serves as a point of contact for NA in Europe. While some members directly contact NA World Services in Southern California, some others find it easier to reach this branch office, which is able to provide basic support and information to groups, members, or institutions seeking information about NA.

In this last year, more and more communities have chosen to process donations to NAWS through our European account at WSO-Europe. We thank you for responding to our call for help in this challenging time. Your contributions make it possible for us to

maintain a service center and the same level of service to the European communities.

Finally, this branch office provides support to the zonal forum for the continent, the European Delegates Meeting. The EDM legal entity was established in Belgium, and NAWS staff provided assistance to them in opening and managing their bank account in Brussels.

NAWS – Canada

Mississauga, Ontario

Tel: 905.507.0100

Fax: 905.507.0101

Branch Office Supervisor

Jacquie Sullivan (jacquie@na.org)

Assistant:

Paul Sullivan

Not far from Toronto, Ontario, our Canadian literature storage and shipping facility in Mississauga continues to serve the needs of the Canadian NA communities. The increase in recent years of sales to the local NA groups is helping to stabilize its running expenses. The main function of the facility is accommodating the literature needs in Canada. The two employees at this distribution center work hard to ship all orders that are processed. They were able to attend WCNA 34 in San Diego this year and, for the very first time, visit the office in Chatsworth and meet with their Californian counterparts. We're very thankful for and proud of all their work, which makes it possible to get our message to those who need it in Canada.



NAWS – Iran

PO Box 14665-3115

Tehran, Iran

Telefax: +98 21 886 816 52

Branch Office Manager

Siamak Khajeian (siamak@na.org)

Other employees:

Amir Bondar, Farhad Fallah,

Mehrdad Naseri, Hossein Nematzadeh,

Farhad Pourshehi (farhad@na.org),

Reza Tavakoli, Payam Yazdani

Maintaining a literature production and distribution center in the capital of Iran has been the most effective solution to serve the needs of the most rapidly growing NA community in the world. In addition to the production and distribution of NA literature and merchandise, this branch also translates and distributes *The NA Way Magazine* in Farsi. The manager of this center coordinated the establishment of the facility. He has the assistance of seven employees, with whom he continues to work very hard to produce and distribute literature to the Iranian NA community. This year we moved offices and obtained a separate warehouse to meet our growing needs. The staff's enthusiasm and dedication contribute to the ongoing success of this venture and the strength of NA in Iran.

As we have mentioned before, the phenomenon of NA in Iran cannot easily be explained in any report. It seems to be a combination of a number of factors: culture, need, little focus on drug replacement therapies by the government and professionals, a spirit of service, an effective chain of communications that reaches the individual member, a service structure that was designed by the region to serve the common welfare, and relentless public relations. With nearly 17,000 meetings as of WSC 2010 (up from roughly 15,000 meetings in October 2008), they continue to do

more public relations than any community we are aware of. While we do not believe that other NA communities can duplicate what has happened in Iran, there is much we can learn from them about service efforts and PR. The distribution charts in this report are a clear illustration of just how many addicts in Iran have the opportunity to hear the NA message.

NAWS – India

Bangalore, India

Part-time Shipper

Pramila Dias

As freight and material prices have risen over the last decade, we've had to ponder ways to decrease the freight overhead and consider local production options. In the case of India, specifically, and South Asia in general, literature distribution has been especially difficult because these communities are so far away from our other distribution centers. In 2008, we opened a distribution center in Bangalore, India, to accommodate the NA communities there and throughout Asia, as much as is fiscally feasible. These communities have benefited greatly from being able to receive literature much sooner and in greater quantities than before, and the costs to NAWS have been substantially reduced. Coupled with local production of items such as books, IPs, and key-tags, NAWS-India plays a significant role in furthering our vision.



NA World Services Staff

July 2010 – June 2011
Chatsworth, California, USA

Administration

Executive Director

Anthony Edmondson (anthony.e@na.org)

Assistant Executive Director

Becky Meyer (becky@na.org)

Executive Assistants

Eileen Perez (eileen@na.org)

Elaine Wickham (elaine@na.org)

Human Resources Manager

Roberta Tolkman (roberta@na.org)

Administrative Assistant, Human Resources

Keri Kirkpatrick (keri@na.org)

Receptionist

Camille Klein (cammyk@na.org)

Public Relations Manager

Jane Nickels (jane@na.org)

Administrative Assistant, Public Relations

Colin Severeid (colin@na.org)

Marketing Manager

Bob Stewart

Director of Communications

Travis Koplow (travis@na.org)

Editor, *The NA Way Magazine*

De Jenkins (de@na.org)

Project Coordinator

Bob Jordan

Writer/Editors

Chris Corning (chris@na.org)

Nick Elson (nick@na.org)

Becky Jamison (beckyj@na.org)

Administrative Assistants

Shane Colter (shane@na.org)

Johnny Lamprea (johnny@na.org)

Asset Management

Comptroller and Team Leader

Debbie Hall (debbie@na.org)

Staff Accountant

John Lee (john@na.org)

Accounting Assistants

Sylvia Cordero (sylvia@na.org)

Rochelle Medina (rochelle@na.org)

Liz Stafford (liz@na.org)

Customer Service Representatives

Arthur Carbajal (arthur@na.org)

Peggy Labon (peggy@na.org)

Pam Martin (pam@na.org)

Purchasing Assistant

Jeannie Lamalfa (jeannie@na.org)

Warehouse Manager

Vince Alcala (vince@na.org)

Shippers

Adrian Aguilar (adrian@na.org)

Johnny Czifra (johnny_c@na.org)

Hugo Ramirez (hugo@na.org)



Information Technology

IT Manager

Stephan Lantos (stephan@na.org)

IT Supervisor

Kora Nagy (kora@na.org)

Database Administrator

Lori Dunnell (lori@na.org)

IT Team Assistant

Juan Trejo (juan@na.org)

Fellowship Services

Team Leader

Steve Rusch (stever@na.org)

Administrative Assistant

Jamie Bates

Cindy Votaw (cindy@na.org)

Team Assistants

Daniela Abravaya (daniela@na.org)

Linda DeLeo (linda@na.org)

Toni Grove (toni@na.org)

Andrew Ponce

Eric Swidler (eric@na.org)

Guy White

Production

Production Manager

Fatia Birault (fatia@na.org)

Graphic Arts Technician

David Mizrahi (david@na.org)

Production Assistant

Esperanza Lemos (esperanza@na.org)

Translations

Translations Manager

Uschi Mueller (uschi@na.org)

Team Assistants

Ted Ines

Ken O'Neil (ken@na.org)

New Staff

Ken O'Neil

Marla Sutton

Departing Staff

Jamie Bates

Ted Ines

Bob Jordan

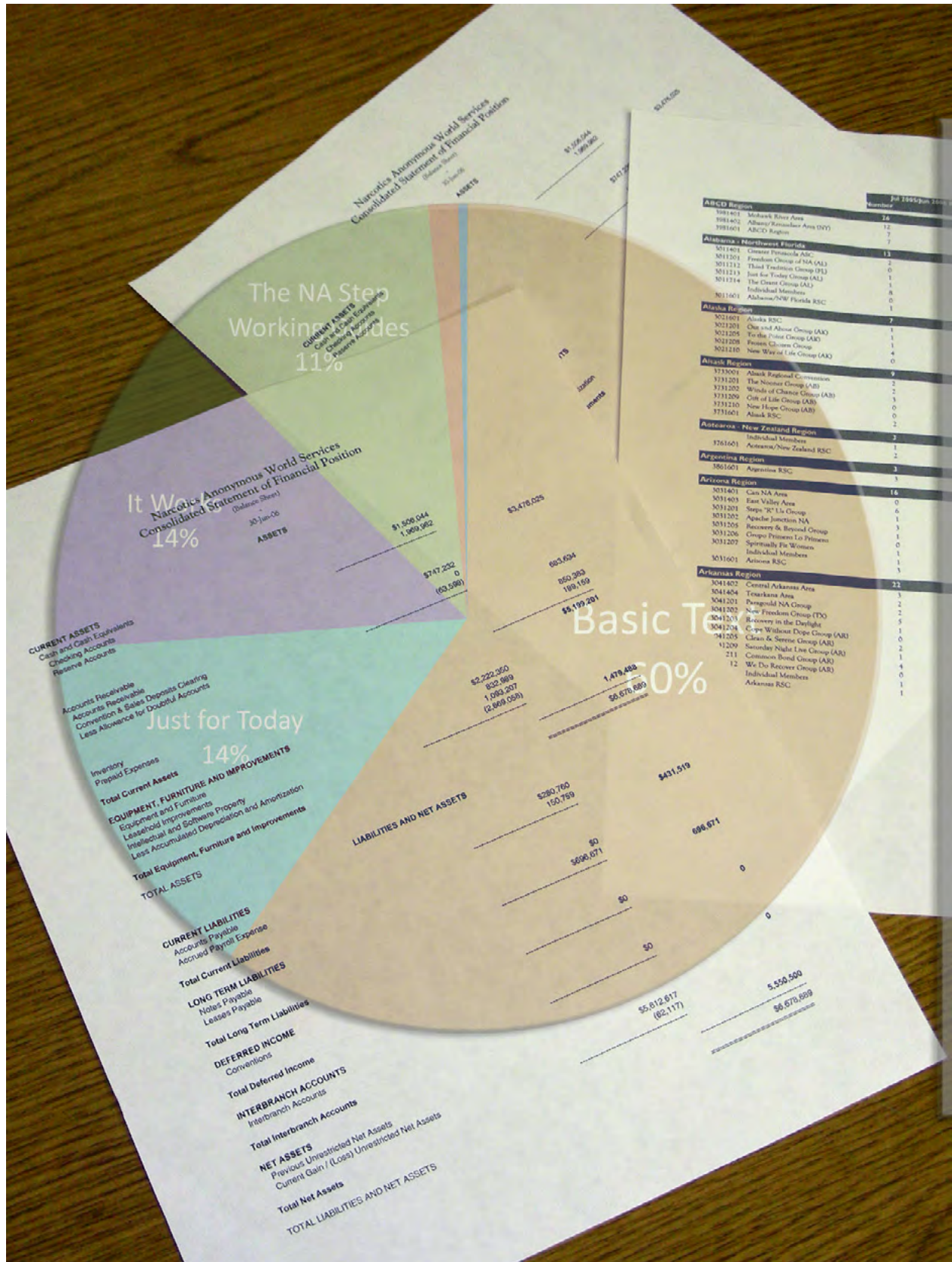
Jayne McCrary

Andrew Ponce

Bob Stewart

Guy White

*Narcotics Anonymous
should remain forever
nonprofessional,
but our service centers
may employ
special workers.*



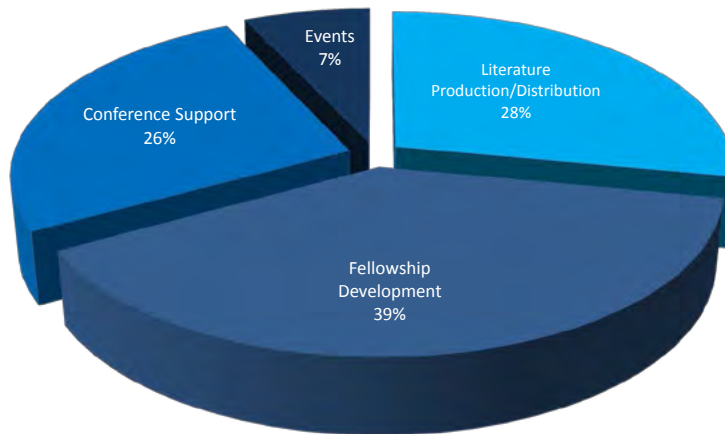
Financial Reports

This section of the annual report is broken into four parts: unit distribution trends, consolidated statement of financial position and consolidated statement of activities, independent auditors' report, and Invest in Our Vision that includes regional contributions report.

The **unit distribution trends** report is a report of the numbers of inventory items distributed throughout the year. These numbers are presented in the form of charts and graphs that illustrate the number of books, booklets, IPs, keytags, chips, and medallions that were distributed by NA World Services during the fiscal year.

The **consolidated statement of financial position** (SoFP) and **consolidated statement of activities** (SoA), also known as the "balance sheet" and "income statement," respectively, provide a report on the financial activity of NA World Services during the fiscal year. The SoFP, or balance sheet, gives a simple breakdown of the current assets and liabilities of NAWS in financial terms. The SoA, or income statement, provides a breakdown of the total income and expense for all branches of NAWS compared to the budget adopted at WSC 2008 and broken down in the following categories:

Percentage of Expense for 2010–2011
(excluding specifics for WCNA 34)



Under each set of expenses, we include costs for accounting, personnel, overhead, and technology. These are expenses that cannot be attributed directly to any of the specific areas of activity. They are budgeted and allocated (distributed) according to a calculated fixed percentage across the four activity areas listed above. The allocated percentage is based on three factors: the number of personnel devoted to the activity, the approximate number of labor hours, and the amount of physical office space required by the activity and estimated for the two-year budget cycle.

The **independent auditors' report** is provided by an outside firm that conducts a professional audit of NAWS' financial reports and practices. NAWS contracts with an independent auditor to conduct this annual review of all of our financial activity for each fiscal year as well as to perform random forensic (spot) checks. These forensic checks review and verify our internal controls and internal financial practices. In order to comply with legal requirements, we have an Audit Committee comprised of some members of the Business Plan Workgroup. Consistent with normal accounting practice, this workgroup is independent of specific NAWS management control and operates on behalf of the board.



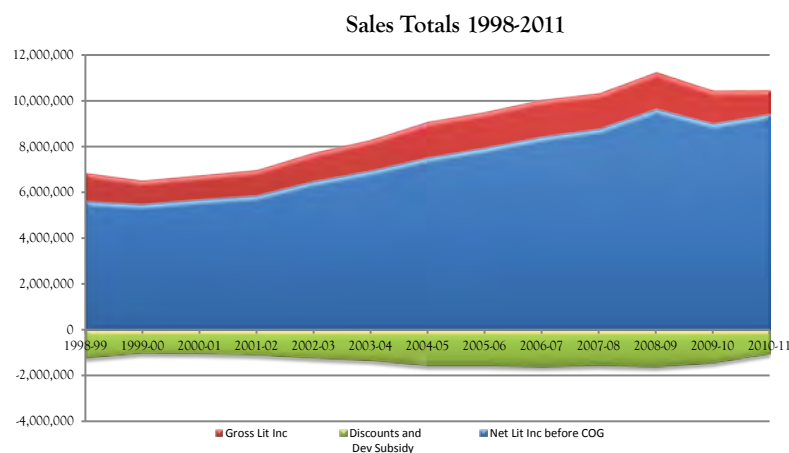
We are happy to include WSO-Iran in this year's audit report for the first time. The financial figures have been included in the annual financial summary since this branch was opened, but unlike every other branch, Iran has not been included in our audit process until now. During this fiscal year, we made a decision to hire an auditing firm in Iran to provide information to our auditors.

Because we began the audit process many years after this branch was opened, we knew that the beginning balances would be an issue for the auditors. We did not believe it was worth the rather large expense and further delay in time to have the Iranian auditors go back and conduct audits for the previous five years. We accepted the fact that there would be a note from the auditors for Iran for this year, which you see on the cover page for the audit. We believe this is still the responsible course of action to take.

Also from time to time we get inquiries about the difference between the auditors' figures and our figures. There are times when the auditors will decide to classify an expense differently than we do at NAWS. As a result, some of the expense detail and activity area totals will not match. But the bottom line—the change or increase in net assets—is the same, it is simply a difference in details.

Finally, the **Invest in Our Vision** section contains discussion about the importance of contributions to achieve our vision, followed by the **contributions report** we received from the fellowship during this fiscal year, broken down by region/country.

Year	Gross Lit Inc	Discounts and Dev Subsidy	Net Lit Inc before COG	% Change	
1997-98	5,915,941	-1,305,114	\$4,610,827		Conference & lit discounts decreased & price increase for keytags, chips, and IPs
1998-99	6,893,423	-1,270,315	\$5,623,108	22.00%	Conference & convention & lit discounts decreased: & begin recording free lit by sales price instead of COGS
1999-00	6,566,962	-1,063,248	\$5,503,714	-2.10%	Conference & lit discounts decreased
2000-01	6,785,456	-1,083,595	\$5,701,861	3.60%	Convention
2001-02	7,020,476	-1,141,812	\$5,878,664	3.10%	Conference (Delegate Funding)
2002-03	7,770,238	-1,277,004	\$6,493,234	10.50%	Convention
2003-04	8,333,503	-1,380,372	\$6,953,131	7.10%	Conference (Delegate Funding) & Convention
2004-05	9,124,985	-1,601,584	\$7,523,401	8.20%	Neither
2005-06	9,545,871	-1,600,772	\$7,945,099	5.60%	Conference (Delegate Funding) & Convention
2006-07	10,073,897	-1,649,296	\$8,424,601	6.00%	Neither
2007-08	10,367,935	-1,597,324	\$8,770,611	4.10%	Conference (Delegate Funding) & Convention
2008-09	11,283,968	-1,650,103	\$9,633,865	9.84%	
2009-10	10,477,349	-1,483,261	\$8,994,088	-6.64%	95% of this was US sales - WSC and WCNA
2010-11	10,495,862	-1,085,713	\$9,410,149	4.63%	



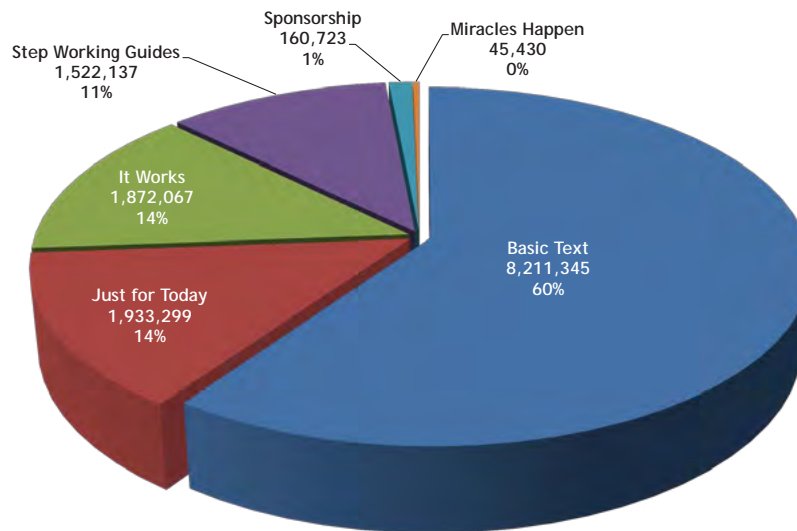


Unit Distribution Trends

Books

Every *NAWS Annual Report* includes a series of charts showing distribution levels for various literature items, usually as compared to distribution from previous years. A trend we commented on in our previous annual report—for books and all of our other literature items—was the continuing decline in distribution of a great many of our inventory items. That trend has persisted into this fiscal year, with a great many of our items showing a slowing or reduction in distribution numbers. The charts and graphs in the following pages will provide greater detail about where those numbers are falling, remaining steady, or growing.

1983–2011 Books Distribution History

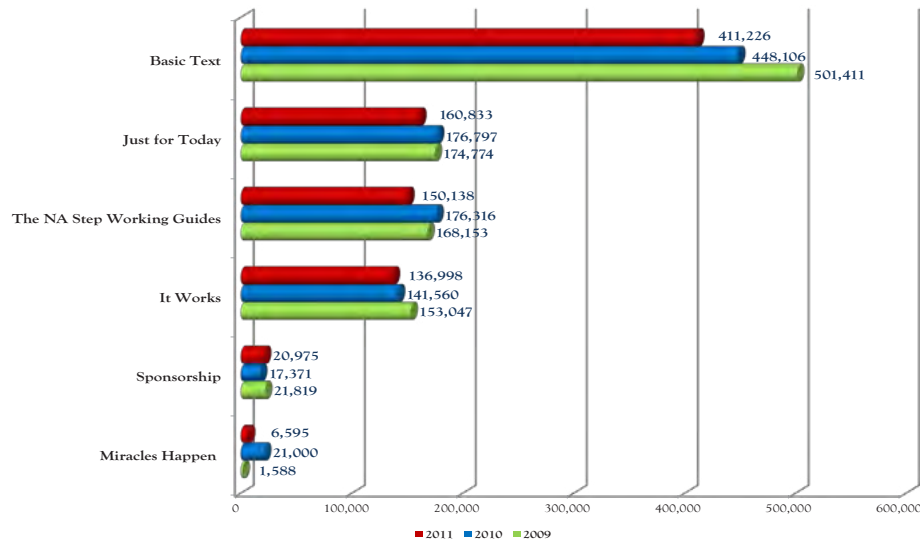


The chart above shows the all-time distribution comparison of our various book titles. The Basic Text remains our most popular piece of literature, this year having surpassed eight million copies distributed since its initial publication in 1983. Total distribution of all titles is more than 13.5 million.

In the 2008-2009 fiscal year, we distributed a combined total of more than one million books, but in the past two fiscal years that number has dropped significantly. As the chart for this year's book distribution indicates, we saw a decline in distribution for all of our books except *Sponsorship*, due to its publication in Farsi this year for the first time. As is typically the case with any of our titles, the translation of a piece into Farsi results in a temporary increase in distribution numbers. In the chart above, for example, *Miracles Happen* surged briefly during the 2009–2010 fiscal year when published in Farsi, but has since seen a reduction closer to normal levels. We also released a more affordable softcover version of *Miracles Happen* in English this year, so the numbers may hold steady a bit longer.

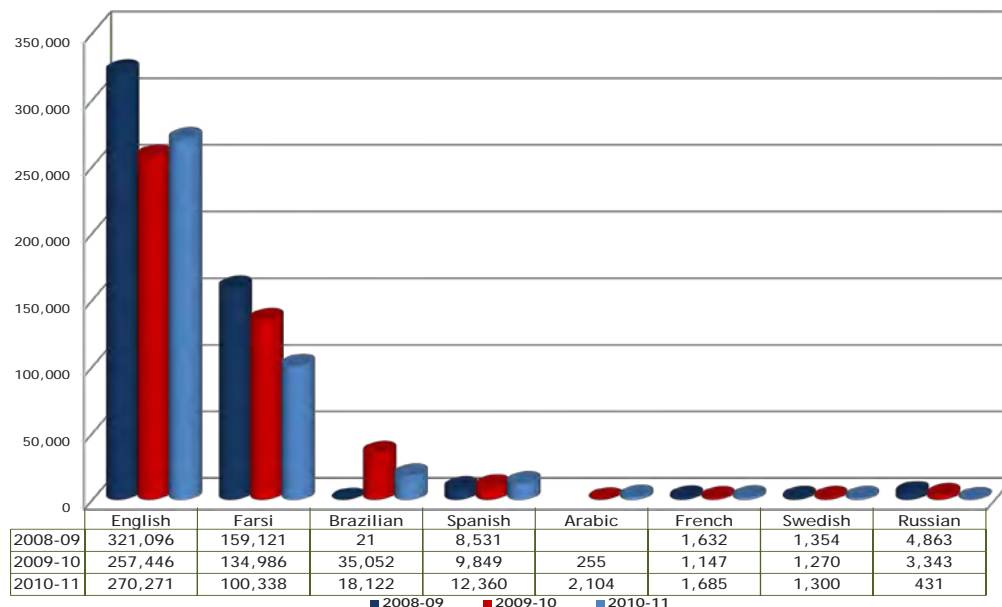


2009–2011 Books Distribution



The distribution figures for all of our titles continue to drop, but probably the most noteworthy reduction is that of our Basic Text. The following charts illustrate the distribution figures of the Basic Text over the past three fiscal years in all languages. The English-language Basic Text actually saw a slight increase this year, while Farsi dropped significantly. Spanish saw an increase due to the completed translation of the Sixth Edition for that language, while French and Swedish may have leveled off due to the anticipation of Sixth Edition versions for those languages. Finally, we were unable to get accurate distribution figures for Russian in time for this report because we recently began printing those locally and are still working out the accounting and reporting processes for that endeavor. The chart below includes only the top eight languages for the Basic Text.

2009–2011 Translated Basic Texts Distribution

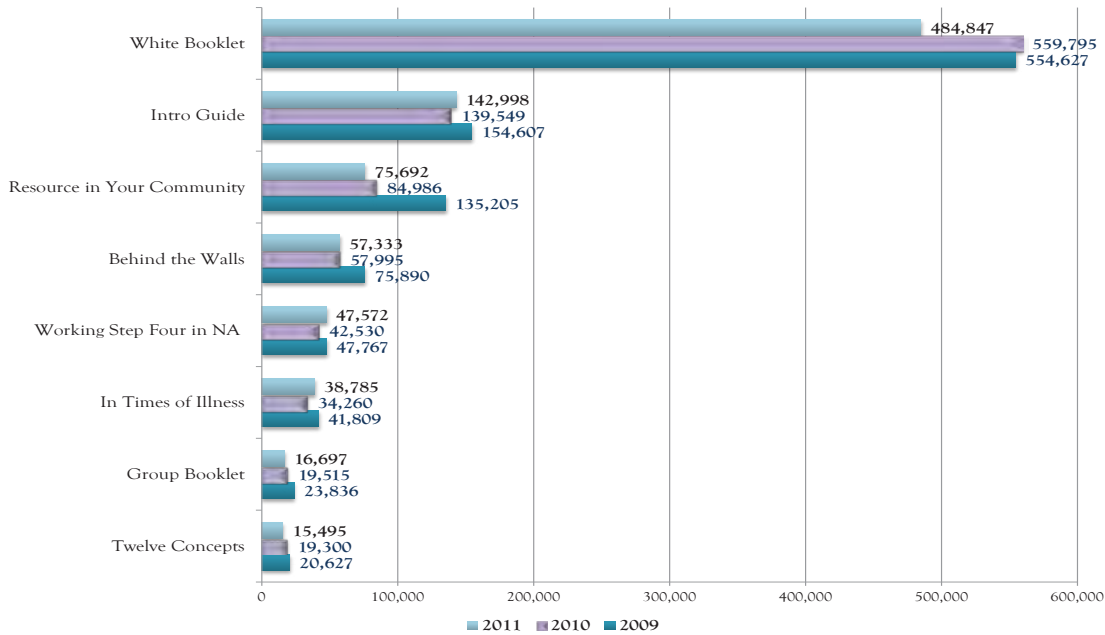




Booklets

As the graph below illustrates, the White Booklet was the only booklet that saw an increased distribution last year, but this year that same title saw a dramatic reduction. The booklets that increased this year were *An Introductory Guide to NA*, *Working Step Four in NA*, and *In Times of Illness*, the revision to which was approved at the 2010 WSC near the end of the previous fiscal year. Considering that the revision to that piece was just approved, it might have been reasonable to expect a greater increase in distribution, but instead the total number distributed was on par with the number from two years back. *Behind the Walls* stayed nearly even with last year, while other titles all showed slight reductions. Another item worth noting is that the high distribution of *NA: A Resource in Your Community* in the 2008–2009 fiscal year was due to a large quantity ordered for PR purposes in the United Kingdom that year.

2009–2011 Booklets Distribution

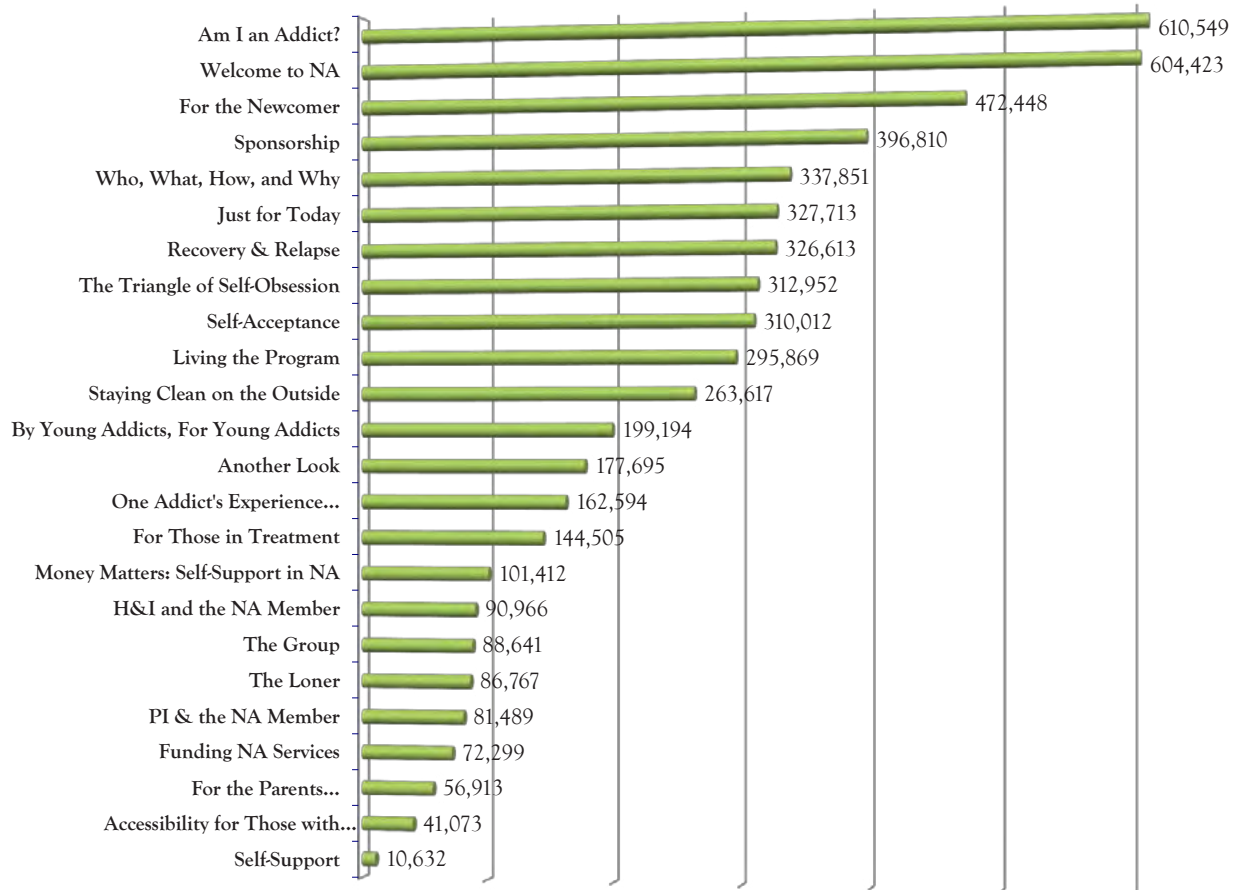




Informational Pamphlets

While the total distribution for all IPs this year was down slightly, there was a variety of movement among the various titles. Some titles showed dramatic reduction, such as *Welcome to NA*, *Am I an Addict?*, and *By Young Addicts, For Young Addicts*. A few other titles, however, saw sizeable increases: *Sponsorship*, *Just for Today*, *Self-Acceptance*, and *The Group*. This was the first year of distribution for *Funding NA Services* and *Money Matters: Self-Support in NA*, neither of which came out especially strong for their introductory year. Of the more than 72,000 copies of *Funding NA Services* distributed, at least 22 thousand were sent out free to all groups in our database. The figure listed for *Self-Support: Principles and Practice* comes from translated versions for languages in which *Money Matters: Self-Support in NA* has not yet been translated.

2010–2011 Information Pamphlets Distribution

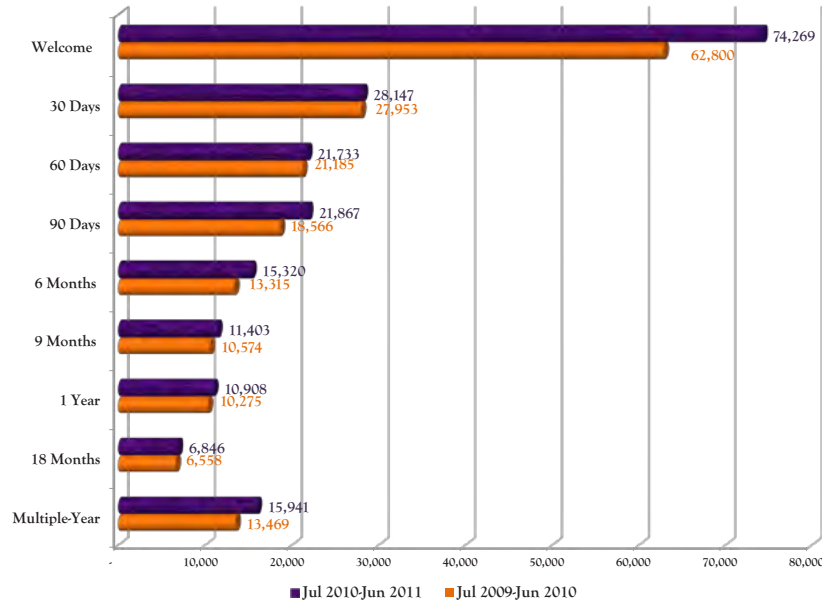




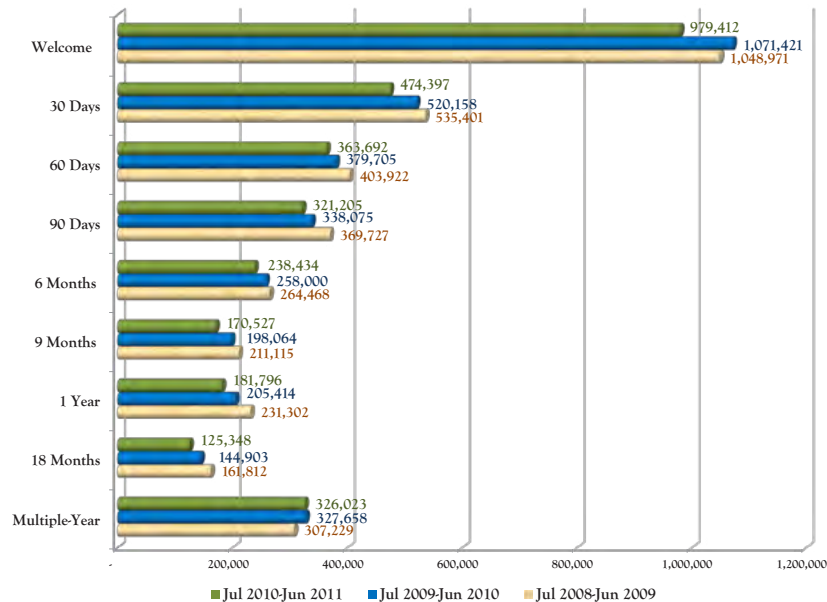
Chips and Keytags

One interesting trend regarding the distribution of chips and keytags is what appears to be a gradual shift of numbers from the keytags over to chips. It may be that as economic hardship continues to persist, some groups are opting to switch over to chips as a more affordable alternative. It is also worth mentioning that Iran distributes only keytags, not chips, so the numbers for chips are not affected by any changes that take place in that country.

2009–2011 Chips Distribution



2008–2011 Keytags Distribution

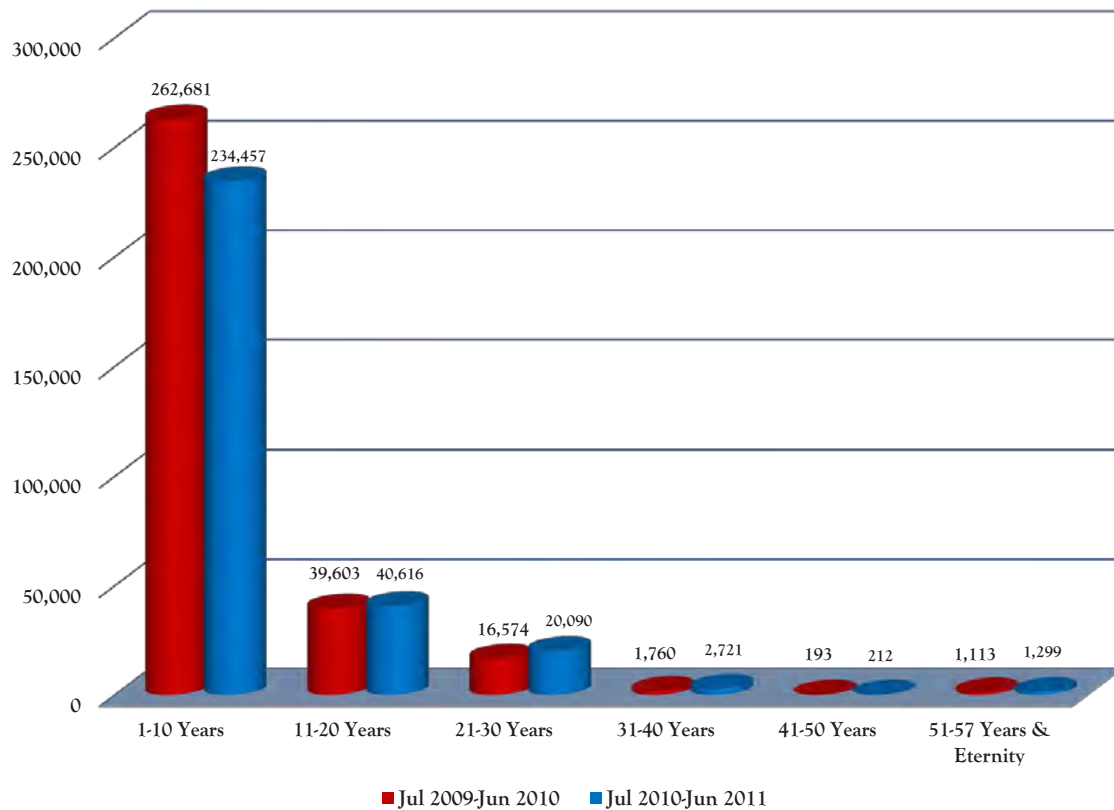




Medallions

As with other inventory items, most medallions saw a decrease during this fiscal year. Many of the exceptions to that occurred in the denominations of 25 years and up, some of which increased drastically.

2009–2011 Medallions Distribution





Narcotics Anonymous World Services
Consolidated Statement of Financial Position
 Balance Sheet – For the Twelve Months Ending 30 June 2011

ASSETS

CURRENT ASSETS

Cash and Cash Equivalents		
Checking Accounts and Money Market	\$646,175	
Reserve Accounts	665,634	
	<hr/>	
Total Accessable Cash for Operations	\$1,311,809	
Cash in Iran	514,142	
Reserve for WCNA	1,200,624	
	<hr/>	
Cash Total		\$3,026,575
Accounts Receivable		
Accounts Receivable	\$1,185,441	
Convention & Conference Clearing Accounts	7,452	
Less Allowance for Doubtful Accounts	(106,239)	
	<hr/>	
Receivable Total		1,086,654
Inventory		1,378,442
Prepaid Expenses and Sales Deposits		185,493
WCNA Deposits and Prepaid Expenses		458,782
		<hr/>
Total Current Assets		\$6,135,947

EQUIPMENT, FURNITURE AND IMPROVEMENTS

Equipment and Furniture	\$1,199,627	
Leasehold Improvements	891,029	
Intellectual and Software Property	1,578,336	
Less Accumulated Depreciation and Amortization	(3,163,543)	
	<hr/>	
Total Equipment, Furniture and Improvements		505,449
		<hr/>
TOTAL ASSETS		\$6,641,396
		<hr/>

LIABILITIES AND NET ASSETS

CURRENT LIABILITIES

Accounts Payable	\$739,050	
Accrued Payroll Expense	221,686	
	<hr/>	
Total Current Liabilities		\$960,735
Total Long Term Liabilities		0

DEFERRED INCOME

Conventions	\$1,200,624	
	<hr/>	
Total Deferred Income		1,200,624

NET ASSETS

Previous Unrestricted Net Assets	\$3,946,116	
Current Gain / (Loss) Unrestricted Net Assets	533,920	
	<hr/>	
Total Net Assets		4,480,037
		<hr/>
TOTAL LIABILITIES AND NET ASSETS		\$6,641,396
		<hr/>



Narcotics Anonymous World Services Consolidated Statement of Activities

Income Statement – For the Twelve Months Ending 30 June 2011

	<u>YTD ACTUAL</u>	<u>YTD BUDGET</u>	<u>VARIANCE</u>
INCOME			
RECOVERY LITERATURE INCOME			
BASIC TEXT: Hardcover English	\$2,179,644	\$2,977,260	(\$797,616)
BASIC TEXT: Translated	\$210,611	\$171,180	\$39,431
BASIC TEXT: Softcover	\$840,454	\$746,424	\$94,030
JUST FOR TODAY	\$864,669	\$885,636	(\$20,967)
IT WORKS: HOW & WHY	\$764,189	\$670,296	\$93,893
SPONSORSHIP BOOK	\$86,771	\$47,388	\$39,383
STEP WORKING GUIDES	\$692,031	\$721,680	(\$29,649)
LITERATURE INCOME (IRAN)	\$1,153,147	\$1,037,532	\$115,615
OTHER RECOVERY LITERATURE	\$1,432,970	\$1,531,416	(\$98,446)
Subtotal	\$8,224,486	\$8,788,812	(\$564,326)
OTHER INVENTORY INCOME			
MEDALLIONS	\$728,014	\$735,708	(\$7,694)
KEY TAGS & CHIPS	\$1,168,205	\$1,119,948	\$48,257
NON-FIPT INFORMATION BOOKLETS	\$77,607	\$86,976	(\$9,369)
HANDBOOKS	\$58,442	\$59,196	(\$754)
SPECIALTY ITEMS	\$73,519	\$43,464	\$30,055
AUDIO MATERIALS	\$1,161	\$1,980	(\$819)
GROUP/AREA MATERIALS	\$136,981	\$126,996	\$9,985
MIRACLES HAPPEN	\$27,447	\$40,176	(\$12,729)
Subtotal	\$2,271,376	\$2,214,432	\$56,944
SHIPPING	\$498,222	\$479,460	\$18,762
DISCOUNTS	(\$1,363,303)	(\$1,452,888)	\$89,585
DEVELOPMENTAL SUBSIDIES & ALLOWANCES	(\$220,632)	(\$203,868)	(\$16,764)
Subtotal	(\$1,085,713)	(\$1,177,284)	\$91,571
Gross Literature Income (less discounts)	\$9,410,149	\$9,825,948	(\$415,799)
Gross Literature Income (without IRAN)	\$8,257,002	\$8,788,416	(\$531,414)
RECOVERY LITERATURE COST OF GOODS			
BASIC TEXT: Hardcover English	\$427,752	\$525,828	(\$98,076)
BASIC TEXT: Translated	\$43,068	\$30,192	\$12,876
BASIC TEXT: Softcover	\$105,126	\$109,356	(\$4,230)
JUST FOR TODAY	\$90,625	\$94,068	(\$3,443)
IT WORKS: HOW & WHY	\$140,391	\$104,976	\$35,415
SPONSORSHIP BOOK	\$28,330	\$11,208	\$17,122
STEP WORKING GUIDES	\$91,224	\$99,228	(\$8,004)
LITERATURE PRODUCTION (IRAN)	\$1,184,530	\$700,776	\$483,754
OTHER RECOVERY LITERATURE	\$232,756	\$305,628	(\$72,872)
Subtotal	\$2,343,802	\$1,981,260	\$362,542



Narcotics Anonymous World Services Consolidated Statement of Activities

Income Statement – For the Twelve Months Ending 30 June 2011

	YTD ACTUAL	YTD BUDGET	VARIANCE
OTHER INVENTORY COST OF GOODS			
MEDALLIONS	\$167,108	\$164,664	\$2,444
KEY TAGS & CHIPS	\$259,924	\$243,468	\$16,456
NON-FIPT INFORMATION BOOKLETS	\$25,269	\$12,480	\$12,789
HANDBOOKS	\$17,765	\$18,384	(\$619)
SPECIALTY ITEMS	\$27,042	\$12,564	\$14,478
AUDIO MATERIALS	\$594	\$528	\$66
GROUP/AREA MATERIALS	\$41,188	\$36,192	\$4,996
MIRACLES HAPPEN	\$2,932	\$4,164	(\$1,232)
INVENTORY ADJUSTMENT	\$0	\$0	\$0
Subtotal	\$541,822	\$492,432	\$49,390
Total Cost of Goods	\$2,885,624	\$2,473,692	\$411,932
Total Cost of Goods without IRAN	\$1,701,094	\$1,772,916	(\$71,822)
Net Literature Income	\$6,524,525	\$7,352,256	(\$827,731)
Net Literature Income without IRAN	\$6,555,908	\$7,015,500	(\$459,592)
FELLOWSHIP DONATIONS			
BREAKDOWN BY DONOR TYPE			
Members	\$48,568	\$11,484	\$37,084
Groups	\$79,084	\$70,116	\$8,968
Areas	\$129,583	\$137,868	(\$8,285)
Regions	\$437,823	\$515,628	(\$77,805)
Events/Conventions	\$20,653	\$33,192	(\$12,539)
Unity Day	\$0	\$19,500	(\$19,500)
Zonal & Other Forums	\$26,283	\$3,372	\$22,911
Total Donations	\$741,994	\$791,160	(\$49,166)
MISCELLANEOUS INCOME			
LICENSED VENDOR PAYMENTS	\$25,860	\$24,756	\$1,104
INTEREST	\$6,203	\$14,004	(\$7,801)
MISCELLANEOUS	\$3,309	\$0	\$3,309
INTERBRANCH	\$0	\$0	\$0
Total Miscellaneous Income	\$35,372	\$38,748	(\$3,376)
OPERATING INCOME (Not including event specific)	\$7,301,891	\$8,182,176	(\$880,285)
OPERATING INCOME (Not including IRAN)	\$7,333,274	\$7,845,420	(\$512,146)



Narcotics Anonymous World Services Consolidated Statement of Activities

Income Statement – For the Twelve Months Ending 30 June 2011

	YTD ACTUAL	YTD BUDGET	VARIANCE
EXPENSE			
LITERATURE PRODUCTION & DISTRIBUTION			
FIXED OPERATIONAL EXPENSES			
MARKETING	\$1,933	\$69,972	(\$68,039)
IN HOUSE PRODUCTION (not included in Cost of Goods)	\$62,307	\$58,140	\$4,167
TRANSLATIONS (not included in Cost of Goods)	\$25,836	\$68,700	(\$42,864)
LITERATURE DISTRIBUTION (IRAN)	\$33,846	\$36,648	(\$2,802)
SHIPPING	\$519,863	\$510,996	\$8,867
BUSINESS PLAN WORK GROUP	\$18,397	\$18,684	(\$287)
LEGAL	\$4,204	\$18,828	(\$14,624)
LITERATURE PRODUCTION & DISTRIBUTION TRAVEL	\$1,241	\$7,908	(\$6,667)
ACCOUNTING	\$13,321	\$12,672	\$649
PERSONNEL (Includes amount budgeted to variable projects)	\$1,191,912	\$1,162,332	\$29,580
OVERHEAD	\$460,621	\$574,320	(\$113,699)
TECHNOLOGY	\$89,079	\$44,580	\$44,499
Total Literature Production & Distribution	\$2,422,560	\$2,583,792	(\$161,232)
Total Literature Production & Distribution without IRAN	\$2,388,714	\$2,547,132	(\$158,418)
WORLD SERVICE CONFERENCE SUPPORT			
FIXED OPERATIONAL EXPENSES			
PUBLICATIONS	\$15,013	\$46,440	(\$31,427)
WORLD SERVICE CONFERENCE BI-ANNUAL MEETING	(\$5,991)	\$33,000	(\$38,991)
WORLD BOARD	\$170,834	\$243,300	(\$72,466)
HUMAN RESOURCE PANEL	\$13,816	\$13,956	(\$140)
WSC CO-FACILITATOR	\$275	\$996	(\$721)
ACCOUNTING	\$8,183	\$8,196	(\$13)
PERSONNEL (Includes amount budgeted to variable projects)	\$732,174	\$752,100	(\$19,926)
OVERHEAD	\$283,590	\$371,616	(\$88,026)
TECHNOLOGY	\$56,835	\$28,848	\$27,987
Subtotal	\$1,274,729	\$1,498,464	(\$223,735)
VARIABLE OPERATIONAL EXPENSES			
LEADERSHIP ORIENTATION MATERIAL	\$0	\$9,996	(\$9,996)
FELLOWSHIP ISSUE DISCUSSIONS	\$2	\$12,504	(\$12,502)
SERVICE SYSTEM	\$149,474	\$75,000	\$74,474
BOOK LENGTH PIECE LIVING CLEAN	\$67,740	\$120,000	(\$52,260)
MEMBER EXPERIENCE PROJECT	\$0	\$2,004	(\$2,004)
FINISHED WSC PROJECTS	\$587	\$9,432	(\$8,845)
Subtotal	\$217,803	\$228,936	(\$11,133)
Total World Service Conference Support	\$1,492,532	\$1,727,388	(\$234,856)



Narcotics Anonymous World Services Consolidated Statement of Activities

Income Statement – For the Twelve Months Ending 30 June 2011

	<u>YTD ACTUAL</u>	<u>YTD BUDGET</u>	<u>VARIANCE</u>
FELLOWSHIP DEVELOPMENT			
FIXED OPERATIONAL EXPENSES			
PUBLICATIONS	\$91,368	\$166,932	(\$75,564)
FELLOWSHIP SUPPORT	\$87,095	\$288,804	(\$201,709)
PUBLIC RELATIONS	\$71,016	\$124,536	(\$53,520)
DEVELOPMENTAL LITERATURE	\$410,078	\$417,900	(\$7,822)
ARCHIVES & INFORMATION MANAGEMENT	\$0	\$9,000	(\$9,000)
ACCOUNTING	\$12,941	\$12,672	\$269
PERSONNEL (Includes amount budgeted to variable projects)	\$1,157,857	\$1,162,332	(\$4,475)
OVERHEAD	\$444,790	\$574,320	(\$129,530)
TECHNOLOGY	\$86,534	\$44,580	\$41,954
Subtotal	\$2,361,679	\$2,801,064	(\$439,385)
VARIABLE OPERATIONAL EXPENSES			
PUBLIC RELATIONS DEVELOPMENT	\$21	\$39,996	(\$39,975)
SERVICE MATERIALS	\$0	\$16,248	(\$16,248)
Subtotal	\$21	\$56,256	(\$56,235)
Total Fellowship Development	\$2,361,700	\$2,857,320	(\$495,620)
EVENTS			
FIXED OPERATIONAL EXPENSES			
FUTURE (AND PRIOR) CONVENTIONS	\$1,827	\$48,372	(\$46,545)
LEGAL	\$0	\$0	\$0
ACCOUNTING	\$3,616	\$3,732	(\$116)
PERSONNEL (Includes amount budgeted to variable projects)	\$323,519	\$341,868	(\$18,349)
OVERHEAD	\$126,489	\$168,912	(\$42,423)
TECHNOLOGY	\$24,179	\$13,116	\$11,063
Total Events (Not including event specific)	\$479,630	\$575,988	(\$96,358)
TOTAL EXPENSE (Not including event specific)	\$6,756,422	\$7,744,488	(\$988,066)
TOTAL EXPENSE (Not including IRAN)	\$6,722,576	\$7,707,828	(\$985,252)
EXCESS REV/EXP (Not including event specific)	\$545,469	\$437,688	\$107,781
EXCESS REVENUE/EXPENSE (Not including IRAN)	\$610,698	\$137,592	\$473,106



Narcotics Anonymous World Services Consolidated Statement of Activities

Income Statement – For the Twelve Months Ending 30 June 2011

	<u>YTD ACTUAL</u>	<u>YTD BUDGET</u>	<u>VARIANCE</u>
EVENT SPECIFIC			
EVENT SPECIFIC INCOME			
WCNA-34 INCOME			
REGISTRATION	\$0	\$0	\$0
SPECIAL EVENTS	\$0	\$0	\$0
NEWCOMER DONATIONS	\$0	\$0	\$0
MERCHANDISE	\$0	\$0	\$0
OTHER SALES	\$150	\$0	\$150
REBATES	\$0	\$0	\$0
	-----	-----	-----
Total Event Specific Income	\$150	\$0	\$150
EVENT SPECIFIC EXPENSE			
WCNA-34 EXPENSE			
REGISTRATION	\$3,084	\$0	\$3,084
SPECIAL EVENTS	\$0	\$0	\$0
PROGRAM	\$755	\$0	\$755
MERCHANDISE	\$1,172	\$0	\$1,172
FACILITIES	\$0	\$0	\$0
SUPPORT COMMITTEE	\$0	\$0	\$0
ADMINISTRATION	\$6,686	\$0	\$6,686
	-----	-----	-----
Total Event Specific Expense	\$11,697	\$0	\$11,697
	-----	-----	-----
Total Event Specific Excess Revenue/Expense	(\$11,547)	\$0	(\$11,547)
	=====	=====	=====
INCREASE (DECREASE) NET ASSETS	\$533,922	\$437,688	\$96,234
	=====	=====	=====
INCREASE (DECREASE) without IRAN	\$599,151	\$137,592	\$461,559



MANNON KAPLAN, CPA
 GEORGE NADEL RIVIN, CPA
 EDWIN KANEMARU, CPA
 KENNETH R. HOLMER, CPA
 DOUGLAS S. WAITE, CPA
 CHARLES SCHNAID, CPA
 DONALD G. GARRETT, CPA
 CATHERINE C. GARDNER, CPA
 JEFFREY L. GOSS, CPA
 RICHARD D'FRONZO, JD
 JOANNA BULSKY, CPA
 RONALD D. CHANDLER, CPA
 MICHAEL S. KAPLAN, CPA
 MICHAEL J. QUACKENBUSH, CPA
 EDMOND AVANESS, CPA
 CRANE CURRAN, CPA
 BRIAN J. HARRIS, CPA
 GREGORY E. KLEIN, CPA
 LINDA BECKER, MBA
 ANDREW B. KOSKI, MBA
 GRANT K. MILLER, CPA

STANLEY I. MILLER, CPA (1921-1995)
 PAUL ARASE, CPA (RETIRED)



Miller, Kaplan, Arase & Co., LLP
 CERTIFIED PUBLIC ACCOUNTANTS

SINCE 1941

4123 LANKERSHIM BOULEVARD
 NORTH HOLLYWOOD, CALIFORNIA 91602-2828
 (818) 769-2010
 FAX (818) 769-3100

MEMBERS
 THE AMERICAN INSTITUTE OF
 CERTIFIED PUBLIC ACCOUNTANTS
 THE CALIFORNIA, NEVADA, OREGON
 AND WASHINGTON SOCIETIES OF
 CERTIFIED PUBLIC ACCOUNTANTS
 BAKER TILLY INTERNATIONAL

OTHER OFFICES:
 SAN FRANCISCO
 SEATTLE
 LAS VEGAS

WWW.MILLERKAPLAN.COM

Independent Auditors' Report

To the World Board of
 Narcotics Anonymous World Services, Inc.

We have audited the accompanying consolidated statements of financial position of Narcotics Anonymous World Services, Inc. (the "Organization") as of June 30, 2011, 2010 and 2009, and the related consolidated statements of activities, functional expenses and cash flows for the years then ended. These consolidated financial statements are the responsibility of the Organization's management. Our responsibility is to express an opinion on these consolidated financial statements based on our audits. We did not audit the financial statements of Payam Omega, (the official business name of the Iran service office) as of June 30, 2011 and for the year then ended, which statements reflect total assets of \$1,122,502 as of June 30, 2011 and total revenues of \$328,950 for the year then ended. Except as explained in the third paragraph, those statements were audited by other auditors whose report has been furnished to us, and our opinion, insofar as it relates to the amounts included for Payam Omega, is based solely on the report of the other auditors.

We conducted our audits in accordance with auditing standards generally accepted in the United States of America. Those standards require that we plan and perform the audit to obtain reasonable assurance about whether the consolidated financial statements are free of material misstatement. An audit includes examining, on a test basis, evidence supporting the amounts and disclosures in the financial statements. An audit also includes assessing the accounting principles used and significant estimates made by management, as well as evaluating the overall financial statement presentation. We believe that our audits and the report of the other auditors provide a reasonable basis for our opinion.

The opinion of the other auditors on the June 30, 2011 financial statements of Payam Omega was qualified because they were not able to obtain information to support inventory in the amount of \$492,185 and beginning net assets of \$171,708.

In our opinion, based on our audits and the report of the other auditors, except for the effects of such adjustments, if any, as might have been determined to be necessary had the other auditors been able to satisfy themselves as to Payam Omega's inventory as of June 30, 2011 and its beginning net assets, the consolidated financial statements referred to in the first paragraph present fairly, in all material respects, the financial position of Narcotics Anonymous World Services, Inc. as of June 30, 2011, 2010 and 2009 and the changes in its net assets and its cash flows for the years then ended in conformity with accounting principles generally accepted in the United States of America.

Miller, Kaplan, Arase & Co., LLP
 MILLER, KAPLAN, ARASE & CO., LLP

February 28, 2012



Narcotics Anonymous World Services
Consolidated Statements of Financial Position
Exhibit A

Assets	<u>June 30, 2011</u>	<u>June 30, 2010</u>	<u>June 30, 2009</u>
Current assets:			
Cash and cash equivalents	\$ 2,437,826	\$ 1,290,112	\$ 1,812,506
Investments - at fair value	596,201	579,596	796,370
Accounts receivable (net of allowance for uncollectible accounts of \$106,239, \$84,512, and \$78,820 respectively)	1,073,696	761,307	913,913
Publication inventory	1,378,442	1,111,155	1,217,895
Prepaid expenses	220,245	156,426	82,100
Total current assets	<u>5,706,410</u>	<u>3,898,596</u>	<u>4,822,784</u>
Property and equipment:			
Furniture and equipment	1,200,797	1,499,489	2,504,928
Leasehold improvements	869,860	883,491	867,259
	2,090,657	2,382,980	3,372,187
Less: accumulated depreciation and amortization	<u>(1,940,180)</u>	<u>(2,292,381)</u>	<u>(2,695,317)</u>
Total property and equipment - net	<u>150,477</u>	<u>90,599</u>	<u>676,870</u>
Other assets:			
Deposits	429,536	12,297	245,024
Trademarks, software and copyrights (net of accumulated amortization of \$1,223,363, \$1,172,804, and \$1,054,565 respectively)	354,973	375,936	405,541
Total other assets	<u>784,509</u>	<u>388,233</u>	<u>650,565</u>
Total assets	<u>\$ 6,641,396</u>	<u>\$ 4,377,428</u>	<u>\$ 6,150,219</u>
Liabilities and net assets			
Current liabilities:			
Accounts payable	\$ 739,196	\$ 170,473	\$ 416,884
Accrued salaries, vacation and tax withholdings payable	221,540	260,837	224,528
Current portion of capital leases payable	-	-	108,600
Deferred convention revenue	1,200,624	-	517,787
Total current liabilities	2,161,360	431,310	1,267,799
Capital leases payable, less current portion	-	-	471,949
Total liabilities	2,161,360	431,310	1,739,748
Unrestricted net assets	<u>4,480,036</u>	<u>3,946,118</u>	<u>4,410,471</u>
Total liabilities and net assets	<u>\$ 6,641,396</u>	<u>\$ 4,377,428</u>	<u>\$ 6,150,219</u>

See accompanying notes to consolidated financial statements.



Narcotics Anonymous World Services Consolidated Statements of Activities Exhibit B

	Year Ended		
	June 30, 2011	June 30, 2010	June 30, 2009
Revenues, gains and other support:			
Sales of publications and program materials	\$ 9,411,732	\$ 8,995,088	\$ 9,637,023
Less discounts and cost of sales	<u>3,609,186</u>	<u>2,977,222</u>	<u>3,506,479</u>
Net sales of publications and program materials	5,802,548	6,017,866	6,130,544
Convention registration and other revenue	-	979,551	103
Fellowship contributions*	742,144	643,745	807,761
Interest	6,200	11,306	20,232
Other	<u>29,049</u>	<u>22,963</u>	<u>25,711</u>
Total revenues, gains and other support	<u>6,579,939</u>	<u>7,675,431</u>	<u>6,984,351</u>
Expenses:			
Literature production and distribution	1,783,768	1,723,056	1,723,036
World Service Conference support	1,447,619	1,982,314	1,576,661
Fellowship development	2,279,236	2,616,805	2,809,963
Events	<u>471,733</u>	<u>1,669,827</u>	<u>592,066</u>
	5,982,356	7,992,002	6,701,726
Depreciation and amortization expense	63,665	273,548	526,915
Gain on disposal of fixed assets	-	(125,766)	-
	<u>63,665</u>	<u>147,782</u>	<u>526,915</u>
Total expenses	<u>6,046,021</u>	<u>8,139,784</u>	<u>7,228,641</u>
Change in net assets	533,918	(464,353)	(244,290)
Unrestricted net assets:			
Beginning of year	<u>3,946,118</u>	<u>4,410,471</u>	<u>4,654,761</u>
End of year	<u>\$ 4,480,036</u>	<u>\$ 3,946,118</u>	<u>\$ 4,410,471</u>

* Previously referred to as Conference contributions.

See accompanying notes to consolidated financial statements.



Narcotics Anonymous World Services
Consolidated Statements of Functional Expenses
Exhibit C-1

	Year Ended June 30, 2011				
	Literature Production and Distribution	World Service Conference Support	Fellowship Development	Events	Total
Expenses:					
Salaries, wages and payroll taxes	\$ 1,018,222	\$ 625,479	\$ 989,129	\$ 276,375	\$ 2,909,205
Employee health benefits	134,915	82,876	131,060	36,619	385,470
Retirement contribution	21,185	13,014	20,580	5,750	60,529
Contract labor	727	446	706	197	2,076
Convention expense	-	-	-	13,524	13,524
Occupancy	206,889	106,298	168,099	46,968	528,254
Travel	45	303	43	12	403
Conferences	-	7,826	-	-	7,826
Worldwide workshops	-	-	51,496	-	51,496
Telephone	30,051	18,460	29,193	8,156	85,860
Postage	7,516	5,335	7,300	3,540	23,691
Office expense	23,738	14,583	23,060	6,444	67,825
Professional fees	75,305	16,221	25,651	7,167	124,344
Equipment leases	149,129	91,608	144,869	40,478	426,084
Computer expense	46,770	30,846	45,434	12,694	135,744
Insurance	23,453	14,407	22,783	6,366	67,009
Developmental literature	-	-	77,812	-	77,812
Free publications	-	15,013	91,368	-	106,381
Free literature	-	-	240,140	-	240,140
Currency conversion	(14,729)	(9,048)	25,243	(3,998)	(2,532)
Public relations	-	-	72,862	-	72,862
Workgroups	18,397	217,221	601	-	236,219
World Board	-	170,834	-	-	170,834
Fellowship assistance	-	-	28,988	-	28,988
Website expense	30,398	18,673	29,530	8,251	86,852
Other operating expenses	11,757	7,224	53,289	3,190	75,460
	<u>1,783,768</u>	<u>1,447,619</u>	<u>2,279,236</u>	<u>471,733</u>	<u>5,982,356</u>
Depreciation and amortization	22,283	13,668	21,646	6,048	63,665
Total expenses	<u>\$ 1,806,051</u>	<u>\$ 1,461,307</u>	<u>\$ 2,300,882</u>	<u>\$ 477,781</u>	<u>\$ 6,046,021</u>

See accompanying notes to consolidated financial statements.



Narcotics Anonymous World Services
Consolidated Statements of Functional Expenses
Exhibit C-2

	Year Ended June 30, 2010				
	Literature Production and Distribution	World Service Conference Support	Fellowship Development	Events	Total
Expenses:					
Salaries, wages and payroll taxes	\$ 1,026,254	\$ 664,047	\$ 1,026,254	\$ 301,839	\$ 3,018,394
Employee health benefits	126,911	82,119	126,911	37,327	373,268
Retirement contribution	23,780	15,387	23,780	6,994	69,941
Contract labor	2,495	1,615	2,495	734	7,339
Convention expense	-	-	-	1,164,640	1,164,640
Occupancy	177,133	103,973	160,685	47,260	489,051
Travel	-	2,295	-	-	2,295
Conferences	-	425,662	-	-	425,662
Worldwide workshops	-	-	142,412	-	142,412
Telephone	30,809	19,936	30,809	11,812	93,366
Postage	6,786	5,158	6,786	5,602	24,332
Office expense	34,783	22,994	34,783	10,230	102,790
Professional fees	72,821	17,576	27,163	9,569	127,129
Equipment leases	94,052	60,857	94,052	27,662	276,623
Computer expense	47,766	33,364	47,766	34,373	163,269
Insurance	18,560	12,009	18,560	5,459	54,588
Interest expense	25,839	16,719	25,839	7,600	75,997
Developmental literature	-	-	106,762	-	106,762
Free publications	-	43,828	171,212	-	215,040
Free literature	-	458	250,968	-	251,426
Currency conversion	-	-	47,231	(11,336)	35,895
Public relations	-	-	69,265	-	69,265
Workgroups	5,127	164,517	7,451	-	177,095
World Board	-	270,427	-	-	270,427
Fellowship assistance	-	-	137,486	-	137,486
Website expense	19,154	12,394	19,154	5,634	56,336
Other operating expenses	10,786	6,979	38,981	4,428	61,174
	<u>1,723,056</u>	<u>1,982,314</u>	<u>2,616,805</u>	<u>1,669,827</u>	<u>7,992,002</u>
Depreciation and amortization	93,006	60,180	93,006	27,356	273,548
Gain on disposal	(42,760)	(27,668)	(42,760)	(12,578)	(125,766)
Total expenses	<u>\$ 1,773,302</u>	<u>\$ 2,014,826</u>	<u>\$ 2,667,051</u>	<u>\$ 1,684,605</u>	<u>\$ 8,139,784</u>

See accompanying notes to consolidated financial statements.



Narcotics Anonymous World Services
Consolidated Statements of Functional Expenses
Exhibit C-3

Year Ended June 30, 2009

	Literature Production and Distribution	World Service Conference Support	Fellowship Development	Events	Total
Expenses:					
Salaries, wages and payroll taxes	\$ 1,004,975	\$ 650,278	\$ 1,004,974	\$ 295,580	\$ 2,955,807
Employee health benefits	128,147	82,919	128,147	37,690	376,903
Retirement contribution	24,991	16,171	24,991	7,350	73,503
Contract labor	1,938	1,254	1,938	24,097	29,227
Convention expense	-	-	-	89,079	89,079
Occupancy	186,848	101,771	157,281	46,260	492,160
Travel	1,457	942	1,457	429	4,285
Conferences	-	43,700	-	-	43,700
Worldwide workshops	-	-	151,907	-	151,907
Telephone	22,008	14,240	22,008	6,929	65,185
Postage	4,068	3,337	4,068	2,197	13,670
Office expense	53,351	34,521	53,350	15,690	156,912
Professional fees	76,967	20,302	31,375	9,228	137,872
Equipment leases	44,232	28,621	44,231	13,009	130,093
Computer expense	32,046	24,848	32,046	9,426	98,366
Insurance	32,832	21,244	32,832	9,655	96,563
Interest expense	55,102	35,654	55,102	16,207	162,065
Developmental literature	-	-	154,296	-	154,296
Free publications	-	51,265	154,678	-	205,943
Free literature	746	616	318,928	219	320,509
Currency conversion	-	-	42,856	-	42,856
Public relations	-	-	145,538	-	145,538
Workgroups	22,709	192,515	65,907	-	281,131
World Board	-	232,651	-	-	232,651
Fellowship assistance	-	-	138,182	-	138,182
Website expense	12,569	8,133	12,569	3,712	36,983
Other operating expenses	18,050	11,679	31,302	5,309	66,340
	1,723,036	1,576,661	2,809,963	592,066	6,701,726
Depreciation and amortization	179,151	115,921	179,151	52,692	526,915
Total expenses	\$ 1,902,187	\$ 1,692,582	\$ 2,989,114	\$ 644,758	\$ 7,228,641

See accompanying notes to consolidated financial statements.



Narcotics Anonymous World Services Consolidated Statements of Cash Flows Exhibit D

	Year Ended		
	June 30, 2011	June 30, 2010	June 30, 2009
Cash flows from operating activities:			
Change in net assets	\$ 533,918	\$ (464,353)	\$ (244,290)
Adjustment to reconcile change in net assets to net cash provided (used) by operating activities:			
Depreciation and amortization	63,665	273,548	526,915
Gain on disposition of fixed assets	-	(125,766)	-
(Increase) decrease in assets:			
Accounts receivable	(312,389)	152,608	(12,851)
Publication inventory	(267,287)	106,740	(339,871)
Prepaid expenses	(63,819)	(74,326)	81,468
Deposits	(417,239)	232,727	(86,404)
Increase (decrease) in liabilities:			
Accounts payable	568,723	(246,411)	(7,934)
Accrued salaries and withholdings payable	(39,297)	36,309	(35,230)
Deferred convention revenue	1,200,624	(517,787)	517,787
Net cash provided (used) by operating activities	1,266,899	(626,713)	399,590
Cash flows from investing activities:			
Purchases of investments	(22,019)	(11,307)	(20,232)
Proceeds from the sale of investments	5,414	286,961	313,165
Purchases of property and equipment	(47,513)	(36,471)	(65,348)
Purchases of leasehold improvements	(6,370)	(17,769)	(13,315)
Payments to secure copyrights and trademarks and purchase software	(48,697)	(61,378)	(150,679)
Net cash provided (used) by investing activities	(119,185)	160,036	63,591
Cash flows from financing activities:			
Repayment of capital lease obligations	-	(55,717)	(84,462)
Net increase (decrease) in cash and cash equivalents	1,147,714	(522,394)	378,719
Cash and cash equivalents:			
Beginning of year	1,290,112	1,812,506	1,433,787
End of year	\$ 2,437,826	\$ 1,290,112	\$ 1,812,506

Supplemental disclosures of cash flow information:

Interest paid during the years ended June 30, 2011, 2010 and 2009 amounted to \$0, \$75,997, and \$162,065, respectively.

In the year ended June 30, 2010, leased equipment with a net book value of \$399,066 was replaced and the related lease obligations, totaling \$544,084, were terminated.

See accompanying notes to consolidated financial statements.



Notes to Consolidated Financial Statement

Independent Auditors' Report Years Ended June 2011, 2010, and 2009

Note 1 – Organization and Nature of Activities

Narcotics Anonymous World Services, Inc. (NAWS) was incorporated on 25 January 1977 and is headquartered in Chatsworth, California. In addition, NAWS operates a literature distribution facility in Toronto, Canada and offices in Brussels, Belgium, and Iran. NAWS' Iranian service office is known as Payam Omega. NAWS is a not-for-profit organization that provides communications and information for the Fellowship of Narcotics Anonymous (NA). NAWS achieves its purpose by maintaining correspondence with NA groups and service committees, by printing and distributing World Services Conference (WSC) approved literature, and by maintaining the archives and files of NA.

In 1993, NA established the Fellowship Intellectual Property Trust (the Trust). The Trust was established for the purpose of holding and administering all recovery material and other intellectual properties of NA. The Trust is included in the consolidated financial statements of NAWS as a result of common control.

NAWS is exempt under Section 501(c)(3) of the Internal Revenue Code and comparable California Revenue and Taxation Code. The Trust is also exempt under the applicable Internal Revenue Code and comparable California Revenue and Taxation Code. In addition, the Internal Revenue Service has determined that NAWS and the Trust are not private foundations within the meaning of Section 509(a) of the Internal Revenue Code. Therefore, no provision for Federal and state income taxes was made for either NAWS or the Trust.

Note 2 – Summary of Significant Accounting Policies

A. Consolidation Policy and Basis of Accounting

The accompanying consolidated financial statements include the accounts of NAWS and the Trust. Significant intercompany balances and transactions are eliminated in consolidation. The consolidated financial statements are prepared on the accrual basis of accounting.

B. Financial Statement Presentation

Under US generally accepted accounting principles (GAAP) not-for-profit organizations are required to report information regarding financial position and activities according to three classes of net assets: unrestricted net assets, temporarily restricted net assets and permanently restricted net assets. As of 30 June 2011, 2010, and 2009, NAWS held no temporarily or permanently restricted net assets.

C. Cash and Cash Equivalents

NAWS considers all funds held in checking and savings accounts to be cash and cash equivalents.

D. Investments

NAWS investments are reported at fair value. Investments include certificates of deposit, money market funds and government securities. See Note 5.

E. Publication Inventory

Publications and other items held for resale are included in inventory and are carried at the lower of cost or market, with cost determined by the first-in, first-out method.



E. Property and Equipment

Leasehold improvements and furniture and equipment are stated at cost. Major additions are capitalized while replacements, maintenance and repairs that do not improve or extend the useful life of the asset are expensed. Depreciation is computed using the straight-line method over the estimated useful lives of the related assets, which are as follows:

Leasehold improvements	5 years
Furniture and equipment	5 – 10 years

Depreciation expense for the years ended 30 June 2011, 2010, and 2009 amounted to \$13,106, \$72,391, and \$408,680 respectively.

G. Trademarks and Copyrights

The cost of acquiring and defending copyrights and trademarks is capitalized and is being amortized over the approximate economic life of the copyright or trademark, which is estimated to be ten years. The cost of computer software is also capitalized and amortized over a period of seven years. Amortization expense for the years ended 30 June 2011, 2010, and 2009 amounted to \$50,559, \$101,606 and \$118,235, respectively.

H. Accounts Receivable and Allowance for Doubtful Accounts

Accounts receivable are reported net of an allowance for doubtful accounts. The allowance is based on management's estimate of the amount of receivables that will actually be collected. Management estimates uncollectible accounts based on the age of the receivable and other factors.

I. Translation of Foreign Financial Statements

Financial operations in Canada, Europe, and the Middle East are translated throughout the year to United States dollars. Gains or losses resulting from translating foreign currency financial statements are recorded in the consolidated statements of activities.

J. Estimates

The preparation of financial statements in conformity with accounting principles generally accepted in the United States of America requires management to make estimates and assumptions that affect certain reported amounts and disclosures in the financial statements. Actual results could differ from those estimates.

K. Functional Allocation of Expenses

Based on estimates developed by management, 2011, 2010, and 2009 program service costs totaled \$5,441,419, \$7,325,806, and \$6,505,777, management and general costs totaled \$604,602, \$813,978, and \$722,864, respectively.

L. Tax Status

NAWS has adopted guidance on accounting for uncertainty in income taxes issued by the Financial Accounting Standards Board. Management believes that NAWS has taken no uncertain tax positions that require adjustment to the financial statements to comply with the provisions of this guidance. Information returns for years subsequent to 30 June 2007 (2006 for state returns) are subject to examination by authorities.



Note 3 – Retirement Plan

NAWS maintains a qualified defined contribution retirement plan, which covers all employees. Under the terms of the plan, employees may elect to contribute pre-tax earnings up to the maximum allowable amount. NAWS matches deferrals of up to 5% of compensation based on the employee's number of years of service. NAWS contributions totaled \$60,529, \$69,941, and \$73,503 for the years ended 30 June 2011, 2010, and 2009, respectively.

Note 4 – Operating and Capital Leases

NAWS has entered into capital lease agreements for the use of office equipment. The total value of the equipment under capital leases as of 30 June 2009 was \$776,560. These agreements were terminated and the equipment retired during 2010. Replacement equipment was obtained under a new agreement, which is treated as an operating lease in the accounting records. NAWS leases additional equipment and facilities under various operating leases.

The following is a schedule of future minimum rental payments required under operating leases that have initial or remaining noncancelable lease terms in excess of one year as of 30 June 2011:

Year ending 30 June

2012	\$ 618,550
2013	601,997
2014	592,137
2015	601,415
Thereafter	<u>514,803</u>
Total minimum payment required	<u>\$2,928,902</u>

Total payments made under the leases during the years ended 30 June 2011, 2010, and 2009 were \$655,245, \$746,935, and \$700,956 respectively.

Note 5 – Investments

GAAP establishes a fair value hierarchy that prioritizes valuation inputs into three levels based on the extent to which inputs used in measuring fair value are observable in the market:

Level 1 – Inputs are quoted prices in an active market.

Level 2 – Inputs are quoted prices for similar instruments and model-based valuation techniques for which all significant assumptions are observable in the market or can be corroborated by observable market data.

Level 3 – Inputs are generally unobservable and typically reflect management's estimates of assumptions that market participants would use in pricing the asset or liability.

The following tables summarize investments based on the inputs used to value them:



30 June 2011

	Level 1	Level 2	Level 3	Total
Money market funds	\$ 133,211	\$ –	\$ –	\$ 133,211
Certificates of Deposit	–	–	449,022	449,022
US Government and Government Agency obligations	–	9,371	–	9,371
Equities	4,597	–	–	4,597
	<u>\$ 137,808</u>	<u>\$ 9,371</u>	<u>\$ 449,022</u>	<u>\$ 596,201</u>

30 June 2010

	Level 1	Level 2	Level 3	Total
Money market funds	\$ 109,014	\$ –	\$ –	\$ 109,014
Certificates of Deposit	–	–	455,791	455,791
US Government and Government Agency obligations	–	13,222	–	13,222
Equities	1569	–	–	1569
	<u>\$ 110,583</u>	<u>\$ 13,222</u>	<u>\$ 455,791</u>	<u>\$ 579,596</u>

30 June 2009

	Level 1	Level 2	Level 3	Total
Money market funds	\$ 364,105	\$ –	\$ –	\$ 364,105
Certificates of Deposit	–	–	415,336	415,336
US Government and Government Agency obligations	–	16,228	–	16,228
Equities	701	–	–	701
	<u>\$ 364,806</u>	<u>\$ 16,228</u>	<u>\$ 415,336</u>	<u>\$ 796,370</u>

The following table reconciles the beginning and ending fair value of the Plan's Level 3 investments:

	Year Ended		
	June 30, 2011	June 30, 2010	June 30, 2009
Balance, 1 July	\$ 455,791	\$ 415,336	712,775
Purchases/Accrued Interest	12,315	12,178	12,325
Sales/Maturities	(19,084)	28,277	(309,764)
Balance, 30 June	<u>\$ 449,022</u>	<u>\$ 455,791</u>	<u>415,336</u>

The following tables summarize investments based on the inputs used to value them:

The following tables reconcile the beginning and ending fair value of the Plan's Level 3 investments:

Level 1 – investments comprise equities and money market funds traded daily on an active exchange.

Level 2 – investments consist of government obligations valued based on trade prices for similar securities.

Level 3 – investments are certificates of deposit reported at cost, which approximates fair value.

**Note 6 – Concentrations of Credit Risk**

NAWS places its cash and cash equivalents with high quality financial institutions. Cash in US banks was fully covered by the Federal Deposit Insurance Corporation (FDIC). Cash in Canadian accounts is insured up to \$100,000 (Canadian) per bank by CDIC. Cash in other foreign accounts is not insured by the FDIC and totaled approximately \$290,000 as of 30 June 2011.

Assets reported in the statement of financial position as of 30 June 2011 include cash of approximately \$514,000 and publication inventory of approximately \$492,000 at Payam Omega. Due to current relations between Iran and the United States, it is unlikely that NAWS could transfer such assets out of Iran; accordingly their use is limited to Iranian operations.

Note 7 – Employment Contract

NAWS has entered into an employment agreement with its Executive Director. The agreement provides for compensation and benefits and expires on 31 December 2013. Should the agreement be terminated by NAWS, certain amounts would be payable to the Executive Director as defined in the agreement.

Note 8 – Subsequent Events

Management has evaluated subsequent events through 28 February 2012, the date these financial statements were available to be issued. There were no other material subsequent events that require recognition or additional disclosure in these financial statements.



Invest in Our Vision

Part of our strategic plan centers on communication, including communicating key messages to the fellowship in an effective manner. One key message that remains critical throughout our fellowship year after year is the fact that financial resources are a necessary part of furthering the primary purpose of our groups through NA services. Since the adoption of A Vision for NA Service at WSC 2010, we have been consistently forwarding a message of “Invest in Our Vision” through a series of articles in *The NA Way Magazine* related to self-support and funding NA services. These articles have reiterated some of the points made in the new self-support pamphlets approved at the same conference, with a special emphasis on some of the specific practical applications of those ideas. In conjunction with these articles in *The NA Way*, we have also created two different session profiles for fellowship workshops on the topic of self-support, also centered on ideas in the new self-support pamphlets. Our hope is that this will continue to raise awareness among our members of the importance of the work we do in helping to fulfill that Vision.

We have trimmed back our expenses in every area possible and continue to operate at these levels in order to try to make the most of what we have. In keeping with our mission to support and further the fellowship’s primary purpose, we have continued to provide free and subsidized literature. We believe that by providing developing NA communities with literature, we are able to inspire more hope for recovery and the ability to better carry the NA message. NA World Services provided over \$630,000 in free or reduced-price literature in the 2010–2011 fiscal year.

Hope is one of our most abundant resources in NA, and we know that together, we can make it through difficult times. We are a fellowship of drug addicts who continually prove that to each other as we stay clean and find new ways to live, against all odds. Our resources may be limited in the short term, but In a Spirit of Unity, we pull together what we have and can carry our message of hope and freedom to addicts all around the world—so that one day, in our future, “every addict in the world has the chance to experience our message in his or her own language and culture and find the opportunity for a new way of life.”



Fellowship Contributions

With each edition of the annual report, we provide a detailed list of the contributions members, groups, and service committees have sent us during the fiscal year. We organize the contributions by region for easy reference. Looking at the contribution figures as compared to the total expenses for fellowship services expenses gives us a snapshot view of how far these fellowship contributions go in paying for the services we provide for and on behalf of our worldwide fellowship.

As most of our members understand, the fact that NA World Services, Inc. must operate as a business does not change the spiritual nature of our goals as an organization. This is further supported by the approval of A Vision for NA Service during this conference cycle. While some organizations respond to the ongoing challenges posed by the global economic climate by cutting the level of services provided, the continued pursuit of our vision means continuing to provide the highest level of services we can.

As the following charts indicate, we have been able to make modest cuts without a serious reduction in the services we provide to the fellowship. The unfortunate reality is that we are not able to calculate the overall loss the fellowship sustains when we are unable to provide workshops for a developing NA community or when we are unable to have a presence at a public relations event. In some cases we are able to rely on local members to step up and fill those roles in our absence, but other times these unattended events simply represent missed opportunities. While we were able to reduce expenses during this fiscal year, the coming year will include the rather considerable expenses associated with holding the World Service Conference. The conference is another area where we have sought to reduce expenses as much as possible, but the costs of holding any week-long event of this type can only be reduced so much.

The following table shows the total contributions we have received per group in recent years, as compared to the cost per group of services we provide (i.e., WSC support and fellowship development expenses). These figures are meant to provide an idea of what it would take for our fellowship services to be funded entirely by fellowship contributions.

Annual WSC & Fellowship Development Expenses and Total Weekly Meetings Worldwide

Year	2008–2009	2009–2010	2010–2011
Number of Groups/Meetings worldwide (approx.)	53,038	58,039	58,039
Total contributions received from groups/meetings worldwide	\$807,711	\$643,745	\$741,994
Contributions received per group/meeting worldwide	\$15.23	\$11.09	\$12.78
Cost to fund fellowship services (WSC support and fellowship development)	\$4,773,473	\$4,777,373	\$3,854,232
Dollars needed per group/meeting worldwide to cover fellowship services	\$90.00	\$82.31	\$66.41
Percentage of expenses currently covered by fellowship contributions	16.9%	13.5%	19.3%



A large portion of our fellowship is concentrated in the US and Canada, and so a great deal of our contributions also come from NA groups and service bodies in that part of the world. Many NA communities outside of North America are still in early developmental stages or exist in places where the economic conditions prevent the possibility of making substantial financial contributions to the global fellowship anytime in the near future. With that in mind, we also provide figures regarding what it would take for groups in US/Canada to fully fund the services provided directly to the fellowship by NAWS each year. These figures are noticeably higher, but when broken down to a monthly figure, this would amount to each group in the US and Canada contributing less than \$12 to NA World Services each month. Especially for well-off groups in the US and Canada, this figure does not seem too outrageous. Indeed, in recent years we have seen an uptick in the number of contributions coming directly from NA groups, which is a fund-flow model supported not just by the recently updated self-support pamphlets, but one that has been a part of Fellowship-approved NA literature since the mid-1990s.

Annual WSC & Fellowship Development Expenses and Total US/Canada Meetings

Year	2008–2009	2009–2010	2010–2011
Number of meetings in US and Canada (approx.)	26,779	27,883	27,883
Contributions received from US and Canada	\$724,200	\$537,819	\$589,882
Contributions received per US and Canada meeting	\$27.04	\$19.32	\$21.19
Cost to fund fellowship services (WSC support and fellowship development)	\$4,773,473	\$4,777,373	\$3,854,232
Dollars needed per US/Canada meeting to cover fellowship services	\$178.25	\$171.64	\$138.48
Percentage of expenses currently covered by US/Canada contributions	15.2%	11.3%	15.6%

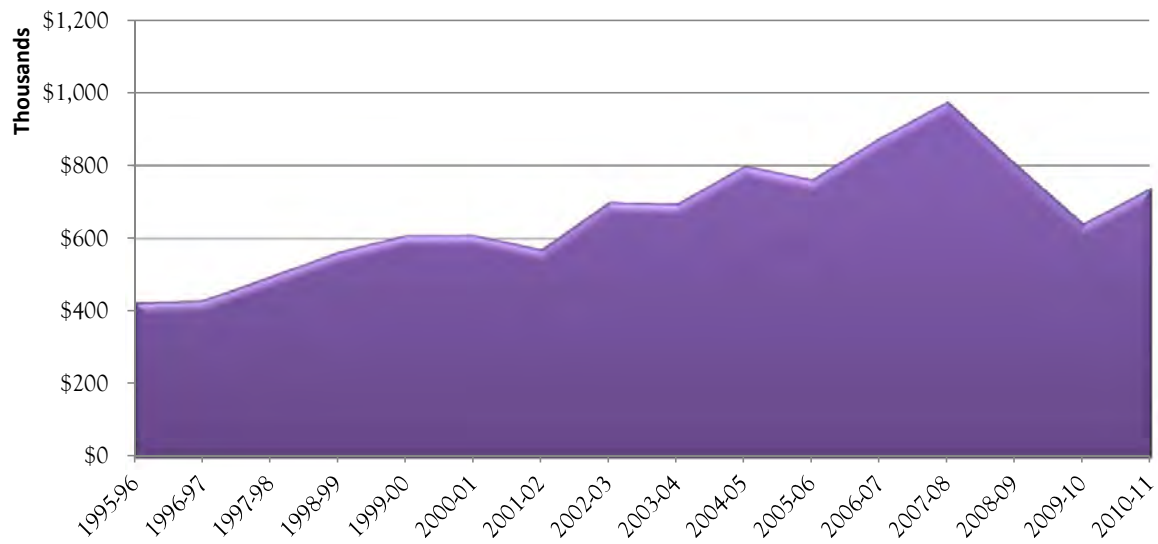
As always, we encourage other service bodies to do what we have done here: calculate the cost of delivering effective services in your area or region and report those numbers to the local NA groups. The figures will be most helpful when broken down into meaningful numbers, such as the amount of contributions needed per group, per month, to keep the local service budget solvent. By providing members information about what it takes to make these services possible, we can help them see how the money they put in the basket is an investment in our vision.

These tables illustrate a few interesting changes in the contributions we received during this fiscal year. First, the total dollar figures for contributions received this year fall somewhere in between the amounts received in the previous two years. The level of contributions being made by the fellowship may not be where it was two years ago, but it is certainly up from last year. When coupled with our continued efforts to reduce expenses—which were reduced by well over 15% this fiscal year, fellowship contributions covered a larger portion of total fellowship services expenditures this fiscal year than during each of the previous two fiscal years. While the improvement over past years may seem modest, we think it's a good sign that we are moving in the right direction.



Contribution Totals by Fiscal Year 1995-2011

Year	Total	% Change from prior	
1995-96	\$425,779		
1996-97	\$433,203	2%	Conference & Convention
1997-98	\$498,525	15%	Conference & Convention Lit Discounts decreased & price increase for keytags, chips and IP's
1998-99	\$565,175	13%	Conference & Convention & Literature discounts decreased
1999-00	\$611,885	8%	Conference & Convention Literature discounts decreased
2000-01	\$612,967	0%	Convention
2001-02	\$572,504	-7%	Conference (Delegate Funding)
2002-03	\$702,768	21%	Convention
2003-04	\$697,993	-1%	Conference (Delegate Funding) & Convention
2004-05	\$802,401	15%	Neither
2005-06	\$764,393	-5%	Conference (Delegate Funding) & Convention
2006-07	\$879,813	15%	Neither
2007-08	\$978,673	11%	Conference (Delegate Funding) & Convention
2008-09	\$807,711	-17%	US was 85% of total
2009-10	\$643,745	-20%	WSC and WCNA - US 75% of total
2010-11	\$741,994	15%	





Regional Contributions

		Jul 2010/Jun 2011 Number of Contributions	Jul 2010/Jun 2011 Contributions	Jul 2009/Jun 2010 Contributions
ABCD Region				
3981601	ABCD REGION (NY)	12	1,818.10	916.15
3981402	ALBANY/RENSSELAER AREA (NY)	2	524.86	344.36
3981401	MOHAWK RIVER AREA (NY)	1	38.39	119.58
	<i>ABCD Region Total:</i>	15	2,381.35	1,380.09
Alabama - Northwest Florida				
3011217	AGAINST THE ODDS GROUP OF NA	1	11.67	0.00
3011601	ALABAMA/NW FLORIDA RSC (AL)	1	365.00	2,989.59
3011216	EXPECT A MIRACLE (AL)	0	0.00	175.00
3011211	GRATITUDE GROUP OF NA (FL)	1	229.23	310.71
3011401	GREATER PENSACOLA ASC	1	500.00	0.00
	INDIVIDUAL MEMBERS	1	25.00	0.00
	<i>Alabama - Northwest Florida Total:</i>	5	1,130.90	3,475.30
Alaska Region				
3021601	ALASKA RSC (AK)	2	2,063.79	0.00
3021401	ANCHORAGE AREA (AK)	3	23.76	452.19
3021212	CLEAN MACHINE GROUP (AK)	1	50.00	79.28
3021213	OUR GRATITUDE SPEAKS (AK)	2	70.00	0.00
3021202	WALK YOUR TALK GROUP (AK)	8	550.00	630.00
	<i>Alaska Region Total:</i>	16	2,757.55	1,161.47
Alsask Region				
3731601	ALSASK RSC (AB)	3	3,480.05	2,065.36
3731216	EAGLES NEST NA GROUP (SK)	0	0.00	30.00
3731402	EANASC (AB)	3	3,511.22	2,433.81
3731218	EDMONTON NOONER (CAN)	1	400.00	0.00
3731215	FAITH GROUP (AB)	0	0.00	100.00
	INDIVIDUAL MEMBERS	0	0.00	500.00
3731204	JUST FOR TODAY GROUP (AB)	5	344.80	243.06
3731213	SAFE PASSAGE TO RECOVERY (SK)	1	20.00	100.00
3731219	SURRENDER IN SYLVAN NA (CAN)	1	300.00	0.00
3731217	THE SKY'S THE LIMIT GROUP (AB)	0	0.00	50.00
3731214	TUESDAY NIGHT GROUP (AB)	0	0.00	800.00
	<i>Alsask Region Total:</i>	14	8,056.07	6,322.23
Aotearoa - New Zealand Region				
3761601	AOTEAROA/NEW ZEALAND RSC (NZ)	1	1,881.74	1,775.39
	<i>Aotearoa - New Zealand Region Total:</i>	1	1,881.74	1,775.39
Argentina Region				
3861401	AREA INDEPENDENCIA ARGENNTINA	0	0.00	260.00
3861601	ARGENTINA RSC (ARG)	0	0.00	4,900.00
3861402	OASTE AREA (ARG)	0	0.00	200.00
	<i>Argentina Region Total:</i>	0	0.00	5,360.00
Arizona Region				
3031202	APACHE JUNCTION NA (AZ)	5	137.54	168.64
3031601	ARIZONA RSC (AZ)	1	1,500.00	6,000.00
3031214	ARMOURY PARK TUES NIGHT (AZ)	1	20.00	0.00
3031401	CAN NA AREA (AZ)	2	2,025.50	2,511.30
3031211	CANDLELIGHT MEETING (AZ)	2	58.00	45.00
3031210	DYNAMITE RECOVERY GROUP (AZ)	9	234.85	52.00
3031403	EAST VALLEY AREA (AZ)	2	276.91	858.94



		Jul 2010/Jun 2011 Number of Contributions	Jul 2010/Jun 2011 Contributions	Jul 2009/Jun 2010 Contributions
<i>Arizona Region continued</i>				
	INDIVIDUAL MEMBERS	12	741.84	0.00
3031215	MACCNA INC (AZ)	1	1,156.74	0.00
3031204	MILE HIGH GRATITUDE GROUP (AZ)	0	0.00	100.00
3031205	RECOVERY & BEYOND GROUP (AZ)	1	200.00	0.00
3031213	SAHUARITA SERENITY (AZ)	5	92.00	0.00
3031217	SATURDAY MORNING NA (AZ)	1	85.44	0.00
3031207	SPIRITUALLY FIT WOMEN (AZ)	0	0.00	35.66
3031209	STEP IN TIME (AZ)	4	92.50	100.00
3031218	TALKING HEADS GROUP (AZ)	1	20.00	0.00
3031216	THE WAVE MEETING (AZ)	1	75.00	0.00
3031212	TURN THE PAGE GROUP (AZ)	2	117.30	0.00
	<i>Arizona Region Total:</i>	50	6,833.62	9,871.54
Arkansas Region				
3041601	ARKANSAS RSC (AR)	3	801.79	2,986.61
3041402	CENTRAL ARKANSAS AREA (AR)	4	2,075.31	3,228.36
3041211	COMMON BOND GROUP (AR)	0	0.00	100.00
3041405	FOOTHILLS UNITY AREA NARCOTICS	1	325.90	0.00
3041201	PARAGOULD NA GROUP (AR)	5	400.00	550.00
3041203	RECOVERY IN THE DAYLIGHT (AR)	12	566.53	642.99
3041213	WHO WE ARE (AR)	1	38.81	0.00
	<i>Arkansas Region Total:</i>	26	4,208.34	7,507.96
Australia Region				
3831601	AUSTRALIAN REGION (AUS)	2	18,935.25	7,033.00
3831402	FAR NTH COAST AREA SERV COMM	0	0.00	1,000.00
3831205	FREEDOM GROUP (AUS)	0	0.00	100.00
	INDIVIDUAL MEMBERS	1	50.00	0.00
3831206	PRAHRAN STEPS & TRADITIONS (AU)	1	400.00	0.00
3831204	TOORAK TUESDAY NIGHT (AUS)	3	1,020.00	450.00
	<i>Australia Region Total:</i>	7	20,405.25	8,583.00
Baja-son Region				
3281401	AREA BAJA CACHANILLA	1	95.00	0.00
3281404	AREA BAJA PACIFICO	1	25.00	0.00
3281403	AREA EL ESTADO	1	51.00	0.00
3281402	AREA PUERTO ENSENADA	1	42.00	0.00
	<i>Baja-son Region Total:</i>	4	213.00	0.00
Best Little Region				
3061601	BEST LITTLE REGION RSC (TX)	2	2,326.79	2,967.11
3061208	NA HOPE GROUP (TX)	2	135.00	180.00
3061205	NEW AWAKENINGS GROUP (TX)	1	100.00	0.00
3061203	NEWCOMERS GROUP (TX)	1	47.00	45.00
3061204	NOTHING TO FEAR GROUP (TX)	8	159.60	318.76
3061403	PANHANDLE AREA (TX)	9	179.84	86.74
3061201	SERENITY GROUP (TX)	0	0.00	815.40
3061401	UNITY AREA OF WEST TEXAS	0	0.00	300.00
	<i>Best Little Region Total:</i>	23	2,948.23	4,713.01
Bluegrass-Appalachian Region				
30K1201	ANOTHER CHANCE GROUP (KY)	6	320.00	0.00
30K1401	GRASS ROOTS AREA (KY)	0	0.00	1,500.00
30K1403	KENTUCKY SURVIVORS AREA	2	677.57	822.28
	<i>Bluegrass-Appalachian Region Total:</i>	8	997.57	2,322.28



		Jul 2010/Jun 2011 Number of Contributions	Jul 2010/Jun 2011 Contributions	Jul 2009/Jun 2010 Contributions
Brazil Region				
3821402	ASC INTERIOR PAULISTA	1	750.00	0.00
3821601	BRAZIL REGION	1	150.00	1,200.00
3821204	ESPERANCA GROUP (BRA)	0	0.00	91.43
3821206	FACA DIFERENTE GROUP (BRA)	0	0.00	115.00
3821202	GRUPO JARDINS (BRA)	0	0.00	150.00
3821602	HOW REGION BRAZIL	5	3,643.00	1,580.00
	INDIVIDUAL MEMBERS	3	276.00	200.00
3821603	RIO DE JANIERO REGION (BRA)	1	1,000.00	432.00
	<i>Brazil Region Total:</i>	11	5,819.00	3,768.43
British Columbia Region				
3071222	ADDICTS WITH NEW HOPE	1	300.00	0.00
3071223	ALIVE AND FREE (BC)	0	0.00	42.83
3071216	BASIC TEXT GROUP (BC)	1	40.00	64.77
3071214	BREAKFAST ON THE STEPS (BC)	0	0.00	466.58
3071601	BRITISH COLUMBIA RSC	1	500.00	4,000.00
3071226	FRESH START BELLA COOLA (CAN)	1	30.00	0.00
3071201	HOPE GROUP (BC)	1	250.00	0.00
	INDIVIDUAL MEMBERS	1	100.00	0.00
3071206	JUST AS WE ARE GROUP (BC)	2	170.00	160.00
3071207	JUST FOR TODAY GROUP (BC)	1	25.00	0.00
3071225	LADYSMITH NA (BC)	2	82.50	0.00
3071221	MESSAGES & MIRACLES (BC)	0	0.00	100.00
3071204	NEVER TOO YOUNG GROUP (BC)	0	0.00	100.74
3071220	PEACE IN THE VALLEY (BC)	2	130.00	300.00
3071203	SATURDAY NIGHT LIVE GROUP (BC)	1	25.00	0.00
3071407	SOUTH OKANAGAN AREA (BC)	1	50.00	1,000.00
3071406	SOUTH VANCOUVER ISLAND (BC)	5	254.06	952.58
3071219	SUNSHINE RECOVERY GROUP (BC)	0	0.00	110.00
3071224	THE CLEAN LIFE	3	244.21	0.00
3071202	TUNNEL OF LIGHT GROUP (BC)	1	150.00	100.00
	<i>British Columbia Region Total:</i>	24	2,350.77	7,397.50
Buckeye Region				
3081601	BUCKEYE RSC (OH)	0	0.00	600.00
3081202	NO STRINGS ATTACHED (OH)	1	100.00	0.00
3081403	WESTERN AREA GENERAL SERVICE	1	700.00	20.00
3081401	WESTERN RESERVE AREA (WRASCNA)	0	0.00	490.00
	<i>Buckeye Region Total:</i>	2	800.00	1,110.00
California Inland Region				
3801208	704 MEETING (CA)	8	49.00	6.20
3801211	ANONYMOUS SAN BERNARDINO	2	28.00	0.00
3801601	CALIFORNIA INLAND RSC	1	13.60	1,728.80
3801212	DOWNTOWN MADNESS (CA)	2	63.00	0.00
3801218	FRIDAY NIGHT DOWNTOWN MADNESS	1	37.00	0.00
3801215	FRIDAY NIGHT YUCCA VALLEY	1	8.00	0.00
3801217	HOUSE OF HOPE GROUP	1	100.00	0.00
3801207	HOW & WHY GROUP (CA)	0	0.00	111.00
3801213	IP FREELY ON FRIDAY NIGHT	2	30.00	0.00
3801209	LEAVE NO ADDICT BEHIND (CA)	0	0.00	20.00
3801403	LOWER DESERT AREA SERVICE COMM	4	1,217.73	0.00
3801204	MANIC MONDAY GROUP (CA)	7	318.04	266.80
3801216	MONDAY BEG TOPIC MTG	6	63.46	0.00



		Jul 2010/Jun 2011 Number of Contributions	Jul 2010/Jun 2011 Contributions	Jul 2009/Jun 2010 Contributions
<i>California Inland Region continued</i>				
3801402	MORONGO BASIN AREA (CA)	0	0.00	25.01
3801214	SATURDAY NIGHT ALIVE	2	30.00	0.00
3801201	THANK GOD IT'S FRIDAY MEETING	1	32.00	215.00
3601215	TRADITIONS 101 GROUP (CA)	0	0.00	132.00
3801206	WE CARE MEETING	1	11.71	87.93
3801210	WE DO RECOVER (CA)	5	69.22	0.00
3801205	WEDNESDAY NITE MORONGO (CA)	1	125.00	380.00
3801219	WOMENS JOURNEY (CA)	1	5.00	0.00
	<i>California Inland Region Total:</i>	46	2,200.76	2,972.74
California Midstate Region				
3091601	CALIFORNIA MID STATE RSC	1	2,602.78	3,252.16
3091213	CROSSROADS GROUP OF NA (CA)	1	9.00	0.00
3091212	EARLY SERENITY NA (CA)	2	42.36	0.00
3091401	FOOTHILL AREA (CA)	9	50.24	48.13
3091210	MEN'S GRATITUDE MEETING (CA)	1	200.00	0.00
3091211	TEHACHAPI NA GROUPS (CA)	2	63.50	0.00
	<i>California Midstate Region Total:</i>	16	2,967.88	3,300.29
Canadian Atlantic Region				
3401601	CANADIAN ATLANTIC REGION	0	0.00	1,000.00
	<i>Canadian Atlantic Region Total:</i>	0	0.00	1,000.00
Carolina Region				
3101251	ALL KIDDING ASIDE (SC)	1	110.00	0.00
3101244	BACK PORCH GROUP OF NA (SC)	0	0.00	100.00
30P1223	BASIC TEXT EXPRESS (NC)	0	0.00	25.00
30P1401	CAPITAL AREA (NC)	1	226.16	197.83
3101601	CAROLINA RSC	1	1,500.00	5,500.00
30P1407	CENTRAL PIEDMONT AREA (CPANA)	1	597.88	0.00
3101203	CLEAN AND SERENE (SC)	8	396.36	530.00
3101245	CLEAN LIVING (SC)	11	508.54	0.00
3101247	CONSCIOUS CONTACT GROUP (NC)	1	3,000.00	0.00
30P1237	COURAGE TO CHANGE (NC)	4	57.00	0.00
30P1242	DAY X DAY HOME GROUP (NC)	1	100.00	0.00
3101210	FLOWERTOWN NA (SC)	2	124.78	225.30
3101234	GATEWAY TO FREEDOM GROUP	3	31.00	70.00
3101250	GRATEFUL HEAD HOME GROUP (SC)	8	80.00	0.00
30P1405	GREATER CHARLOTTE AREA (NC)	0	0.00	58.51
	INDIVIDUAL MEMBERS	0	0.00	-100.00
30P1203	JUST FOR TODAY GROUP (NC)	3	113.99	55.35
3101248	LAGRAND RECOVERY GROUP (SC)	1	100.00	0.00
30P1406	LAKE NORMAN AREA (NC)	7	1,310.98	550.00
3101241	MIDDLE OF THE ROAD GROUP	6	495.88	125.78
3101249	MIRACLES IN PROGRESS (SC)	1	11.50	0.00
30P1226	NAPD GROUP (NC)	4	342.06	692.84
30P1408	NEW HOPE AREA (NC)	2	1,250.00	0.00
30P1243	NEW HORIZONS GROUP OF NA (NC)	1	117.00	0.00
30P1241	OVER & BEYOND GROUP OF NA	5	50.00	0.00
3101406	PORT CITY AREA OF NA (SC)	5	158.54	71.34
3101230	SEEKING SOULUTIONS GROUP	0	0.00	103.85
3101403	SOUTH COASTAL AREA (SC)	6	99.02	82.99
3101226	STAY CLEAN GROUP (SC)	0	0.00	150.00
3101401	SUN CITY AREA (SC)	0	0.00	548.15
3101246	THE NEXT LEVEL GROUP (SC)	1	30.00	0.00
30P1240	TUESDAY NIGHT LIVE (NC)	3	115.00	0.00



		Jul 2010/Jun 2011 Number of Contributions	Jul 2010/Jun 2011 Contributions	Jul 2009/Jun 2010 Contributions
30P1239	WITHOUT PARALLEL (NC)	1	10.00	0.00
3101232	WORTH THE RIDE GROUP (SC)	2	325.00	200.00
	<i>Carolina Region Total:</i>	90	11,260.69	9,186.94
Central Atlantic Region				
3541408	BSANA (VA)	1	10.00	0.00
3541601	CENTRAL ATLANTIC REGION (VA)	1	4,707.42	4,607.44
	INDIVIDUAL MEMBERS	4	228.50	0.00
3541203	IT CAN BE DONE GROUP (VA)	0	0.00	20.50
3541214	LIFELINE GROUP (VA)	0	0.00	10.00
3541407	NEW DOMINION AREA (NDANA)	2	3,298.97	1,437.69
3541206	NEW VISION GROUP (VA)	4	80.00	160.00
3541403	PIEDMONT AREA (VA)	4	1,300.00	650.00
3541217	ROOM FOR NEW INFORMATION (VA)	0	0.00	10.00
3541218	SPIRITUALLY HIGH GROUP (NC)	6	50.00	0.00
3541219	WE DO RECOVER (VA)	3	95.00	0.00
	<i>Central Atlantic Region Total:</i>	25	9,769.89	6,895.63
Central California Region				
3111218	BAYSIDE MORO BAY GROUP	0	0.00	30.00
3113001	CENTRAL CALIF CONV & EVENT INC	1	1,500.00	0.00
3111601	CENTRAL CALIFORNIA RSC	0	0.00	2,811.59
3111401	CENTRAL COAST AREA (CA)	9	268.64	319.96
3111403	COUNTY LINE AREA (CA)	5	379.66	337.12
3111214	DESTINY GROUP LOMPOC (CA)	3	138.78	137.50
3111217	FRIDAY STEP STUDY GROUP (CA)	0	0.00	552.75
3111221	FULL ISSUE GROUP	1	6.00	0.00
3111402	GOLD COAST AREA (CA)	12	750.75	737.41
	INDIVIDUAL MEMBERS	14	414.00	77.00
3111404	KERN COUNTY AREA (CA)	13	727.50	600.00
3111204	NEW ATTITUDES GROUP (CA)	3	86.08	69.80
3111220	RECOVERY HOUR	8	333.32	0.00
3111405	SANTA BARBARA AREA NA	2	50.00	0.00
3111222	SANTA MARIA SURVIVORS GROUP	2	75.00	0.00
3111219	SISTERS IN RECOVERY (CA)	0	0.00	23.00
3111203	STAY IN THE SOLUTION GRP (CA)	1	58.00	485.20
	<i>Central California Region Total:</i>	74	4,787.73	6,181.33
Chesapeake & Potomoc Region				
3121203	ANOTHER LOOK GROUP (VA)	7	117.26	201.20
3121601	CHESAPEAKE AND POTOMAC RSC	6	29,048.30	44,342.72
3121208	FOOTSTEPS GROUP (DC)	2	75.00	0.00
	INDIVIDUAL MEMBERS	2	230.00	43.00
3121201	IT WORKS HOW & WHY GROUP (MD)	10	139.01	113.13
	<i>Chesapeake & Potomoc Region Total:</i>	27	29,609.57	44,700.05
Chicagoland Region				
3131218	ANOTHER LOOK GROUP (IL)	1	50.00	0.00
3131601	CHICAGOLAND RSC (IL)	1	100.00	887.50
3131217	GOD'S WILL GROUP (IL)	0	0.00	130.00
	INDIVIDUAL MEMBERS	5	150.06	0.00
3131402	JOLIET AREA (IL)	2	1,000.00	0.00
3131219	LUST FOR LIFE (IL)	1	100.00	0.00
3131216	MEDITATION ON MONDAY (IL)	1	84.50	194.72



		Jul 2010/Jun 2011 Number of Contributions	Jul 2010/Jun 2011 Contributions	Jul 2009/Jun 2010 Contributions
<i>Chicagoland Region continued</i>				
3131204	NA HOW GROUP (IL)	0	0.00	70.00
3131212	NIGHT BEFORE CHRISTMAS (IL)	3	89.00	41.00
3131403	SWANA (IL)	3	82.59	23.00
3131214	WALK THIS WAY GROUP NA (IL)	3	213.00	187.00
	<i>Chicagoland Region Total:</i>	20	1,869.15	1,533.22
Chile Region				
30E1401	AREA ORIENTE REGION CHILE	2	200.00	0.00
30E1601	CHILE REGION	4	2,000.00	0.00
	<i>Chile Region Total:</i>	6	2,200.00	0.00
Colombia Region				
3141402	BOGATA ASC	1	90.00	0.00
3141601	COLOMBIA RSC	1	213.25	350.00
3143002	CONVENCION ANTIOQUIA SM	1	214.00	0.00
3141212	GRUPO DESPERTAR (COL)	0	0.00	15.00
3141215	GRUPO EL MENSAJE	1	25.12	0.00
3141213	GRUPO EL MENSAJE DE MEDELLIN	0	0.00	10.00
3141214	GRUPO LIBERTAD	1	62.00	0.00
	<i>Colombia Region Total:</i>	5	604.37	375.00
Colorado Region				
3151228	AT HOME IN NA (CO)	0	0.00	157.91
3151205	CLEAN & SERENE GROUP (CO)	5	313.47	166.61
3151601	COLORADO RSC	6	8,037.36	4,791.08
3151231	CRESTONE GROUP OF NA (CO)	1	20.00	30.00
3151215	GOLDEN GROUP (CO)	1	180.33	0.00
	INDIVIDUAL MEMBERS	3	30.00	272.50
3151226	KEEP IT SERENELY SIMPLE (CO)	1	80.00	45.00
3151405	MILE HIGH AREA (CO)	3	1,107.38	1,315.52
3151232	NORTHERN LIGHTS GROUP (CO)	5	101.00	0.00
3151406	PPASC (CO)	1	50.81	0.00
3151230	PRIMARY PURPOSE (CO)	4	162.00	48.00
3151203	TRUE BLUE GROUP (CO)	12	599.81	440.93
3151229	ULTIMATE WEAPON MEETING (CO)	2	249.00	39.78
	<i>Colorado Region Total:</i>	44	10,931.16	7,307.33
Connecticut Region				
3161601	CONNECTICUT RSC	5	13,363.23	9,360.32
3163001	CT REGIONAL CONVENTION COM INC	0	0.00	4,374.00
3161401	GREATER HARTFORD\GHANA (CT)	6	3,259.91	1,142.01
	INDIVIDUAL MEMBERS	2	145.88	0.00
3161203	STEPPIN THRU IT ALL GROUP (CT)	1	42.75	55.00
3161206	STRAIGHT AHEAD GROUP (CT)	1	45.00	0.00
	<i>Connecticut Region Total:</i>	15	16,856.77	14,931.33
Costa Rica Region				
3951202	NIGHT VIGILANCE CLUB (CR)	3	599.00	0.00
	<i>Costa Rica Region Total:</i>	3	599.00	0.00



		Jul 2010/Jun 2011 Number of Contributions	Jul 2010/Jun 2011 Contributions	Jul 2009/Jun 2010 Contributions
Denmark Region				
3171601	DENMARK RSC	1	870.00	0.00
3171203	HOW AND WHY GROUP (DANMARK)	0	0.00	100.00
	INDIVIDUAL MEMBERS	1	120.00	20.00
3171202	TOGETHER WE CAN (DENMARK)	0	0.00	120.00
	<i>Denmark Region Total:</i>	2	990.00	240.00
Eastern New York Region				
30A1226	DAYSTEPPERS NA GROUP (NY)	0	0.00	27.93
30A1403	EASTERN LONG ISLAND AREA	0	0.00	562.98
30A1228	EL TALLER GROUP (NY)	2	80.00	30.00
30A1233	GENESIS II	1	55.00	0.00
30A1213	GRUPO ESPERANZA (NY)	3	52.00	0.00
30A1225	HOPEFUL IN HICKSVILLE (NY)	0	0.00	122.85
30A1206	LIFE AFTER DRUGS GROUP (NY)	0	0.00	50.00
30A1402	NASSAU AREA (NY)	1	2,000.00	0.00
30A1217	PRACTICING PRINCIPLES GROUP	1	20.00	0.00
30A1230	RECOVERY IN THE 80'S (NY)	0	0.00	30.00
30A1232	STRAIGHT TO THE POINT	1	29.41	0.00
30A1229	SURRENDER GROUP (NY)	0	0.00	40.00
30A1224	THE PROGRAM (NY)	1	60.00	0.00
30A1231	THE WAR IS OVER GROUP (NY)	1	100.00	0.00
30A1405	WESTERN QUEENS AREA CONV COMM	1	5,000.00	1,000.00
	<i>Eastern New York Region Total:</i>	12	7,396.41	1,863.76
Eastern Pennsylvania Region				
30O1201	CONSCIOUS CONTACT GROUP (PA)	2	65.25	0.00
30O1601	EASTERN PENNSYLVANIA REGION	4	2,960.48	0.00
	<i>Eastern Pennsylvania Region Total:</i>	6	3,025.73	0.00
Ecuador Region				
3933003	ECUADOR CRENA XIII	1	97.00	0.00
	<i>Ecuador Region Total:</i>	1	97.00	0.00
Egypt				
3991606	EGYPT REGION	2	2,303.25	450.00
	<i>Egypt Total:</i>	2	2,303.25	450.00
Finland				
30N1202	NA-TORNI FINLAND	2	135.00	0.00
	<i>Finland Total:</i>	2	135.00	0.00
Florida Region				
3181233	A DROP OF FAITH GROUP (FL)	1	50.00	0.00
3181203	A TRAIN TO SOMEWHERE GRP (FL)	2	45.55	134.64
3181601	FLORIDA RSC	0	0.00	11,170.06
3181208	GIVE IT UP GROUP (FL)	7	105.04	123.74
3181401	GREATER ORLANDO AREA (FL)	7	1,723.86	2,215.90
	INDIVIDUAL MEMBERS	0	0.00	50.84
3181225	IT WORKS GROUP (FL)	1	66.29	0.00
3181232	JUST FOR THURSDAYS (FL)	2	107.00	73.00
3181215	JUST FOR TODAY GROUP (FL)	1	50.00	132.00
3181206	KISSIMMEE CONNECTION (FL)	0	0.00	30.45
3181214	MIRACLES OF FAITH GROUP (FL)	0	0.00	36.00
3181406	NATURE COAST AREA (FL)	0	0.00	25.00
3181235	NEW TAMPA NA (FL)	2	41.74	0.00
3181230	ORLANDO GAYDAYS ROUNDUP (FL)	0	0.00	16.50



		Jul 2010/Jun 2011 Number of Contributions	Jul 2010/Jun 2011 Contributions	Jul 2009/Jun 2010 Contributions
<i>Florida Region continued</i>				
3181236	OUR PRIMARY PURPOSE	1	10.00	0.00
3181402	PALM COAST AREA (FL)	2	1,402.50	2,073.00
3181222	RECOVERY MATTERS GROUP (FL)	2	121.28	177.78
3181229	ROAD TO RECOVERY (FL)	0	0.00	18.50
3181227	SATURDAY NA (FL)	0	0.00	89.37
3181231	ST JAMES GROUP (TAMPA FL)	1	66.34	105.46
3181201	STEPS TO FREEDOM GROUP (FL)	4	403.00	288.00
3181204	SUNDAY SKOOL GROUP (FL)	10	193.13	0.00
3181405	TAMPA FUNCOAST ASC (FL)	0	0.00	2,000.00
3181213	UNITED WE STAND GROUP (FL)	3	195.00	75.00
3181234	UNSPUN AND DONE (FL)	1	45.00	0.00
<i>Florida Region Total:</i>		47	4,625.73	18,835.24
France Region				
3871601	FRANCE RSC	0	0.00	5,155.08
<i>France Region Total:</i>		0	0.00	5,155.08
Free State Region				
3191214	CLEAN & SERENE DREAMERS (MD)	1	20.00	0.00
3191601	FREE STATE RSC (MD)	7	14,566.89	8,693.80
	INDIVIDUAL MEMBERS	1	40.00	100.00
3191215	JUST FOR TODAY	3	73.00	0.00
3193003	NORTHEAST FREEDOM AREA	1	1,051.16	0.00
3191201	STEPPIN AT NOON GROUP (MD)	0	0.00	200.00
<i>Free State Region Total:</i>		13	15,751.05	8,993.80
Georgia Region				
3201246	A LITTLE GIRL GROWS UP	0	0.00	500.00
3201241	A NEW HOPE (GA)	5	70.00	81.84
3201238	A NEW WAY TO LIVE (GA)	10	194.83	105.00
3201224	BLIND FAITH GROUP (GA)	12	570.74	385.67
3201248	CLEAN IN CLERMONT	1	100.00	0.00
3201208	CLOSE ENCOUNTERS GROUP (GA)	3	354.69	212.19
3201250	FINALLY FREE GROUP (GA)	4	149.00	0.00
3201249	FIRST STEP GROUP	3	116.00	0.00
3201601	GEORGIA RSC	1	7,878.90	9,095.54
	INDIVIDUAL MEMBERS	5	1,078.00	240.00
3201206	INT'NL CITY GROUP OF NA (GA)	6	120.65	255.66
3201231	IP #2 GROUP OF NA (GA)	3	77.15	113.64
3201245	JUST FOR SUNDAY GROUP	0	0.00	501.00
3201220	JUST FOR TODAY GROUP (GA)	1	360.00	0.00
3201244	KENNESAW STATE UNIVERSITY NA	1	20.00	22.00
3201243	KISS MEETING	0	0.00	106.03
3201214	LIVING FREE GROUP (GA)	6	291.98	368.28
3201215	MEETING IN THE MOUNTAINS (GA)	5	637.93	0.00
3201228	NA NEW BEGINNINGS GROUP (GA)	1	85.00	0.00
3201240	NA VADERS (GA)	0	0.00	150.00
3201205	NEW HORIZON GROUP (GA)	4	103.80	22.97
3201401	SOUTH ATLANTA AREA (GA)	0	0.00	522.00
3201247	SPIRIT AND SERVICE GROUP (GA)	8	40.00	0.00
3201235	SPIRITUAL PRINCIPLES (GA)	2	80.00	306.00
3201211	START LIVING GROUP (GA)	1	80.00	400.00
3201216	STONE COLD RECOVERY (GA)	0	0.00	134.92
3201227	SURRENDER GROUP (GA)	4	201.40	264.51
3201229	THE BACKROOM GROUP (GA)	5	448.00	272.00
3201242	ULTIMATE WEAPON GROUP (GA)	8	252.98	131.19



		Jul 2010/Jun 2011 Number of Contributions	Jul 2010/Jun 2011 Contributions	Jul 2009/Jun 2010 Contributions
3201207	WARP GROUP (GA)	0	0.00	180.00
3201217	WE SURRENDER GROUP (GA)	2	12.07	117.46
3201213	WITHOUT PARALLEL GROUP (GA)	1	20.00	225.00
	<i>Georgia Region Total:</i>	102	13,343.12	14,712.90
German Speaking Region				
3991417	BERLIN ASC- NASKB	1	4,451.69	716.64
3991418	CENTRAL AREA SERVICE COMMITTEE	1	550.00	0.00
3991239	DOCK NORD GROUP	1	59.35	0.00
3991414	GERMAN SOUTH ASC/ NAGKS e.V	2	400.26	244.62
3211601	GERMAN- SPEAKING RSC	1	100.00	1,736.92
	INDIVIDUAL MEMBERS	2	728.00	0.00
3211203	KARLSRUHE TUESDAY GROUP	0	0.00	374.64
	<i>German Speaking Region Total:</i>	8	6,289.30	3,072.82
Greater Illinois Region				
3221205	1512 GROUPS (IL)	3	200.00	0.00
3221601	GREATER ILLINOIS RSC	0	0.00	815.95
3221401	ILLINOIS VALLEY AREA (IL)	1	300.00	196.65
	INDIVIDUAL MEMBERS	1	10.00	0.00
3221202	IT WORKS HOW & WHY GROUP (IL)	3	190.00	0.00
3221204	SERENITY SEEKERS (IL)	3	170.92	120.00
	<i>Greater Illinois Region Total:</i>	11	870.92	1,132.60
Greater New York Region				
3231203	2nd ON 2nd GROUP	0	0.00	50.00
3231255	A GREATER CONSCIOUSNESS	9	268.81	90.60
3231214	BACK TO BASICS GROUP (NY)	10	275.51	0.00
3231230	DO WE OR DON'T WE GROUP	1	75.00	0.00
3231601	GREATER NEW YORK RSC	3	3,010.45	1,645.67
3231265	HOME AWAY FROM HOME GROUP	4	165.00	0.00
	INDIVIDUAL MEMBERS	12	310.00	567.12
3231261	MEN DO RECOVERY	0	0.00	250.00
3231403	NEW YORK CITY AREA	4	2,600.00	3,696.09
3231257	PRACTICING PRINCIPLES (NY NY)	0	0.00	142.00
3231264	REAL DEAL GROUP	1	200.00	160.00
3231263	RECUPERACION FOR TODAY	0	0.00	51.51
3231402	ROCKLAND AREA	0	0.00	500.00
3231206	SATURDAY SERENITY GROUP (NY)	1	100.00	50.00
3231267	SEIZE THE DAY (NY)	1	13.00	0.00
3231262	STEP YOUR GAME UP	0	0.00	50.00
3231266	THE LITTE MEETING (NY)	3	202.00	0.00
3461209	THE ONLY GAME IN TOWN (NY)	12	709.90	593.00
3231260	WESTSIDE WOMENS GROUP (NY)	1	30.00	62.50
	<i>Greater New York Region Total:</i>	62	7,959.67	7,908.49
Greater Philadelphia Region				
3241203	A NEW BEGINNING GROUP (PA)	1	51.00	0.00
3241401	DELCO AREA	6	1,303.44	1,543.25
3241207	EASY DOES IT GROUP	3	318.16	550.00
3241201	FOLSOM GROUP	11	315.00	355.00
3241601	GREATER PHILADELPHIA RSC	2	300.00	0.00
	INDIVIDUAL MEMBERS	3	900.00	0.00
3241208	NEW BEGINNING GROUP (BRYNMAWR)	4	136.18	0.00



		Jul 2010/Jun 2011 Number of Contributions	Jul 2010/Jun 2011 Contributions	Jul 2009/Jun 2010 Contributions
<i>Greater Philadelphia Region continued</i>				
3241210	RECOVERY ON THE GO (PA)	2	75.00	0.00
3241212	SERENITY GROUP (PA)	1	38.00	0.00
3241211	THURS NIGHT CONSHOHOCKEN (PA)	1	10.00	0.00
<i>Greater Philadelphia Region Total:</i>		35	3,446.78	2,448.25
Greece Region				
30F1202	ENGLISH SPEAKING MEETING (GR)	1	150.00	0.00
30F1601	GREECE REGION	1	364.25	544.92
	INDIVIDUAL MEMBERS	1	75.00	609.00
<i>Greece Region Total:</i>		3	589.25	1,153.92
Hawaii Region				
3251601	HAWAII RSC	4	2,280.95	1,086.63
	INDIVIDUAL MEMBERS	1	15.00	0.00
3251203	KILAUEA BT STUDY (HI)	2	60.00	0.00
3251401	OAHU AREA (HI)	14	1,547.85	511.81
<i>Hawaii Region Total:</i>		21	3,903.80	1,598.44
Indiana Region				
3261223	BEYOND THE END OF THE ROAD	1	115.00	0.00
3261406	CENTRAL INDIANA AREA (CIASC)	3	2,132.56	0.00
3261401	CROSS ROADS AREA (IN)	6	687.69	496.66
3261221	DOUBLE WINNERS HOME GROUP	11	110.00	50.00
3263002	END OF SUMMER CELEBRATION	1	200.00	100.00
3261220	FOUNDATION FIRST GROUP	0	0.00	65.00
3261222	HARD CORE GROUP	6	120.00	0.00
3263001	INDIANA REGION CONVENTION	1	9,768.05	16,756.00
3261601	INDIANA RSC	5	2,162.12	1,795.69
	INDIVIDUAL MEMBERS	5	1,485.00	1,424.00
3261408	MICHIANA AREA SERV CONFERENCE	5	355.00	82.20
3261403	MID - STATE AREA (IN)	6	943.00	437.00
3261219	MIRACLES OF RECOVERY (IN)	1	20.00	95.00
3261405	NORTHEASTERN INDIANA AREA	2	447.67	881.73
3261202	RATS NA DRAIN DITCH GROUP	1	34.00	0.00
3261402	SOUTH SHORE AREA (IN)	4	2,400.00	3,950.00
3261201	STARTING OVER GROUP (IN)	1	50.00	70.00
3261212	TUESDAY NIGHT NA (IN)	4	137.98	25.57
<i>Indiana Region Total:</i>		63	21,168.07	26,228.85
Iowa Region				
3271601	IOWA RSC	1	900.00	5,965.00
3271203	MIRACLES OF RECOVERY (IA)	0	0.00	200.00
3271208	SACRED HEART MEETING	0	0.00	200.00
3271402	SIOUXLAND AREA (IA)	1	150.00	100.00
3271209	WEDNESDAY NIGHT NA	6	50.00	0.00
<i>Iowa Region Total:</i>		8	1,100.00	6,465.00
Iran Region				
30M1601	IRAN REGION	1	10,000.00	10,000.00
<i>Iran Region Total:</i>		1	10,000.00	10,000.00



		Jul 2010/Jun 2011 Number of Contributions	Jul 2010/Jun 2011 Contributions	Jul 2009/Jun 2010 Contributions
Ireland Region				
3881601	IRELAND RSC	0	0.00	9,630.00
<i>Ireland Region Total:</i>		0	0.00	9,630.00
Italy Region				
3901202	ITALIAN LANGUAGE GROUP	0	0.00	55.30
3901601	ITALY RSC	1	1,444.25	2,676.12
<i>Italy Region Total:</i>		1	1,444.25	2,731.42
Japan Region				
3291601	JAPAN REGION	4	2,020.00	1,500.00
3291203	SUMIDA GROUP	2	30.00	0.00
<i>Japan Region Total:</i>		6	2,050.00	1,500.00
Kentuckiana Region				
3301208	CLEAN & SERENE GROUP (KY)	1	500.00	0.00
3301203	HOW IT WORKS GROUP (KY)	0	0.00	25.00
3301601	KENTUCKIANA RSC	1	2,000.00	0.00
3301205	LIVING THE PROGRAM GROUP	4	60.00	70.00
3301216	SERENE WARRIORS GROUP	7	470.00	1,126.00
3301402	SOUTH CENTRAL KENTUCKY AREA	1	9.55	137.00
3301217	THERAPEUTIC VALUE MTG OF NA	1	44.14	0.00
<i>Kentuckiana Region Total:</i>		15	3,083.69	1,358.00
Le Nordet				
3891601	LE NORDET RSC	1	2,500.00	0.00
<i>Le Nordet Total:</i>		1	2,500.00	0.00
Lone Star Region				
3311203	ANOTHER CHANCE GROUP (TX)	8	367.00	127.74
3311223	BROADWAY GROUP (TX)	7	240.00	91.50
3311227	CROSSROADS GROUP	1	72.11	0.00
3311401	DALLAS AREA	0	0.00	2,950.00
3311220	FORT WORTH 24 HOUR NA GROUP	0	0.00	296.33
3311403	FORT WORTH AREA	9	1,836.42	1,529.22
3311233	FULL CIRCLE	8	110.00	38.00
	INDIVIDUAL MEMBERS	25	3,895.00	50.00
3311235	IRVING GROUP OF NA	11	678.28	84.09
3311207	JUST FOR TODAY GROUP (TX)	3	354.00	50.00
3311212	LAST HOUSE ON THE BLOCK (TX)	7	471.65	180.94
3311208	LIVING RECOVERY GROUP (TX)	1	25.00	19.12
3311601	LONE STAR RSC	9	4,112.97	4,215.08
3311237	MC KINNEY NA	2	250.00	0.00
3311211	NORTHSIDE NA GROUP (TX)	11	1,108.13	1,607.96
3311238	RESTORED 2 SANITY	3	30.00	0.00
3311406	ROSE CITY AREA NA	1	30.00	0.00
3311232	STEP ONE GROUP	0	0.00	300.00
3311234	STONEWALL GROUP OF NA	3	120.00	70.00
3311230	SURRENDER GROUP	1	50.00	88.98
3313002	TEXAS NA UNITY CONVENTION SPEC	1	240.43	437.50
3311239	TOWN EAST GROUP	1	75.00	0.00
3311216	TOWN EAST GROUP NA	2	150.00	47.42
3311236	WOODLANDS GROUP OF NA	2	51.65	0.00
<i>Lone Star Region Total:</i>		116	14,267.64	12,183.88



		Jul 2010/Jun 2011 Number of Contributions	Jul 2010/Jun 2011 Contributions	Jul 2009/Jun 2010 Contributions
Louisiana Region				
	INDIVIDUAL MEMBERS	3	52.00	0.00
3321601	LOUISIANA RSC	8	2,333.31	0.00
3321402	NORTHSHORE AREA SERVICE COMM	2	140.14	112.41
3321208	RECOVERY IN GENERAL (LA)	4	100.00	0.00
	<i>Louisiana Region Total:</i>	17	2,625.45	112.41
Malta region				
3991603	MALTA REGION	0	0.00	100.00
	<i>Malta region Total:</i>	0	0.00	100.00
Metro Detroit Region				
3781207	CUP OF RECOVER (MI)	1	25.00	0.00
	INDIVIDUAL MEMBERS	5	2,330.00	0.00
3781601	METRO DETROIT RSC	10	1,200.00	5,400.00
3781403	MONROE COUNTY AREA (MI)	12	675.00	525.00
3781206	SUNDOWN SERENITY	1	20.00	50.00
3781401	WW/MC AREA	10	2,839.76	639.22
	<i>Metro Detroit Region Total:</i>	39	7,089.76	6,614.22
Mexico Region				
	INDIVIDUAL MEMBERS	2	200.00	0.00
	<i>Mexico Region Total:</i>	2	200.00	0.00
Michigan Region				
3331402	CAPITAL AREA (MI)	0	0.00	82.08
3331233	GET REAL GROUP	0	0.00	85.00
3331401	GREATER GRAND RAPIDS AREA	4	581.56	336.22
3331207	HEAVENLY EXPRESS GROUP (MI)	10	254.47	80.00
3331232	HOUGHTON WEDNESDAY NIGHT	1	50.00	50.00
3331229	HOW & WHY GROUP	1	52.20	0.00
	INDIVIDUAL MEMBERS	1	69.62	1,630.00
3331235	IT WORKS HOW AND WHY	0	0.00	84.00
3331211	JUST FOR TODAY GROUP (MI)	0	0.00	5.00
3331406	LIVINGSTON COUNTY AREA	1	95.32	76.16
3331601	MICHIGAN RSC	6	926.65	988.40
3331204	NATURAL LIFE GROUP	1	25.00	270.00
3331220	NEW BEGINNINGS GROUP (MI)	1	8.00	0.00
3331234	NEW WAY TO LIVE	6	70.00	30.00
3331236	PROGRESS NOT PERFECTION	1	10.00	0.00
3331404	SAGINAW BAY AREA	1	124.99	0.00
3331230	SEARCH FOR SERENITY GROUP	4	145.00	0.00
3331231	SPIRITUAL SOLUTIONS GROUP	0	0.00	87.00
3331226	TODAY'S REALITY GROUP	2	88.20	346.00
3331405	TRI - CITY AREA (MI)	0	0.00	50.00
3331408	UPASCNA	2	601.00	50.00
	<i>Michigan Region Total:</i>	42	3,102.01	4,249.86
Mid America Region				
3341219	FLYING FREE GROUP (KS)	0	0.00	300.00
	INDIVIDUAL MEMBERS	1	5.00	0.00
3341203	JUST FOR TODAY GROUP (KS)	3	250.00	325.00
3341601	MID - AMERICA RSC	1	2,310.15	890.83
3341222	NEW HOPE GROUP (MO)	0	0.00	4.20



		Jul 2010/Jun 2011 Number of Contributions	Jul 2010/Jun 2011 Contributions	Jul 2009/Jun 2010 Contributions
3341217	RECOVERY FIRST GROUP (KS)	0	0.00	168.45
3341405	WITCHITA METRO AREA (KS)	1	100.00	0.00
	<i>Mid America Region Total:</i>	6	2,665.15	1,688.48
Mid Atlantic Region				
3351405	CHESTER COUNTY AREA OF NA	5	881.70	324.53
3351207	CLEAN & SERENE GROUP (PA)	1	10.00	10.00
3351202	HOW GROUP (PA)	1	450.00	450.00
	INDIVIDUAL MEMBERS	3	36.00	0.00
3351601	MID - ATLANTIC RSC	3	18,165.61	0.00
3351209	NEVER ALONE FARMVILLE GROUP	0	0.00	100.00
3351404	POCONO MOUNTAINS AREA (PA)	0	0.00	50.00
	<i>Mid Atlantic Region Total:</i>	13	19,543.31	934.53
Minnesota Region				
3361201	COOP GROUP (MN)	2	9.74	31.00
3361202	FREEDOM FROM ADDICTION GROUP	5	375.00	0.00
	INDIVIDUAL MEMBERS	14	430.85	0.00
3361209	LESBIAN & GAY NA GROUP	3	46.00	6.00
3361601	MINNESOTA RSC	1	750.00	2,500.00
3361402	NORTHERN LIGHTS AREA (WI)	2	796.00	0.00
3361401	OPEN DOOR AREA	2	195.51	0.00
3361403	ROAD TO RECOVERY	2	50.00	0.00
3361215	SURRENDER = FREEDOM	3	100.00	0.00
3361405	VISION OF HOPE AREA OF NA	2	133.99	283.91
	<i>Minnesota Region Total:</i>	36	2,887.09	2,820.91
Mississippi Region				
3921214	FOGLIFTERS NA	7	35.00	15.00
3921403	GCANA (MS)	0	0.00	2,388.79
	INDIVIDUAL MEMBERS	1	100.00	0.00
3921201	JUST FOR TODAY GROUP (MS)	4	400.00	200.00
3921404	MID MISSISSIPPI AREA OF NA	3	280.00	0.00
3921401	MISSISSIPPI DELTA AREA (MDANA)	2	160.00	230.00
3921601	MISSISSIPPI REGION	2	700.00	450.00
3921215	WE DO RECOVER	2	81.38	21.87
	<i>Mississippi Region Total:</i>	21	1,756.38	3,305.66
Montana Region				
3371208	END OF THE ROAD GROUP	2	200.00	60.00
3371201	FREEDOM GROUP (MT)	1	69.70	35.00
3371402	HELENA MONTANA AREA 2	1	100.00	0.00
	INDIVIDUAL MEMBERS	2	50.00	0.00
3371601	MONTANA RSC	2	1,158.34	1,224.62
3371206	NEVER ALONE GROUP	12	489.21	278.53
3371210	RECOVERY GROUP	1	25.00	0.00
3371209	TWELVE BY TWELVE GROUP	0	0.00	107.43
	<i>Montana Region Total:</i>	21	2,092.25	1,705.58
Mountain Valley Region				
3381404	BERKSHIRE COUNTY AREA (MA)	3	461.65	614.29
3381402	NORTHEAST MASS AREA OF NA	2	2,215.63	0.00
3381403	WESTERN MASSACHUSETTS AREA	4	202.09	1,284.22
	<i>Mountain Valley Region Total:</i>	9	2,879.37	1,898.51



		Jul 2010/Jun 2011 Number of Contributions	Jul 2010/Jun 2011 Contributions	Jul 2009/Jun 2010 Contributions
Mountaineer Region				
3391201	ANOTHER WAY GROUP (WV)	2	55.00	46.00
3391403	GREATER THAN OURSELVES ASC	1	23.00	300.00
3391601	MOUNTAINEER RSC (WV)	1	2,000.00	2,000.00
3391402	WHEELING AREA OF NA (WASCNA)	0	0.00	300.00
	<i>Mountaineer Region Total:</i>	4	2,078.00	2,646.00
Nebraska Region				
3411222	AURORA STEP TAKERS	1	120.00	120.00
3411217	EASY RIDER GROUP	0	0.00	75.00
3411404	ELKHORN VALLEY AREA	12	164.88	332.12
3411223	FREEDOM SEEKERS	1	50.00	0.00
3411405	FREMONT AREA SERVICE COMM	1	10.00	30.00
3411208	HAPPY HAVELOCK GROUP	4	180.01	0.00
3411219	HUG UP GROUP	0	0.00	10.00
	INDIVIDUAL MEMBERS	2	10.00	25.00
3411601	NEBRASKA REGION	1	3,167.11	575.13
3411221	POINT OF FREEDOM GROUP	1	85.00	52.00
3411220	SCHOOL OF RECOVERY	1	28.00	0.00
	<i>Nebraska Region Total:</i>	24	3,815.00	1,219.25
New England Region				
3421221	IN SEARCH OF HIGHER POWER	0	0.00	78.81
	INDIVIDUAL MEMBERS	1	25.00	102.03
3421205	JUST FOR TODAY GROUP (MA)	0	0.00	455.58
3421401	MARTHA'S VINEYARD AREA (MA)	1	2,200.00	0.00
3421601	NEW ENGLAND RSC	4	7,270.43	409.37
3421406	SOUTHEASTERN MASS AREA (SEMA)	1	250.00	0.00
3421202	WATERTOWN MEN'S GROUP (MA)	2	202.04	117.86
	<i>New England Region Total:</i>	9	9,947.47	1,163.65
New Jersey Region				
3431401	BURLINGTON COUNTY AREA	1	76.69	156.57
3431406	CAPITAL AREA SERVICE COMMITTEE	0	0.00	800.00
3431209	HIGHTSTOWN NA GROUP (NJ)	1	31.00	0.00
	INDIVIDUAL MEMBERS	13	400.00	330.00
3431601	NEW JERSEY RSC	5	15,100.00	3,500.00
3431208	SPIRITUAL FOUNDATION GROUP	1	45.00	0.00
	<i>New Jersey Region Total:</i>	21	15,652.69	4,786.57
North Carolina Region				
	INDIVIDUAL MEMBERS	2	105.00	30.00
30P1229	LINKS TO FREEDOM GROUP	0	0.00	200.00
30P1234	NO BUTTS ABOUT IT	5	140.00	183.00
30P1236	NO STRINGS MEETING	2	165.65	0.00
30P1601	NORTH CAROLINA RSC	2	2,634.43	1,000.00
30P1235	VISION OF HOPE	9	427.22	301.00
	<i>North Carolina Region Total:</i>	20	3,472.30	1,714.00
Northeast Atlantic Region				
3401204	GREATWAY TO FREEDOM	3	630.00	82.90
3401208	LIBERATION GROUP	0	0.00	20.00
3401202	NEVER ALONE	0	0.00	20.00
3401207	STRENGTH IN NUMBERS	0	0.00	20.00
3401203	YOU HAVE A CHOICE TODAY (NS)	1	20.00	0.00
	<i>Northeast Atlantic Region Total:</i>	5	650.00	142.90



		Jul 2010/Jun 2011 Number of Contributions	Jul 2010/Jun 2011 Contributions	Jul 2009/Jun 2010 Contributions
Northeast Region (NERF)				
30B1601	NORTHEAST REGION (NERF)	0	0.00	220.00
	<i>Northeast Region (NERF) Total:</i>	0	0.00	220.00
Northern California Region				
3441285	AISLE 19 (CA)	4	80.00	0.00
3441228	ALCOHOL IS A DRUG GROUP	2	31.60	7.50
3441294	ATMOSPHERE OF RECOVERY	1	15.00	0.00
3441234	BACK TO BASICS GROUP (CA)	5	84.25	0.00
3441291	BASIC TEXT STUDY GROUP (CA)	1	150.00	0.00
3441277	BECAUSE WE CARE MEETING	2	54.00	60.00
3441278	BELMONT HILLS GROUP	3	210.20	15.00
3441411	CENTRAL SIERRA AREA	1	400.00	250.00
3441403	CONTRA COSTA AREA	6	361.69	653.75
3441229	COURAGE TO CHANGE GROUP (CA)	1	80.00	0.00
3441246	CREST GROUP	0	0.00	20.00
3441275	EARLY SERENITY GROUP	0	0.00	183.41
3441405	EAST BAY NORTH AREA	1	200.00	0.00
3441205	ECHOING IN RECOVERY (CA)	2	262.46	129.46
3441272	ELK GROVE HOME GROUP	11	367.84	505.44
3441203	FREE AT LAST GROUP (CA)	1	18.00	116.50
3441282	FRIDAY NIGHT WE DO RECOVER	1	30.00	70.00
3441264	GOOD MORNING GROUP	0	0.00	322.57
3441222	GOOD VIBE TRIBE GROUP	1	1.06	0.00
3441241	GRAB BAG GROUP (CA)	4	54.17	16.60
3441402	GREATER SAN JOSE AREA	5	5,318.01	9,222.19
3441295	GROUP 148	1	29.50	0.00
3441410	HUMBOLDT - DEL NORTE AREA (HD)	1	25.00	20.00
	INDIVIDUAL MEMBERS	22	10,984.50	315.00
3441247	JUST FOR TODAY GROUP (CA)	2	50.00	14.05
3441283	JUST FOR TODAY NOON GROUP	1	15.00	20.00
3441292	KEYS TO RECOVERY	1	20.00	0.00
3441279	MEN'S EARLY SERENITY MEETING	0	0.00	24.35
3441407	MISSION PEAK ASC (MPASC)	5	1,775.89	2,132.32
3441288	MONDAY NIGHT FOOTWORK	3	75.00	0.00
3441406	MONTEREY COUNTY AREA (CA)	9	1,200.00	450.00
3441242	NA NOONERS GROUP (CA)	6	307.57	0.00
3441286	NCRSC SHARING FORUM	1	34.25	0.00
3441601	NORTHERN CALIFORNIA RSC	11	10,730.16	8,514.46
3441202	OPEN ARMS GROUP (CA)	1	18.00	73.40
3441227	ORLAND MUSTARD SEED GROUP	12	251.44	193.50
3441260	PARADISE MONDAY NIGHT (CA)	4	91.05	27.00
3441251	POINT OF FREEDOM GROUP	1	50.00	0.00
3441250	RECOVERY ROCKS GROUP (CA)	1	25.00	5.00
3441401	SAN FRANCISCO AREA	0	0.00	400.00
3441290	SATURDAY NIGHT SURRENDER (CA)	5	23.00	0.00
3441256	SATURDAY NITE SUBSTITUTE GROUP	0	0.00	182.00
3441274	SERENITY IN TRINITY	3	60.00	63.00
3441273	SPIRITUAL REALITY	0	0.00	10.00
3441276	STEPPING FEARLESSLY GROUP	0	0.00	66.00
3441280	SUNDAY PUNCH GROUP	2	63.00	44.00
3441293	SUNNYVALE MONDAY NIGHT MEETING	1	9.00	0.00
3441287	TUES NIGHT 11TH STP MEDITATION	1	50.00	0.00
3441289	TUESDAY MEN'S NIGHT OUT (CA)	1	29.00	0.00
3441270	UNIDOS CON FE	1	20.00	0.00



		Jul 2010/Jun 2011 Number of Contributions	Jul 2010/Jun 2011 Contributions	Jul 2009/Jun 2010 Contributions
<i>Northern California Region continued</i>				
3441284	WE DO RECOVER (SONOMA)	8	233.00	0.00
3441208	WEDNESDAY NITE LIVE GROUP (CA)	1	57.60	0.00
3441281	WELCOME HOME GROUP	1	22.67	6.06
3441220	WEST PORTAL FRIDAY NIGHT (CA)	0	0.00	25.00
3441252	WILLOW GLEN GROUP	9	934.35	1,069.66
<i>Northern California Region Total:</i>		167	34,902.26	25,227.22
Northern New England Region				
3381207	DESIGN FOR LIVING	2	34.70	136.24
3451201	FREE AT LAST GROUP (ME)	1	25.00	10.00
	INDIVIDUAL MEMBERS	3	149.70	39.76
3451214	IT JUST GETS BETTER	1	15.00	34.35
3451215	IT WORKS HOW & WHY (SECO ME)	0	0.00	15.00
3381208	MIRACLES CAN HAPPEN	0	0.00	50.00
3451601	NORTHERN NEW ENGLAND RSC	0	0.00	3,363.70
3381406	PIONEER VALLEY AREA OF NA (MA)	1	200.00	0.00
3381209	STAYING CLEAN GROUP	0	0.00	30.00
3451207	VISION OF HOPE GROUP (NH)	1	20.00	89.00
3451202	WATERVILLE FIVE & DIME GROUP	1	5.71	0.00
<i>Northern New England Region Total:</i>		12	450.11	3,768.05
Northern New Jersey Region				
3461215	BACKBONE NA GROUP (NJ)	1	38.00	0.00
3461402	BERGEN AREA (NJ)	2	520.00	2,000.00
3431403	FREEDOM THROUGH UNITY AREA	5	609.29	183.52
3461211	HOPE GROUP	0	0.00	24.00
3461405	HUDSON COUNTY AREA	1	125.00	0.00
	INDIVIDUAL MEMBERS	17	1,350.00	351.00
3461214	MORE WILL BE REVEALED	0	0.00	95.00
3461601	NORTHERN NEW JERSEY RSC	6	600.00	600.00
3461401	NORTHWEST NEW JERSEY AREA	0	0.00	162.84
3461212	PASSAIC COUNTY AREA SERVICE	0	0.00	350.00
3461213	WEST MILFORD FRIDAY NIGHT	0	0.00	180.01
3461202	WHAT'S IN A NAME GROUP (NJ)	3	120.00	33.00
<i>Northern New Jersey Region Total:</i>		35	3,362.29	3,979.37
Northern New York Region				
3471224	I JUST DON'T KNOW GROUP	0	0.00	92.00
	INDIVIDUAL MEMBERS	0	0.00	10.00
3471601	NORTHERN NEW YORK RSC	6	439.11	363.61
3471225	WE DO RECOVER (NY)	1	25.00	0.00
<i>Northern New York Region Total:</i>		7	464.11	465.61
Norway Region				
	INDIVIDUAL MEMBERS	1	200.00	0.00
3971601	NORWAY REGION	1	5,220.38	0.00
<i>Norway Region Total:</i>		2	5,420.38	0.00
Ohio Region				
3481407	AREA THIRTEEN SERVICE COMM NA	1	100.00	0.00
3481202	FREE TODAY GROUP (OH)	3	40.00	30.00
3481401	GREATER CINCINNATI AREA	4	374.40	127.00
	INDIVIDUAL MEMBERS	7	330.00	100.00
3481402	LAKE ERIE GENERAL SERVICES	0	0.00	500.00
3481227	LATERAL GROUP (OH)	0	0.00	50.00
3481237	NORTH HILL NA RECOVERY	0	0.00	25.00
3481601	OHIO RSC (ORSCNA)	7	6,647.71	1,789.65



		Jul 2010/Jun 2011 Number of Contributions	Jul 2010/Jun 2011 Contributions	Jul 2009/Jun 2010 Contributions
3481242	SATURDAY CROSS TALK GROUP	1	10.00	0.00
3481240	SERENITY DOWN SOUTH	1	44.21	137.92
3481238	SUNDAY IP MEETING	1	109.00	99.00
3481215	WEST SIDE STORY GROUP	5	351.86	405.50
3481241	WINNERS GROUP	5	396.00	349.67
	<i>Ohio Region Total:</i>	35	8,403.18	3,613.74
Oklahoma Region				
3491226	BROKEN ARROW SERENITY SEEKERS	10	83.98	81.51
3491225	GUTHRIE STEP UP GROUP	0	0.00	50.00
3491205	HUMP DAY GROUP (OK)	1	52.00	81.20
	INDIVIDUAL MEMBERS	14	626.90	600.00
3491230	NEW GROUP	0	0.00	3.20
3491221	NO GRASS GROUP (OK)	0	0.00	255.55
3491213	NORTHSIDE STROLL GROUP	0	0.00	340.00
3491601	OKLAHOMA RSC	3	4,500.00	3,000.00
3491229	OUTLAWS IN RECOVERY	0	0.00	71.42
3491207	PEACE OF MIND GROUP (OK)	1	20.00	23.60
3491402	PLAINS AREA OF NA (OK)	1	250.00	0.00
3491209	SATURDAY NIGHT LIGHT GROUP	0	0.00	100.00
3491228	TULSA SECOND CHANCE OF NA	0	0.00	20.00
3491403	WESTERN AREA (OK)	3	300.00	341.74
	<i>Oklahoma Region Total:</i>	33	5,832.88	4,968.22
Ontario Region				
3501202	CLEAN & SERENE GROUP (ON)	1	250.00	0.00
3501218	CLEAN TIMES GROUP OF NA	4	750.00	0.00
3501222	COME AS U R	1	50.00	0.00
3501212	FREEDOM GROUP (ON)	0	0.00	50.00
3501405	GOLDEN TRIANGLE AREA (ON)	2	10,075.00	0.00
3501403	GREATER LONDON AREA (LANA)	1	200.00	0.00
3501219	HUNGER FOR HEALING	1	200.00	0.00
	INDIVIDUAL MEMBERS	4	238.26	0.00
3501223	NA WORKS	1	100.00	0.00
3501217	NEVER ALONE GROUP	1	72.52	55.44
3501601	ONTARIO RSC	2	28,500.00	7,000.00
3501404	OTTAWA AREA	2	1,538.13	1,344.68
3501221	RECOVERY COMES FIRST	1	160.00	0.00
3501216	SEVERN TIES	0	0.00	60.00
3501220	TOGETHER WE CAN	2	400.00	0.00
3501402	TORONTO AREA SERVICE COMMITTEE	1	644.41	1,034.56
3501224	WALKING IN RECOVERY (ON)	1	100.00	0.00
	<i>Ontario Region Total:</i>	25	43,278.32	9,544.68
Other Forums, Areas, Groups				
3997007	ASIA PACIFIC ZONAL FORUM	1	5,000.00	0.00
3991415	BRUSSELS ASC	0	0.00	294.72
3997003	CANADIAN ASSEMBLY (CANA)	1	5,000.00	30,000.00
3993003	CIRCLE OF SISTERS	2	7,115.00	0.00
3993006	CONVENCION LATINA DEL SUR	0	0.00	250.00
3991410	EGYPT AREA	1	548.00	0.00
3997002	EUROPEAN DELEGATES/EDM	1	11,701.01	0.00
3991228	FELICITY NA GROUP	0	0.00	100.00



		Jul 2010/Jun 2011 Number of Contributions	Jul 2010/Jun 2011 Contributions	Jul 2009/Jun 2010 Contributions
<i>Other Forums, Areas, Groups continued</i>				
3991411	GIBRALTAR GROUP	0	0.00	549.09
	INDIVIDUAL MEMBERS	4	452.00	211.89
3991223	JOURNEY CONTINUES GROUP	1	95.76	104.97
3991230	KARLSRUHE SATURDAY GROUP	1	191.52	0.00
3997008	LATIN AMERICA ZONAL FORUM	0	0.00	500.00
3991412	LITHUANIA AREA	1	254.17	0.00
3991237	LIVING FOR TODAY GR. STOCKHOLM	1	197.29	0.00
3993008	MACCNA INC (MEX,AZ,CA CONV NA)	1	543.00	0.00
3997006	MIDWEST ZONAL FORUM	5	551.31	188.75
3993007	MIRACLE OF WOMEN CONFERENCE	0	0.00	400.00
3991240	MONTAGSMEEING BOCHUM	1	103.87	0.00
3991241	NA FARSI GROUP ANTWERP	1	70.61	0.00
3991233	NA FARSI GROUP BRUSSEL	1	129.30	0.00
3991235	NA FREDRIKSTAD GROUP	1	90.35	0.00
3991234	NA RAINBOW GROUP STOCKHOLM	1	34.88	0.00
3991232	NA SARPSBORG GROUP	2	1,186.97	0.00
3991236	NA UUSI ALKU GROUP	1	51.63	0.00
3991607	OCCIDENTE REGION MEXICO	0	0.00	650.00
3993001	PACIFIC NORTHWEST CONVENTION	0	0.00	2,764.12
3991405	PATTAYA AREA THAILAND	1	185.00	0.00
3997004	PLAINS STATES ZONAL FORUM	2	1,056.21	0.00
3992004	SERVICE SYSTEM WORKGROUP	4	858.51	0.00
3997001	SOUTHERN ZONAL FORUM	2	591.86	1,520.54
3991238	SUNDAY DEUTSCH-ENGLISCHES GR.	1	70.46	0.00
3993002	TEXAS STATE CONVENTION OF NA	1	556.36	543.82
3991608	THAILAND REGION	1	1,986.60	0.00
3991242	THURSDAY ENGLISH GROUP	1	72.21	0.00
3991419	UAE ASC DUBAI	1	519.00	0.00
3992002	WORLD CONVENTION UNITY DAY	0	0.00	24,372.24
3993005	WORLDWIDE WORKSHOPS	0	0.00	511.79
3991211	ZANDAGE NOW GROUP (BAHRAIN)	0	0.00	105.72
	<i>Other Forums, Areas, Groups Total:</i>	42	39,212.88	63,067.65

Pacific Cascade Region

3511230	12 TO LIFE (OR)	3	102.00	0.00
3511235	BASIC NA MEETING (OR)	2	61.00	0.00
3511406	CENTRAL OREGON HIGH DESERT ASC	5	333.00	200.00
3511228	CLEAN & FREE GROUP (OR)	4	70.00	0.00
3511234	COURAGE TO CHANGE (OR)	1	30.00	0.00
3513001	EUGENE AREA ACTIVITIES	1	290.00	0.00
3511203	FIRESIDE MEN'S STEP STUDY	2	650.00	0.00
3511222	FREEDOM IN THE FLATS	1	50.00	0.00
3511216	HAROLD STREET BLUES	5	325.00	255.00
3511202	HOLE IN THE WALL GROUP (OR)	0	0.00	100.00
	INDIVIDUAL MEMBERS	11	544.01	100.00
3511217	LA GRANDE NA BURNING DESIRES	1	74.79	117.66
3511407	LINN-BENTON-LINCOLN AREA (OR)	3	421.02	833.89
3511225	LONA	4	114.67	99.80
3511231	NA OUTLAWS MENS GROUP	1	433.00	0.00
3511227	NO MATTER WHAT/WOODLAND	0	0.00	62.00
3511409	NW PORTLAND AREA	1	50.00	0.00
3511229	OLD SCHOOL MEETING	2	81.12	0.00
3511233	ONE STEP AT A TIME (OR)	1	28.00	0.00
3511601	PACIFIC CASCADE RSC	7	6,288.12	11,172.02
3511402	SISKIYOU AREA (CA)	1	105.90	0.00
3511232	SUNDAY NT SOLUTIONS FOR LIVING	1	12.00	0.00



		Jul 2010/Jun 2011 Number of Contributions	Jul 2010/Jun 2011 Contributions	Jul 2009/Jun 2010 Contributions
3511213	TOGETHER WE CAN GROUP (OR)	0	0.00	60.00
3511404	TUALATIN VALLEY AREA	0	0.00	300.00
3511410	UVASC OF NA (OR)	1	12.25	0.00
3511226	WOMEN OF SPIRITUAL VALUES	0	0.00	100.00
	<i>Pacific Cascade Region Total:</i>	58	10,075.88	13,400.37
Panama Region				
3911601	PANAMA RSC	1	260.00	250.00
	<i>Panama Region Total:</i>	1	260.00	250.00
Peru Region				
30C1601	PERU REGION	0	0.00	105.00
	<i>Peru Region Total:</i>	0	0.00	105.00
Philippines Region				
	INDIVIDUAL MEMBERS	0	0.00	20.00
3961601	PHILIPPINES REGION	0	0.00	400.00
	<i>Philippines Region Total:</i>	0	0.00	420.00
Portugal Region				
3521601	PORTUGAL REGION-APNA	1	387.64	665.82
	<i>Portugal Region Total:</i>	1	387.64	665.82
Quebec Region				
3531203	CAP D'ESPOIR (QC)	2	200.00	0.00
3531401	CSL SUD-QUEST	0	0.00	903.45
3531403	CSLENA (QC)	1	80.00	0.00
	INDIVIDUAL MEMBERS	1	8.00	0.00
3531601	QUEBEC RSC/C.S.R.Q.N.A.	0	0.00	1,000.00
	<i>Quebec Region Total:</i>	4	288.00	1,903.45
Red River Region				
3311213	OKLATEX NA	12	750.00	400.00
30H1601	RED RIVER RSC	1	1,000.00	1,700.00
	<i>Red River Region Total:</i>	13	1,750.00	2,100.00
Region 51 Narcotics Anonymous				
3621230	ADDICTS TOGETHER (NV)	10	465.82	689.34
3621402	EAST LAS VEGAS AREA	2	1,128.72	1,124.39
3621207	FRIDAY NIGHT PM RECOVERY (NV)	1	174.27	0.00
3621223	GIRLS JUST WANNA HAVE FUN	1	7.25	0.00
3621236	HAPPY JOYOUS & FREE	8	181.12	268.06
3621209	HOW IT WORKS GROUP (NV)	0	0.00	211.00
	INDIVIDUAL MEMBERS	2	1,013.00	1,000.00
3621233	IT WORKS HOW & WHY	1	60.00	143.00
3621221	JUST FOR TODAY GROUP (NV)	0	0.00	10.00
3621234	MONDAY SOLUTION	5	245.00	83.00
3621235	MORE WILL BE REVEALED	6	261.28	186.50
3621241	MOVING ON GROUP (NV)	1	30.00	0.00
3621203	NEW FOUND FREEDOM GROUP (NV)	6	153.57	132.50
3621232	NEW FREEDOM GROUP	0	0.00	50.00
3621403	NORTH BY NORTHWEST AREA (NV)	11	7,285.51	6,515.25
3621237	ONLY ONE REQUIREMENT	0	0.00	12.00
3621240	PM RECOVERY (NV)	1	296.37	0.00



		Jul 2010/Jun 2011 Number of Contributions	Jul 2010/Jun 2011 Contributions	Jul 2009/Jun 2010 Contributions
<i>Region 51 continued</i>				
3621239	REASONS TO RECOVER (NV)	1	70.00	0.00
3621601	REGION 51 NARCOTICS ANONYMOUS	4	20,195.30	10,745.59
3621229	SATURDAY NIGHT SURRENDER	5	120.41	84.50
3621401	SOUTHERN NEVADA AREA	1	26.16	2,865.25
3621225	STAND 4 SOMETHING GROUP	3	149.39	0.00
3621211	WHERE I'M AT GROUP (NV)	0	0.00	61.77
3621238	WOMENS MEETING REGION 51 (NV)	10	258.25	0.00
<i>Region 51 Narcotics Anonymous Total:</i>		79	32,121.42	24,182.15
Region del Coqui (Puerto Rico)				
3841405	COMITE NA AREA NORTE CENTRO	0	0.00	316.45
3841403	COMITE SERVICIO NA AREA OESTE	9	171.00	192.50
	INDIVIDUAL MEMBERS	6	50.00	0.00
3841401	NA AREA NORTE CENTRO	9	237.20	88.50
3841601	REGION DEL COQUI	1	297.00	250.00
<i>Region del Coqui (Puerto Rico) Total:</i>		25	755.20	847.45
Rio Grande Region				
3551209	BASIC GROUP NA (NM)	0	0.00	41.11
3551403	BOSQUE AREA NA	0	0.00	270.00
3551202	CAVERN CITY GROUP (NM)	1	100.00	0.00
3551203	CLEAN IN BELEN (NM)	0	0.00	40.00
3551213	FREEDOM FROM ACTIVE ADDICTION	0	0.00	20.00
3551402	GREATER ALBUQUERQUE AREA	9	627.45	759.25
	INDIVIDUAL MEMBERS	3	245.00	0.00
3551214	LIV-IN-THE-DASH (NM)	1	100.00	0.00
3551207	MORE WILL BE REVEALED (NM)	1	450.00	257.95
3553001	RIO GRANDE CONVENTION	0	0.00	3,726.27
3551215	SURVIVORS GROUP (NM)	1	60.00	0.00
3551212	VIVIENDO EL PROGRAMA	1	20.19	167.49
<i>Rio Grande Region Total:</i>		17	1,602.64	5,282.07
San Diego/Imperial Region				
3561205	BASIC TEXT STUDY (CA)	1	-13.70	138.54
3561226	FRIDAY NIGHT POINT LOMA	0	0.00	92.00
	INDIVIDUAL MEMBERS	3	170.00	20.00
3561224	LEARN IT TO LIVE IT GROUP	0	0.00	16.00
3561231	MONDAY BT GROUP (SOLONA BEACH)	4	458.78	0.00
3561227	MONDAY NIGHT 11TH STEP MEETING	3	83.52	37.41
3561232	MONDAY NIGHT 2+2	1	9.00	0.00
3561229	MONDAY NIGHT ENCINITAS GROUP	0	0.00	119.92
3561212	MONDAY NITE BOOK STUDY (CA)	1	43.00	0.00
3561234	NOON AT THE BEACH MEETING (CA)	1	76.00	0.00
3561402	NORTH COAST AREA (CA)	10	426.39	371.18
3561237	NOT LIKE OTHER MOON MEETINGS	1	1.00	0.00
3561233	RECOVERY FIRST MENS GROUP	1	140.55	0.00
3561225	RESPECT THE MIRACLE GROUP	2	20.85	55.57
3561601	SAN DIEGO/IMPERIAL RSC	13	2,196.06	1,370.87
3561215	SATURDAY MORNING LIVE (CA)	3	81.00	0.00
3561228	SATURDAY MORNING MEN'S STAG	0	0.00	9.00
3561238	SERENITY SUNDAYS (CA)	1	5.00	0.00
3561403	SOUTHEAST BARIO ASC	1	518.57	0.00
3561236	SUNRISE MEETING	1	10.00	0.00



		Jul 2010/Jun 2011 Number of Contributions	Jul 2010/Jun 2011 Contributions	Jul 2009/Jun 2010 Contributions
3561235	TELL IT LIKE IT IS	3	75.00	0.00
3561230	THE S H O W GROUP	1	46.75	39.57
	<i>San Diego/Imperial Region Total:</i>	51	4,347.77	2,270.06

Show Me Region

3571206	ANOTHER SUNRISE GROUP	4	403.35	355.43
3571243	DOOR TO RECOVERY	0	0.00	193.32
3571247	DROSTE GROUP	2	350.00	0.00
3571251	GONZO FOR RECOVERY (IL)	1	50.00	0.00
3571241	GRATITUDE IN RECOVERY	3	149.19	504.27
3571403	GREATER ST CHARLES AREA	1	367.63	615.00
3571404	HEARTLAND AREA OF NA	0	0.00	293.00
	INDIVIDUAL MEMBERS	16	2,453.00	100.00
3571249	IT WORKS HOW AND WHY (MO)	1	20.00	0.00
3571204	LEBANON NA GROUP (MO)	0	0.00	186.00
3571401	LITTLE EGYPT AREA	1	597.07	1,612.80
3571250	LIVING IN VICTORY GROUP (MO)	1	90.00	0.00
3571248	LIVING MIRACLES NA GROUP	3	255.10	0.00
3571236	MACON RECOVERY	0	0.00	130.00
3571207	MIRACLES OF LIFE GROUP (MO)	2	140.00	0.00
3571218	NEW HOPE GROUP (MO)	1	15.00	6.27
3571215	NEW LIFE GROUP (MO)	1	120.00	120.00
3571252	NO EXCUSES GROUP (MO)	1	55.00	0.00
3571402	NORTHLAND AREA OF NA (MO)	5	252.82	186.26
3571244	OP NA	6	183.00	20.00
3571209	POINT OF FREEDOM GROUP (MO)	6	144.00	144.00
3571406	PRIMARY PURPOSE AREA OF NA	2	857.93	959.07
3571601	SHOW ME RSC	1	6,620.50	7,738.40
3571240	SPARK OF LIFE	3	238.87	351.06
3571212	SPIRITUAL CONNECTION	4	594.00	629.00
3571214	STEP BY STEP GROUP (MO)	1	49.48	0.00
3571202	SURVIVORS GROUP (MO)	0	0.00	10.00
3571203	THE MIRACLE GROUP (MO)	9	215.21	130.00
3571242	TODAY'S CHOICE GROUP OF NA	6	116.72	31.43
3571405	UKCANA/UNITED KANSAS CITY AREA	1	92.50	271.15
3571245	WE DO RECOVER	0	0.00	50.00
3571246	WHEN WE LISTEN	0	0.00	39.50
	<i>Show Me Region Total:</i>	82	14,430.37	14,675.96

Sierra Sage Region

3581401	GREATER OWENS VALLEY ASC	1	490.43	0.00
	INDIVIDUAL MEMBERS	1	10.00	15.00
3581202	REACHING FOR RECOVERY GROUP	1	320.00	0.00
3581211	SATURDAY NITE SPECIAL	2	43.00	0.00
3581601	SIERRA SAGE RSC	13	13,000.00	6,350.00
3581212	SOUTH SHORE NA	1	0.00	100.00
	<i>Sierra Sage Region Total:</i>	19	13,863.43	6,465.00

South Africa

3991229	SOUTH AFRICA GROUP DONATION	0	0.00	100.00
3991605	SOUTH AFRICA REGION	0	0.00	4,000.00
	<i>South Africa Total:</i>	0	0.00	4,100.00



		Jul 2010/Jun 2011 Number of Contributions	Jul 2010/Jun 2011 Contributions	Jul 2009/Jun 2010 Contributions
South Dakota Region				
3051203	NEW HOPE GROUP	1	150.00	250.00
<i>South Dakota Region Total:</i>		1	150.00	250.00
South Florida Region				
3591201	AHORA SI GROUP	0	0.00	290.00
3591203	EASTSIDE MONDAY NIGHT GROUP	0	0.00	54.64
3591406	FOREST AREA SERVICE COMMITTEE	3	345.00	278.50
3591239	GOOD ORDERLY DIRECTIONS (FL)	0	0.00	100.00
3591408	GULF COAST AREA SERVICES	2	647.91	0.00
	INDIVIDUAL MEMBERS	6	277.63	115.00
3591238	IT WORKS GROUP (FL)	7	223.50	250.46
3591407	MID-COAST AREA SERVICE OF NA	0	0.00	-57.00
3591241	NEVER ALONE GROUP (FL)	0	0.00	20.00
3591252	NEW BEGININGS GROUP	3	124.00	55.00
3591235	NEW SUNDAY MORNING (FL)	2	128.00	78.00
3591254	NEW TAMPA GROUP (FL)	2	38.00	0.00
3591250	RENACIMIENTO GROUP	0	0.00	300.00
3181403	SHARK COAST AREA (FL)	1	250.00	0.00
3591409	SOUTH ATLANTIC ASC (FL)	1	250.00	0.00
3591401	SOUTH DADE AREA	0	0.00	1,100.00
3591601	SOUTH FLORIDA RSC	1	4,812.55	2,196.71
3591242	STAIRWAY TO RECOVERY (FL)	3	57.40	160.90
3591251	STEP UP TO RECOVERY GROUP	0	0.00	165.94
3591253	SUNDAY NIGHT SERENITY (FL)	1	20.00	0.00
3591405	SUNSET COAST AREA (FL)	1	235.65	334.77
3591205	THE TRUTH WILL SET YOU FREE	4	100.00	109.00
3591249	WOMEN AND RECOVERY	11	118.31	127.69
<i>South Florida Region Total:</i>		48	7,627.95	5,679.61
Southern Brazil Region				
3821401	ASC VALE DO SINOS	0	0.00	260.00
30R1601	REGIAO BRASIL SUL	1	146.00	0.00
3821205	SAO JOSE GROUP	0	0.00	110.00
3821404	SERRA GAUCHA CSA	0	0.00	560.00
<i>Southern Brazil Region Total:</i>		1	146.00	930.00
Southern California Region				
36012A3	BASIC TRAINING	0	0.00	50.00
3601296	CINCO CASAS 12 X 12 MEETING	0	0.00	353.13
3601220	COURAGE TO CHANGE GROUP (CA)	8	284.70	95.00
3601289	DESIRE TO RECOVER GROUP	6	110.00	60.00
36012A6	DOING IT ON THE LAKE	4	344.97	0.00
3601406	EASTERN INLAND EMPIRE AREA	0	0.00	553.50
3601408	EASTERN SIERRA AREA	3	563.59	517.85
3601295	ELEVENTH STEP GROUP	1	68.97	34.14
3601290	FREE ON FRIDAY GROUP	3	172.40	6.50
3601297	FRIDAY HIGH NOON	0	0.00	50.00
36012A7	GIRLS NIGHT OUT (CA)	7	70.95	0.00
	INDIVIDUAL MEMBERS	60	3,654.16	1,141.68
3601409	INLAND EMPIRE FOOTHILLS	1	40.00	0.00
3601221	KNOLLWOOD GROUP (CA)	0	0.00	135.34
36012A2	LONE PINE GROUP	0	0.00	100.00
36012B2	MONDAY NIGHT WE DO RECOVER	2	80.00	0.00
36012B5	NEVER ALONE GROUP (CA)	1	12.50	0.00
36012B1	NORTH HOLLYWOOD STEP STUDY	2	249.50	0.00
3601299	QUEST FOR SERENITY	1	539.00	390.23



		Jul 2010/Jun 2011 Number of Contributions	Jul 2010/Jun 2011 Contributions	Jul 2009/Jun 2010 Contributions
3601210	RECOVERY ZONE GROUP (CA)	1	29.00	266.00
3601407	SANTA CLARITA AREA	0	0.00	1,200.00
3601293	SATURDAY NIGHT SPEAKER MEETING	0	0.00	20.00
36012A4	SEEKING RECOVERY	0	0.00	40.00
36012A8	SHARING FROM THE HEART	8	239.60	0.00
3601601	SOUTHERN CALIFORNIA RSC	2	11,355.88	7,262.08
36012B3	SPIRITUAL PRINCIPLE STUDY (CA)	3	100.03	0.00
36012A5	SPIRITUAL SOLUTIONS HOLLYWOOD	2	40.00	20.00
3601224	STEP UP TO FREEDOM	10	315.23	0.00
36012A9	SUNDAY SERENITY	3	156.50	0.00
3601207	SUNDAY SURRENDER GROUP	11	162.76	201.17
3601219	SUNSET SERENITY (CA)	0	0.00	64.00
36012B4	THURSDAY EARLY BIRD NA	1	75.00	0.00
3601298	TUJUNGA SPEAKER MTG (SFV)	0	0.00	15.09
36012A1	VICTORIOS HIGH NOON MEETING	0	0.00	100.00
3601218	WE CAME TO BELIEVE GROUP (CA)	4	129.11	0.00
3601403	WESTEND AREA (CA)	5	1,557.18	2,068.39
	<i>Southern California Region Total:</i>	149	20,351.03	14,744.10
Southern Idaho Region				
3611213	GET A GRIP GROUP	0	0.00	200.00
3611209	GLENS FERRY GROUP (ID)	3	43.00	0.00
	INDIVIDUAL MEMBERS	1	20.00	0.00
3611211	IT WORKS HOW & WHY GROUP (ID)	2	139.50	185.00
3613003	MEN'S RETREAT (MAGIC VALLEY)	1	127.49	251.07
3611210	MOUNTAIN HOME GROUP (ID)	4	128.00	0.00
3611202	NEW ATTITUDES GROUP (ID)	1	45.00	0.00
3611214	THE NOON GROUP (ID)	1	100.00	0.00
3611402	TREASURE VALLEY AREA (ID)	0	0.00	474.84
	<i>Southern Idaho Region Total:</i>	13	602.99	1,110.91
Spain Region				
3631203	GROUP CRECIENDO JUNTOS (SP)	1	64.00	0.00
3631202	GRUPO MARBELLA JUEVES MANANA	1	134.00	0.00
	INDIVIDUAL MEMBERS	2	142.00	0.00
3631601	SPAIN RSC	2	3,395.15	2,408.08
3631201	VOLVE A EMPEZAR MARBELLA	2	251.00	0.00
	<i>Spain Region Total:</i>	8	3,986.15	2,408.08
Sweden Region				
3641208	GODNATTGRUPPEN (SWEDEN)	1	70.00	0.00
3641211	HISSINGSGRUPPEN (SWEDEN)	1	155.00	0.00
	INDIVIDUAL MEMBERS	16	2,698.00	110.00
3641205	LIVING FOR TODAY (SWEDEN)	2	440.95	218.45
3641207	NA FARSIGRUPPEN/GOTHENBURG	0	0.00	200.00
3641206	NA GROUP VASTRA FROLUNDA	0	0.00	17.87
3991231	NACKA NA GROUP	1	118.28	0.00
3641201	NEW WAY OF LIFE GROUP (SW)	1	456.92	761.90
3641210	ROOTS FROM GOTHENBURG (SW)	1	18.00	0.00
3641212	STENUNGSUNDSGRUPPEN (SWEDEN)	1	230.00	0.00
3641209	SVEAGROUP VARBERG	1	435.00	0.00
3641601	SWEDEN RSC	5	22,573.04	2,829.40
	<i>Sweden Region Total:</i>	30	27,195.19	4,137.62



		Jul 2010/Jun 2011 Number of Contributions	Jul 2010/Jun 2011 Contributions	Jul 2009/Jun 2010 Contributions
Tejas Bluebonnet Region				
3651214	1960 GROUP OF NA	1	21.17	104.50
3651205	AGAPE FREEDOM GROUP (TX)	1	48.29	50.00
3651405	CENTRAL TEXAS AREA	1	132.00	0.00
3651403	ESPERANZA AREA (TX)	1	91.53	731.36
3651228	FRIDAY NIGHT LIVE	0	0.00	20.00
3651207	GEM CITY GROUP (TX)	2	74.50	12.00
3651404	HILL COUNTRY AREA (TX)	1	91.53	0.00
3651402	HOUSTON AREA (HASCONA)	4	303.36	27.82
3651233	HUGS NOT DRUGS	2	70.00	0.00
	INDIVIDUAL MEMBERS	10	739.00	17.15
3651206	KEEP IT CLEAN GROUP (TX)	12	440.00	560.00
3651235	LIFEGUARD GROUP	1	318.33	0.00
3651220	LOST & FOUND GROUP (TX)	4	364.18	535.82
3651226	MEN OF HOPE GROUP	1	30.00	0.00
3651230	MONTHLY FREE TODAY	0	0.00	90.00
3651234	NEVER ALONE GROUP (TX)	1	25.00	0.00
3311405	NORTH SIDE AREA (TX)	2	100.00	0.00
3651231	RECOVERY SOUTH	0	0.00	360.00
3651407	SOUTHEAST TEXAS AREA OF NA	3	267.36	99.22
3651229	STEPPING UP GROUP	1	83.90	252.67
3651601	TEJAS BLUEBONNET RSC	4	4,594.43	15,202.53
3651401	TEXAS TRI-COUNTY AREA (TTCASC)	1	1,405.02	0.00
3651225	THE LAST ROOM GROUP	1	13.00	24.20
3651221	THE RIGHT STUFF GROUP (TX)	2	95.65	254.00
3651223	THE SOONER THE BETTER (TX)	14	487.79	382.12
3651232	TWC/HCANA	0	0.00	3.65
3651236	VICTORIA NA GROUP (TX)	1	30.00	0.00
	<i>Tejas Bluebonnet Region Total:</i>	71	9,826.04	18,727.04
Tri State Region				
3661201	BEECHWOOD GROUP (PA)	7	89.50	87.00
3661258	BIGGER ON THE INSIDE	0	0.00	25.00
3661402	CENTRAL WESTERN PA AREA (CWPA)	4	100.00	250.00
3661413	CENTRAL WESTMORELAND AREA	0	0.00	200.00
3661414	EAST END AREA (EEANA)	5	1,243.77	223.00
3661214	ELIZABETH GROUP	1	83.00	50.00
3661260	FRIDAY JUST FOR TODAY (PA)	1	30.00	0.00
	INDIVIDUAL MEMBERS	6	50.00	0.00
3661408	INTERSTATE CROSSROADS AREA	4	1,082.36	1,073.12
3661247	IT WORKS HOW & WHY GROUP (PA)	4	161.75	77.35
3661230	JUST FOR TODAY GROUP (PA)	0	0.00	30.00
3663001	KINZUA EVENTS COMMITTEE	0	0.00	137.30
3661412	LAWRENCE COUNTY AREA SER COM	1	50.00	0.00
3661405	NORTH EAST AREA (PA)	2	191.19	0.00
3661415	NPASCNA	0	0.00	40.36
3661401	PITTSBURGH AREA	0	0.00	233.00
3661407	SOUTH HILLS AREA (PA)	10	1,657.14	2,784.26
3661601	TRI - STATE RSC	3	6,696.99	5,500.00
3661259	TUESDAY NOON DISC GROUP (PA)	1	34.00	0.00
3661204	WOMEN'S RECOVERY GROUP (PA)	1	30.00	60.00
	<i>Tri State Region Total:</i>	50	11,499.70	10,770.39



		Jul 2010/Jun 2011 Number of Contributions	Jul 2010/Jun 2011 Contributions	Jul 2009/Jun 2010 Contributions
United Kingdom Region				
3941201	EASTCOMBE GROUP (ENGLAND)	0	0.00	84.70
	INDIVIDUAL MEMBERS	1	12.00	0.00
3941601	UNITED KINGDOM REGION	2	18,846.03	3,726.37
	<i>United Kingdom Region Total:</i>	3	18,858.03	3,811.07
Upper Midwest Region				
3671214	FRIDAY NITE NA	0	0.00	7.97
	INDIVIDUAL MEMBERS	2	155.00	143.15
3671215	KEEPING THE FAITH	0	0.00	25.00
3671401	MANITOBA AREA	0	0.00	300.00
	<i>Upper Midwest Region Total:</i>	2	155.00	476.12
Upper Rocky Mountain Region				
3681216	ANONYMOUS NEWCASTLE NA GROUPS	0	0.00	420.00
3681403	CENTRAL BASIN AREA OF NA	0	0.00	100.00
3681202	CLEAN & FREE GROUP (WY)	0	0.00	50.00
3681215	GREYBULL GROUP	1	10.00	20.00
3681208	HOPE NOT DOPE GROUP (WY)	2	430.13	794.48
3681212	LIVE FROM LARAMIE GROUP (WY)	0	0.00	56.89
3681210	LIVING CLEAN GROUP (WY)	0	0.00	32.22
3681201	LIVING PROOF GROUP (WY)	7	457.91	298.30
3681213	NARCOTICS ANONYMOUS (WY)	0	0.00	37.33
3681214	THERMOP NA	0	0.00	150.00
3681601	UPPER ROCKY MOUNTAIN RSC	0	0.00	688.26
3681401	WYO - BRASKA AREA	0	0.00	63.18
3681402	WYOMING WESTERN AREA	1	100.00	50.00
	<i>Upper Rocky Mountain Region Total:</i>	11	998.04	2,760.66
Uruguay Region				
3741601	URUGUAY REGION	1	691.00	916.50
	<i>Uruguay Region Total:</i>	1	691.00	916.50
Utah Region				
3691402	CENTRAL UTAH AREA	2	73.00	137.05
	INDIVIDUAL MEMBERS	9	820.00	424.05
3691405	LAKESIDE UNITY AREA OF NA	12	601.89	176.81
3691401	NORTHERN UTAH AREA	12	443.29	490.34
3691601	UTAH RSC	4	409.52	596.78
	<i>Utah Region Total:</i>	39	2,347.70	1,825.03
Venezuela Region				
30S1601	VENEZUELA REGION	1	125.00	120.00
	<i>Venezuela Region Total:</i>	1	125.00	120.00
Volunteer Region				
3701243	HAPPY HOUR GROUP	2	384.00	93.00
3701235	HOPE FIENDS	0	0.00	4.87
3701239	HOPE NOT DOPE	0	0.00	30.00
	INDIVIDUAL MEMBERS	3	2,038.72	270.00
3701241	IT JUST GETS BETTER	0	0.00	50.00
3701247	LITTLE RIVER GROUP	1	149.23	0.00
3701244	NEVER ALONE GROUP	2	50.00	20.00
3701246	NEW HORIZON GROUP	4	146.25	0.00
3701236	NO MATTER WHAT GROUP (TN)	5	249.01	519.93
3701237	NO NAME NA GROUP	0	0.00	50.00
3701202	NOTHING TO FEAR GROUP (TN)	2	250.97	0.00



		Jul 2010/Jun 2011 Number of Contributions	Jul 2010/Jun 2011 Contributions	Jul 2009/Jun 2010 Contributions
<i>Volunteer Region continued</i>				
3701206	PRIMARY PURPOSE GROUP (TN)	4	106.00	154.00
3701242	SERENITY IN THE SMOKIES	0	0.00	20.00
3701245	THE ATTIC GROUP	1	20.00	25.00
3701601	VOLUNTEER RSC	1	5,558.46	9,067.15
3701401	WEST TENNESSEE AREA	8	1,399.81	495.83
	<i>Volunteer Region Total:</i>	33	10,352.45	10,799.78

Washington - Northern Idaho				
3711247	ADDICTS IN RECOVERY	0	0.00	20.00
3711233	ASK IT BASKIT GROUP (WA)	6	120.00	120.00
3711202	BASIC NA GROUP (WA)	0	0.00	75.00
3713001	COURAGE TO CHANGE RETREAT (WA)	0	0.00	35.99
3711203	DECISIONS GROUP (WA)	0	0.00	46.85
3711251	FREEDOM GROUP OF SEATTLE WA	4	67.40	0.00
3713009	FREEDOM TO CHANGE MENS RETREAT	1	35.38	0.00
3711238	FRIDAY HARBOR GROUP	8	98.07	18.47
3711207	FRIDAY NIGHT ALIVE GROUP (WA)	13	375.00	390.00
3711241	FRIDAY NIGHT STEP STUDY	6	408.34	193.80
3711242	GRACE GROUP	1	50.00	65.00
	INDIVIDUAL MEMBERS	32	4,083.00	2,678.00
3711249	INSOMNIADDICTS	1	20.00	0.00
3711226	KIND OF THURSDAY NIGHT GROUP	3	450.00	175.00
3711222	LOVIN' SPOONFULL NA	7	201.77	397.58
3711244	MONDAY NIGHT RECOVERY	3	134.14	456.35
3711213	MORE GRATITUDE LESS ATTITUDE	9	355.56	545.91
3711250	NA REGULARS OF SEATTLE WA	4	152.75	0.00
3711212	NEW FRONTIERS GROUP (WA)	5	442.00	1,345.00
3711204	NEW HOPE GROUP (WA)	1	50.00	0.00
3711406	NORTH PUGET SOUND AREA (WA)	0	0.00	1,113.08
3711254	NORTH SEATTLE HARDCORE (WA)	1	19.15	0.00
3711410	NORTHWEST WASHINGTON AREA	3	1,048.03	304.90
3711248	OASIS GROUP	3	231.44	81.46
3711246	OLD SKOOL GROUP	0	0.00	43.27
3711240	RECOVERY BY THE BOOK	3	80.00	60.00
3711245	REVELATIONS GROUP	0	0.00	25.00
3711401	SEATTLE AREA (WA)	1	991.93	42.00
3711252	SERENITY CIRCLE MTG (WA)	3	208.00	0.00
3711412	SOUTH KING COUNTY (SKCANA)	9	1,046.72	-1,604.91
3711223	SOUTHENDERS GROUP	1	31.12	0.00
3711403	THE LEWIS COUNTY AREA (TLCANA)	1	60.83	254.98
3711253	TOP OF THE HILL (WA)	2	50.00	0.00
3711229	TOWER OF POWER GROUP (WA)	4	52.00	5.00
3711404	TRI - CITIES AREA (WA)	0	0.00	100.00
3711205	UNITY IN UNION GROUP	9	228.99	275.63
3711601	WASHINGTON-NORTHERN IDAHO RSC	4	25,683.00	19,549.73
	<i>Washington - Northern Idaho Total:</i>	148	36,774.62	26,813.09

Western New York Region				
	INDIVIDUAL MEMBERS	0	0.00	25.00
3811401	NIAGARA - ORLEANS AREA (NI-O)	1	100.00	0.00
3811212	SIMPLICITY GROUP	0	0.00	700.00
3811210	WEE RECOVER (NY)	0	0.00	160.00



		Jul 2010/Jun 2011 Number of Contributions	Jul 2010/Jun 2011 Contributions	Jul 2009/Jun 2010 Contributions
3811601	WESTERN NEW YORK RSC	1	1,500.00	2,000.00
3811213	WOMEN'S RECOVERY GROUP	1	40.00	0.00
	<i>Western New York Region Total:</i>	3	1,640.00	2,885.00
Western Russia Region				
	INDIVIDUAL MEMBERS	1	10.00	0.00
	<i>Western Russia Region Total:</i>	1	10.00	0.00
Wisconsin Region				
3721406	BADGERLAND AREA SERVICE	7	90.24	164.13
	INDIVIDUAL MEMBERS	10	193.00	36.00
3721405	INLAND LAKES UNITY AREA	0	0.00	725.00
3721210	MONDAY NITE SURRENDER (WI)	1	118.77	202.12
3721402	NORTHEAST WISCONSIN AREA	5	539.00	928.71
3721213	ROAD TO RECOVERY	1	42.87	0.00
3721201	STRAIGHT AHEAD GROUP (WI)	2	32.00	14.00
3721601	WISCONSIN RSC	5	5,125.63	5,091.37
3721212	WOMEN IN RECOVERY (WI)	3	69.94	0.00
	<i>Wisconsin Region Total:</i>	34	6,211.45	7,161.33
Grand Total:		2,759	741,994.35	643,745.24



Dans un esprit d'unité

В духе ед

I ånden av enhet

Az egység szel

Katika roho ya umoja

Con espíri

一体性の精神で

Kwenye Umoja wa Kir

Fl-Ispirtu tal-Għaqda

Sa D

Birlik Ruhuyla

ಅತ್ಯಂತ ಸಮಗತವಾದ ಐಕ್ಯತೆ

באחדות הרוח

dalam s

ด้วยความเป็นอันหนึ่งอันเดียวกัน

باروحية اتحاد

In uno Spirito di