


THE TIES THAT BIND US TOGETHER



NAVS[®]

Annual Report

1 July 2013 – 30 June 2014

The Ties That Bind Us Together

The strength of our mutual commitment to NA creates the unity that binds us together in spite of all that might divide us. The common welfare of NA depends on the continued growth and well-being of the fellowship in every corner of the world.

It Works: How and Why, Tradition One

NA World Services, Inc.

Annual Report

1 July 2013 – 30 June 2014

Contents

The Ties That Bind Us Together	
A Note from Your World Board	1
Your World Services Trusted Servants	4
Conference Projects	7
Service System	7
Traditions Book Project	9
Virtual Workgroups	10
Fellowship Issue Discussions	11
Fellowship Development	15
NAWS Workshops Around the World	16
Meeting Growth	21
Public Relations	23
Essential Ongoing Services	27
Fellowship Services	27
Translations	31
Information Technology	35
Production and Distribution	37
Our Fellowship's Literature and Trademarks	47
World Convention	51
Staff and Offices	55
Financial Reports	61
Consolidated Statement of Financial Position (Balance Sheet)	63
Consolidated Statement of Activities (Income Statement)	64
Independent Auditors' Report	69
Invest in Our Vision	81
Regional Contributions	84

All of the efforts of
Narcotics Anonymous
are inspired by the primary
purpose of our groups.
Upon this common ground
we stand committed.



The Ties That Bind Us Together

A Note from Your World Board

Again this year, we would like to begin this report by expressing our gratitude for the chance to serve the Narcotics Anonymous Fellowship. This report is our yearly check-in—an opportunity to reflect on what we have accomplished over the past year and how our work impacts the NA Fellowship. It is also a way for us to share with you what's on the horizon.

The theme of the 2014 World Service Conference, “The Ties That Bind Us Together,” reflects that our common welfare, our common goals, and our shared commitment to NA are strong and vital connections between us. We don't always share the same ideas about how to reach those goals, but keeping the Ties That Bind Us in mind helps us to remain focused on our unity. Chapter 3 of *Living Clean: The Journey Continues* reminds us:

When we act together, we are greater than the sum of our parts, smarter than our decisions, and more powerful than we think we are.



It was in this spirit that we approached the 2014 World Service Conference, where one World Board member was elected to a second term and we included a series of sessions to discuss and build consensus on the future of the WSC as a global service body. There were five “Planning Our Future” sessions, each building on the previous session. We began by coming to a common understanding of our issues, and then we did breakout sessions where conference participants identified the needs of NA, considered the reasons we gather as a worldwide service body, and then discussed options for the future of a worldwide service body to serve NA. Finally, we came back together as a full body and considered ways we might attain those ideas for the future.



Once again, we were charged with a great deal of work as a result of WSC actions. This included continuation of the Service System Project and the Traditions Book Project. The focus of the Service System Project for this cycle is to assist and support communities that are adopting aspects of the proposals, develop new tools, and



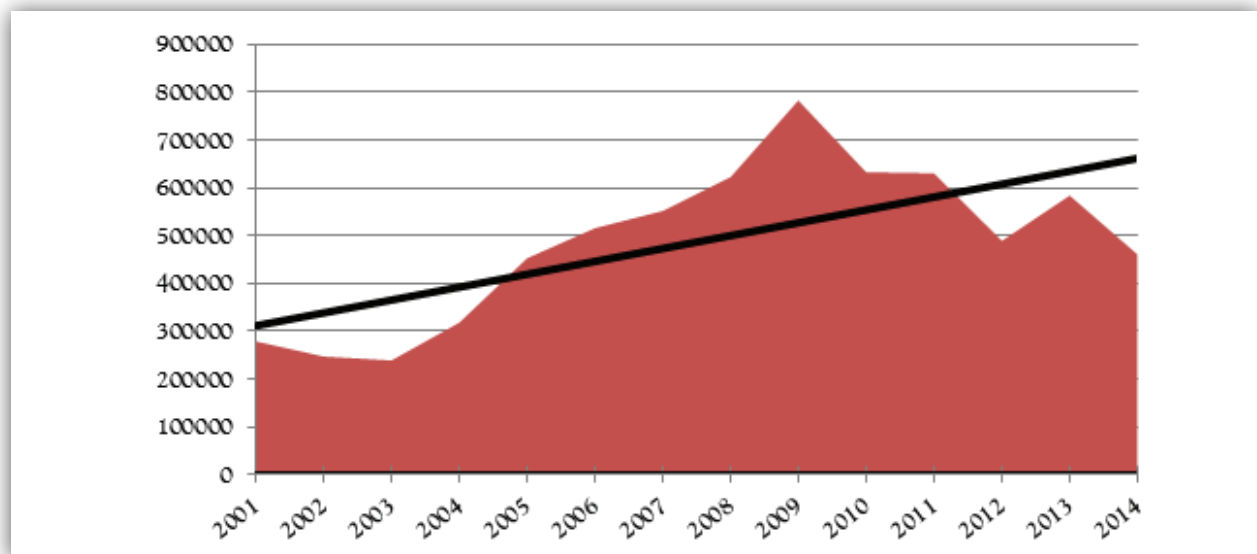
continue to develop ideas related to the rest of the service system—state/nation/province bodies, zones, and seating. For the Traditions Book Project, ideas and input were gathered during the past cycle, and the focus of this cycle is to continue collecting front-end input on each chapter and to write and distribute chapters for Fellowship review and input.

We broke new ground by creating virtual workgroups to carry out the work of three other projects this cycle. These workgroups are conducting their business primarily in web meetings and using other Internet resources. The Decision Making at the WSC Workgroup is charged with evolving the processes used at the WSC for global decision making. The Planning Our Future Workgroup is tasked with evolving ideas about the future of the WSC that were generated at WSC 2014, and making recommendations for the World Board's consideration. The third virtual workgroup, Delegates Sharing, is the result of a proposal to create a WSC sharing session for delegates to talk amongst themselves

about issues they find important, to exchange experience with each other, and to build unity.

As we report each year, we continue to supply translations and free or subsidized literature to new and struggling NA communities that would not otherwise have access to our printed message. We also continue to make literature available free of charge to incarcerated addicts upon request. Despite the fluctuating financial circumstances of recent years, we remain committed to this service because it is a key to carrying the NA message. We are unlike many other international businesses and nonprofit organizations that can cut services or seek additional financial support from outside sources. We do not have the ability or desire to cut many of the levels of service we provide, nor can we look for support from outside of the Fellowship, especially for this essential mode of supporting individual members and NA communities.

Free and Subsidized Literature 2000–2014 with trend (Cost to NAWS)





Providing literature to communities that need it most is essential to the ongoing health of NA as a whole, and is an integral part of fulfilling our vision. Narcotics Anonymous is a worldwide Fellowship, and the primary purpose of the groups we serve is a mission close to all of our hearts. The need in this area of expense continues to grow, but we have been able to minimize the cost increases of meeting such demand through local and in-house literature production, the opening of a branch in India, efforts to localize printing and distribution, and other steps to contain costs. In the Free and Subsidized Literature graph, the high point in the 2008–2009 fiscal year is an anomaly due to the fact that we gave away all remaining copies of the Fifth Edition Basic Text for use in H&I settings once the Sixth Edition was published. It should be noted, however, that this is an expense that has *almost doubled* since 2000. In this fiscal year that total was \$461,064. Demand has certainly not decreased, and we strive to not say no to anyone.

Everything we do at NA World Services helps us to further the primary purpose of the NA groups, moving us further toward a future in which every addict has an opportunity to experience our message in his or her own language and culture. Gratitude drives the efforts of NA World Services and of each of us as trusted servants on your World Board. This annual report is meant to offer a glimpse into the meaningful work we are able to achieve on behalf of and along with the NA Fellowship. We thank you for your continued support, and we encourage you to read this report as an account of our shared challenges and successes.





World Board Members

Board Member	First Elected	Term Ends	Location
Tana Agostini	2012	2018	Saugerties, New York, USA
Mary Banner	2004	2016	Dallas, Texas, USA
Ron Blake	2004	2016	Richmond, Victoria, Australia
Junior Odilson Gomez Braz	2008	2020	São José dos Campos, São Paulo, Brazil
Iñigo Calonje Unceta	2010	2016	Estepona, Málaga, Spain
Paul Craig	2006	2016*	Quispamsis, New Brunswick, Canada
Irene Crawley	2012	2018	Dublin, Ireland
Paul Fitzgerald	2012	2018	Mumbai, India
Bob Gray	2012	2018	Fort Lauderdale, Florida, USA
Mukam Harzenski-Deutsch	2004	2016	Ship Bottom, New Jersey, USA
Arne Hassel-Gren	2006	2018	Toronto, Ontario, Canada
Mark Hersh	2006	2018	Eskilstuna, Sweden
Franney Jardine	2006	2018	Olympia, Washington, USA
Tali McCall	2012	2016*	Anahola, Hawaii, USA
Ron Miller	2004	2016	Winter Haven, Florida, USA
Tonia Nikolinakou	2006	2018	Athens, Greece
MaryEllen Polin	2012	2016*	Simi Valley, California, USA

Human Resource Panel

Lib E	2012	2016	Christchurch, New Zealand
David J	2012	2016	Wales, United Kingdom
Michael B	2014	2018	Nashville, Tennessee, USA
Sherry V	2014	2018	Bunker Hill, West Virginia, USA

WSC Cofacilitators

Dickie D	2012	2016	Amite, Louisiana, USA
Laura B	2014	2018	Albuquerque, New Mexico, USA

* Our guidelines state, "If the World Service Conference chooses to elect more than eight (8) Board members at the same time, the term lengths will be determined by volunteers and then by random drawing at the first World Board meeting following the WSC." Since eleven board members were elected at WSC 2012, three board seats were chosen at random for four-year terms.

When we act together,
we are greater than
the sum of our parts,
smarter than our decisions,
and more powerful
than we think we are.

Living Clean: The Journey Continues,
Chapter 3, "A Spiritual Path"

Български
தமிழ்
Bahasa Melayu
Suomi
Eesti
Nederlands
मराठी
한국어
Slovenščina
Türkçe
Latviešu
English
Moldoveneasca
Malti
বাংলা
Українська
Босански
नेपाली

A Vision for NA Service

All of the efforts of Narcotics Anonymous are inspired by the primary purpose of our groups. Upon this common ground we stand committed.

Our vision is that one day:

- Every addict in the world has the chance to experience our message in his or her own language and culture and find the opportunity for a new way of life;
- Every member, inspired by the gift of recovery, experiences spiritual growth and fulfillment through service;
- NA service bodies worldwide work together in a spirit of unity and cooperation to support the groups in carrying our message of recovery;
- Narcotics Anonymous has universal recognition and respect as a viable program of recovery.

Honesty, trust, and goodwill are the foundation of our service efforts, all of which rely upon the guidance of a loving Higher Power.

Íslenska
Português
中文
عربي
日本語
ಕನ್ನಡ
Afrikaans
Anglicized
हिन्दी
hrvatski

עברית
Dansk
Lietuviškai
Deutsch
Français

Polski
فارسی
ਪੰਜਾਬੀ
Norsk
Русский
Magyar
Filipino
Português (Brasil)
Slovenčina
繁體中文
Ελληνικά
Español
Italiano
Bahasa Indonesia
മലബാർ
ภาษาไทย
Swahili

Conference Projects

Our strategic planning process is organized around the two-year cycle from one World Service Conference to the next. The time period covered by this report spans two conference cycles (2012–2014 and 2014–2016), so information covers projects that are ending, continuing, and beginning. The projects adopted by the 2012 World Service Conference included the multi-cycle Service System and Traditions Book Projects, the *Introduction to NA Meetings* IP Project, and the continuation of Fellowship Issue Discussion Topics. Some of the information in the updates provided here is excerpted from the 2014 *Conference Agenda Report* and *The NA Way Magazine*.

Service System

The Service System Project grew out of a need to try to address some of the struggles that service bodies throughout NA have reported over the years—too few trusted servants, a poor atmosphere of recovery at service meetings, duplication of efforts, poor communication, and the list goes on. If you are involved in service, chances are you are familiar with many of the issues. Most of us have encountered them in our service experience.

The first task of the project was to offer A Vision for NA Service, which passed unanimously at the 2010 World Service Conference. The 2010–2012 conference cycle saw the release of a number of

reports containing proposals for discussion related to NA service. These, and other materials related to the project, can be found online at www.na.org/servicesystem.

Following the passing of eight resolutions at WSC 2012 that related to the basic ideas underpinning the Service System Proposals, we undertook a field test. Between November 2012 and July 2013 several NA service bodies put into practice some of the ideas related to local services. The three basic elements tested were:

Group Support Forum (GSF): The GSF is a place to discuss group problems and successes away from budgets and motions. It is

Conference Projects on the Web

Service System:

www.na.org/servicesystem

Traditions Book:

www.na.org/traditions

Issue Discussion Topics:

www.na.org/idt



the service equivalent of one addict helping another. Here, newer members can get introductory or basic information about NA, including how the service system works. The exact activities of a GSF will vary from place to place, but the key is that it focuses on the needs of the groups.

Local Service Conference (LSC): The proposals describe the LSC as a quarterly, plan-driven meeting attended by all of the GSRs and/or GSF delegates, along with trusted servants of the LSC and interested members. One of the meetings of the LSC is an annual assembly where all interested members of the NA community gather to set service priorities for the year ahead and to brainstorm ideas for solutions to current local issues. This annual planning assembly ensures that the groups set the general direction of services. The other local service conferences are opportunities for approving projects, communication, oversight, and selection of leaders.

Local Service Board (LSB): The LSB performs the tasks delegated to them by the LSC. These include ensuring the continued delivery of ongoing services such as websites and meeting lists. Members of the LSB may also facilitate the projects created to accomplish the goals and solutions prioritized by the LSC planning assembly. One way to visualize this is that the LSC consists of the architects, while the LSB is made up of the builders and contractors.

In short, the Service System Proposals suggest a separation between these three types of concerns: 1. Group issues and needs are handled at the group support forum. 2. Strategic decisions and general oversight of local services are handled at the local service conference. 3. Day-to-day administration of local services is handled by the local service board.

The experience of the nine communities involved in the field test helped to inform three motions offered in the 2014 *Conference Agenda Report* (CAR). Motions 4, 5, and 6 asked whether the Fellowship agreed in principle to move in the direction of a service system that contains GSFs, LSCs, and LSBs, respectively. Each motion contained a series of essential and recommended characteristics for each service body. Conference action led to an amendment that added the text “to be included in the GTLS as an option along with our current service units” to each motion. The intent of this amendment was to offer the SSP ideas as options for NA communities to consider, along with existing elements of our service system. Each of these motions, along with the Service System Project Plan for 2014–2016, passed by at least a two-thirds majority.

Read more about the GSF, LSC, LSB, the motions related to each of them, and a summary of the field test in the 2014 CAR, online at www.na.org/servicesystem.

Looking Ahead

The Service System Project plan lists a number of tasks for the cycle ahead. We plan to continue developing tools and resources for local implementation of service system ideas, including planning, mentorship, group support, consensus-based decision making, project-based services, etc. We will also continue to collect input about how local NA communities are adapting ideas from the Service System Project to best meet their particular needs, and provide opportunities for this experience to be shared with others. Collecting these experiences and best practices will also help us draft some general ideas to help communities transitioning to a new system.

Traditions Book



Project

The Traditions Book Project

During the course of the 2013–2014 fiscal year, the Traditions Project transitioned from its first two-year cycle to its second. The first two years were devoted to gathering the Fellowship’s ideas about what is needed, desired, and expected from a Traditions book. We were well aware from the 2011 literature survey that a Traditions book was the highest literature priority for the majority of our Fellowship. However, comments on that survey and in various requests we’ve received over the years all indicated that there were widely varying ideas about what such a book would include. Spending some time to gather members’ ideas and expectations helped the World Board develop a clearer sense of how best to approach this project.

At the 2014 World Service Conference, the World Board presented a project plan that outlined the creation of a workgroup for the Traditions Project. With the help of the workgroup, the 2014–2016 conference cycle would be devoted to drafting material, conducting Fellowship review, and ultimately revising and refining the work into an approval form of a Traditions workbook. The workgroup was formed shortly after the 2014 WSC, and they started work right away to begin the difficult task of creating this new piece of recovery literature within a single conference cycle.

At the time of this printing, the Traditions Project was well underway, with the Fellowship reviewing draft chapters and submitting input in response to those drafts. The approval form of the completed text will be published with the 2016 *Conference Agenda Report*, which will be released 150 days prior to the 2016 World Service Conference.

An Introduction to NA Meetings Project

The majority of the text in *An Introduction to NA Meetings* had been available as a service pamphlet for many years. It was originally envisioned as a public relations tool that trusted servants who interact with professionals could distribute to help those professionals prepare addicts for what they would experience when attending their first NA



meetings. In practice, however, this pamphlet became better suited for publication as an actual informational pamphlet because it introduced new members or potential members to NA. The 2012 World Service Conference adopted a project to convert the service pamphlet to an IP to make it more readily accessible to those who may find it most useful. The pamphlet was already available in English, Italian, Netherlands, Norwegian, Portuguese, Russian, and Spanish.

After releasing the pamphlet for review, we received a small amount of feedback from members and service committees in 19 US states and four other countries. Many responded by simply saying we could publish the piece exactly as is; however, we did make a number of revisions based on the input before including the approval draft in the 2014 *Conference Agenda Report*. The IP was approved with unanimous support by the 2014 WSC and was scheduled for production and distribution in the fall of that year.

Virtual Workgroups

After the 2014 WSC, the World Board launched virtual workgroups to fulfill three new projects. Having gained more experience and success using webinars and web meetings, the Board seized the opportunity to pursue these projects with the help of members from around the world—without the usual cost of members traveling to California to participate in workgroup meetings.

WSC Decision Making: The WSC Decision Making Workgroup was formed as a result of Proposal BC which passed unanimously at WSC 2014. The proposal outlined a number of changes to the WSC decision making processes as well as “Ideas to be developed for the future [that] include:

1. A process and mechanism for forwarding, considering, and evolving ideas for discussions.
2. To continue to develop ideas about utilizing CBDM at the WSC. The World Board will be responsible for this but will be asking delegates for ideas and input and may create a virtual workgroup that includes current or recent conference participants to assist in the upcoming cycle.”

The workgroup consists of 14 people: two World Board members, two NAWS staff, the two current WSC cofacilitators, and eight other NA members including several former conference chairs or cofacilitators. The WSC Decision Making Project will be focused on continuing to evolve the processes used by the Fellowship and at the WSC for global decision making. The workgroup will make recommendations to the World Board, and the Board will, in turn, forward the recommendations they support to conference participants.

Planning Our Future: This project grew out of the series of “Planning Our Future” sessions at the last World Service Conference, where participants discussed the needs of NA and what a worldwide body that best meets those needs might look like. One of the Board’s responsibilities this cycle is to frame and forward the discussion that began at the WSC.

The Planning Our Future Workgroup will be a sort of “think tank” for the board—helping to shape ideas and make recommendations to the Board. Part of the workgroup’s charge is to help the Board develop strategies for communication, which is an ongoing challenge—how to report about ideas widely enough that interested members can stay informed, and how to have conversations throughout the Fellowship about ongoing work.



This is another virtual workgroup that consists of 13 people: two Board members, one NAWS staff person, and ten other members.

WSC Seating: A fourth virtual workgroup to address WSC seating was created from some members of the Planning Our Future Workgroup. The Seating Workgroup is composed of three delegates, one World Board member, and one staff member.

Delegates Sharing is a project resulting from Proposal BL, which was strongly supported by the 2014 WSC. The intent is to create a WSC sharing session for delegates to talk among themselves about issues they find important, and to exchange experience with each other in order to foster unity. The workgroup was formed with two World Board members, eight current and former conference participants from around the world (including the proposal-maker as the workgroup point person), and one NAWS staff member. In addition to the specific session identified in the proposal, the workgroup was charged with planning the pre-WSC 2016 Unity Day workshops.

Fellowship Issue Discussions

Issue Discussion Topics (IDTs) offer an opportunity for broad-based discussions on current topics that affect our entire Fellowship. These discussions help make our communications more relevant and form an integral part of working toward achieving some of the objectives from our strategic plan.

We need your local involvement in these discussions so that you can provide us with your ideas and feedback. All four of the IDTs from the 2012–2014 conference cycle relate directly or indirectly to the Service System Project, and

these are also issues that will be reflected in the Traditions book. We often say our diversity is our strength, and these are issues that need to accurately reflect our diversity for both projects.

Although less input on the IDTs was received than in previous cycles, 87 percent of reporting regions said that the IDTs are helpful in their reports to the 2014 WSC. We have provided a short summary of the main ideas received about each IDT below. Comments, input, and ideas are always encouraged and can be sent to worldboard@na.org.

Collaboration

The purpose of this IDT was to generate discussion about how we best collaborate within our areas, regions, and zones, as well as from service body to service body. The principle of collaboration is, quite simply, about working together toward a common goal. Collaboration very often comes quite naturally in a recovery meeting or NA group setting, but can be more challenging to practice in our service efforts.

Input on this IDT covered how collaboration takes place through communicating and participating in groups and service bodies, and by sharing information with other service bodies. The importance of contributing financially to support NA services was also mentioned. Other input described how neighboring service bodies share services such as a helpline, or use technology to enable wider participation in service meetings.

Ideas for improving collaboration included encouraging others and practicing spiritual principles such as positivity, humility, trust, and commitment. It was not surprising that the main factor reported as blocking effective collaboration is behavior opposing these spiritual principles (selfishness, negativity, arrogance,



and fear). The negative effect of not focusing service efforts on our primary purpose was also mentioned. Practical approaches included setting priorities focused on carrying the message to the still-suffering addict, training and mentoring, better use of technology, and organizing learning days and other similar events.

Group Conscience

While it seems clear that it's simply not realistic or practical for every single NA member to be involved in every single NA service decision, it's not always as clear which decisions the NA groups should participate in, and how we can best continue to hold service bodies accountable to NA groups. We received more input on this IDT than any of the others this cycle. If nothing else, the ideas shared remind us that we are a diverse fellowship when it comes to decision making, delegation, and accountability. A variety of practices were reported by groups, but most of those that responded described an informal process for their business meetings based on consensus. Participation seemed to be generally open to anyone in attendance, although many groups reported that voting is open only to home group members.

We also asked what level of involvement groups wanted in decisions outside of their groups, what types of decisions they should consider, and which they should delegate. The most common response was that groups discuss matters that affect them directly, and delegate everything else to their trusted servants. Most groups also stated that they mostly focus on discussing local service issues rather than regional or global matters. Financial decisions were the most commonly mentioned local topics, while recovery literature and the *Conference Agenda Report* were the wider-focused topics mentioned

most often. Some groups delegate decision making to their group service representatives, especially if the issue doesn't directly affect the group or if the group is unable to reach consensus during its discussions. Other groups want to be involved in all levels of service, while some groups don't participate at their area service committee at all, either because they are unable to find a GSR or because they have no interest in participating. Accordingly, the picture of group involvement is as diverse as it can be.

Ideas for keeping service bodies accountable to groups for decisions that the groups weren't directly involved in making included communication and transparency, financial oversight, participation by GSRs and members, and the importance of providing guidelines and training for the trusted servants we elect. Communication, participation, and clear guidelines were also mentioned when we asked how service bodies could exercise the authority delegated to them.

Supporting Our Vision

The discussion of self-support and funding of NA services is one that seems to be a constant, which may simply continue to be the case for us until the culture of contributions gradually shifts in the Fellowship. This IDT developed from the overlap between two of the IDTs from 2010–2012, Self-Support and A Vision for NA Service.

We received only two pieces of input on this IDT, so an in-depth summary isn't possible. What we did receive mentioned the importance of basic services such as helplines and PR when we asked which aspects of NA service helped us find NA, and the value of member participation and the application of spiritual principles in helping others find NA.



Our Third Tradition

This workshop session was added to the list of IDTs around the middle of the 2012–2014 conference cycle, and was developed in response to concerns about the way we welcome—or fail to welcome—addicts into our meetings. Our Third Tradition simply states, “The only requirement for membership is the desire to stop using.” The most common issues as they relate to this topic are that of drug replacement therapy (DRT) and the question of whether addicts participating in this form of treatment qualify for NA membership. Our literature points out quite clearly that “desire is not a measurable commodity,” and many NA members share that they did not know when they first came to NA whether they wanted to be clean. In the spirit of our Third and Fifth Traditions, our role is simply to provide a message, and beyond that, “The choice of membership rests with the individual.” (Basic Text, Tradition Three)

There has been concern raised by some members that this Issue Discussion Topic is motivated by some desire to appease addiction professionals or to alter one of the basic tenets of our program, total abstinence. Our concern is only for those potential members who may never get the opportunity to decide if they can find a new way of life in NA because they do not feel welcomed in NA. We hope this discussion can help make us all more aware of helping new members find the hope that each of us found in the journey to becoming an NA member—and with it, freedom from active addiction.

The input on this IDT initially focused on the personal shortcomings we experience as NA members that impact our groups’ ability to welcome every addict. The IDT profile was revised during the year in an attempt to encourage a broader range of responses that focus on

the situations or contexts that make practicing the principles more challenging.

Looking Forward

The scheduling challenges at WSC 2014 prevented the planned IDT session from taking place on Friday morning, although we did move ahead with carrying over the Third Tradition topic as reported in the 2014 *Conference Report*. The focus was broadened to include members on all types of medication as well as those on drug replacement therapy, those who are demographically different from the majority of addicts within an NA community, and addicts who are still using or who chronically relapse. The IDT was renamed Welcoming All Members and utilizes the IP approved at the 2014 WSC, *An Introduction to NA Meetings*.

Two more IDTs were added following the Board’s July 2014 meeting that focused on some of the main ideas associated with the motions passed at the Conference related to the Service System Project. These are Group Support and Planning, and they will be discussed further in the next *NAWS Annual Report*.



Our vision is that one day:
Every addict in the
world has the chance to
experience our message
in his or her own language
and culture and find
the opportunity for a
new way of life...

Fellowship Development

The work we do at NA World Services is just one part of our Fellowship-wide efforts to further our primary purpose and bring A Vision for NA Service closer to becoming a reality. NA now speaks 77 languages in more than 63,000 weekly meetings in 132 countries. We are grateful for and encouraged by this success—and dedicated to continuing our efforts to fulfill our vision.

Successful fellowship development is a part of almost everything we do at NAWS, and these efforts require many different elements, including:

- Planning and communication
- Providing the NA message in local languages and cultures
- Consistent public relations services
- Face-to-face Fellowship support

As we describe more fully elsewhere in this report, we continue to provide free and subsidized literature, work with local translation committees, and print materials in different countries so that our literature makes it into the hands of NA members where they live. We also maintain and develop relationships with professional and governmental organizations as part of our PR efforts, and interact directly with the Fellowship through one-on-one communication and face-to-face meetings at events like the World Service Conference and other gatherings of members and trusted servants. All of these efforts are shaped by our role as a strategic board, and by the guidance of a Higher Power.

As it is for many other NA service bodies, money is always a challenge. We prioritize and multitask, while also remembering that FD needs to be consistent and ongoing if lasting change in a community is to result. We strive to use our resources effectively by attending more than one event in a single trip when possible and by combining Fellowship events with PR activities or other opportunities.

This section of the annual report describes some of the travel we do to provide direct support to NA communities. These efforts can range from a large-scale workshop focused on a range of service topics in an established community to helping to create the basic building blocks of recovery and service in an emerging NA community.





NAWS Workshops Around the World

Face-to-Face: Workshopping Together

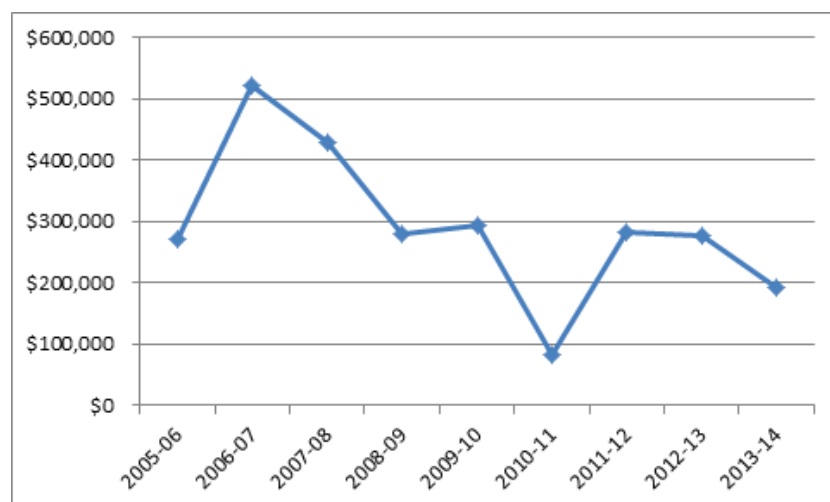
We have embraced the ease of communication through internet vehicles such as webinars, web meetings, and videoconferencing, but little compares to the benefits of personal interaction in a workshop setting. Be it at zonal forum meetings, NA conventions, or NAWS-hosted workshops in NA communities around the world, we are energized and inspired by the dynamic collaboration and challenges of working together to help carry the NA message. Our Vision for NA Service was arguably realized in greater depth this past year as members of the Fellowship gathered to discuss ways and means to improve service delivery and the recovery experience through understanding and practice. We were honored and grateful to be part of a great number of these.

Although it may sound like the same old refrain by now, we continue to grapple with fiscal challenges. It is only through ongoing belt-tightening and conservative fiscal management that we were able to attend events or host as many workshops as we did. We attended a total of 32 face-to-face interactions this fiscal year, with 16 of those being zonal forums. Many of the zonal forums were focused on CAR workshops, while others focused on the Service System Proposals and IDTs. Our practice of com-

binning several events in one trip to minimize travel expenses proved successful again in places like Brazil, Russia, India, and Bangladesh.

Many of our members perceive fellowship development to be assistance with and travel to places outside of North America, but the following log of NAWS' interface shows that much of our FD activity within the last year was within North America. The number of meetings in the US and Canada in 2014 was reported as 28,552 per week—about 45% of the NA meetings worldwide. More than half (about 56%), of our face-to-face interactions were in the US and Canada. More and more we understand fellowship development as an ongoing process, even for NA communities that have been established and providing services for a long time. The following log further reflects NAWS' commitment to supporting fellowship development around the globe in whatever ways we can. These are presented chronologically, beginning in July 2013:

NAWS Workshop Expenses 2004–2014





Zonal Forums & NAWS Workshops

July 2013

- ♦ Russian Zonal Forum – Tumen, Ural, Russia
- ♦ Rocky Mountain Zonal Forum – Casper, Wyoming, USA
- ♦ United Kingdom Convention and UK Regional Service Committee – Birmingham & London, United Kingdom

September 2013

- ♦ European Delegates Meeting and ECCNA – Marbella, Spain
- ♦ Canadian Assembly & Convention – Edmonton, Alberta, Canada
- ♦ Southern California Spanish-Speaking Convention – Orange, California, USA

October 2013

- ♦ Western Service Learning Days – Los Angeles, California, USA

November 2013

- ♦ Latin American Zonal Forum – Santo Domingo, Dominican Republic
- ♦ Brazil Zonal Forum and Brazil National Convention – Buzios, Brazil
- ♦ South African National Regional Convention – Durban, South Africa
- ♦ Linhi Area Convention – Lisbon, Portugal

December 2013

- ♦ Rocky Mountain Zonal Forum – Denver, Colorado, USA
- ♦ Multi-Regional Learning Event – Alfred, Maine, USA

January 2014

- ♦ Plains States Zonal Forum – Rapid City, South Dakota, USA
- ♦ Western States Zonal Forum – Palm Springs, California, USA
- ♦ North East Zonal Forum – Buffalo, New York, USA
- ♦ Midwest Zonal Forum – Kalamazoo, Michigan, USA
- ♦ Autonomy Zonal Forum – Richmond, Virginia, USA
- ♦ Southern Zonal Forum – Houston, Texas, USA
- ♦ New Delhi Area Convention, Dhaka Area Convention, & Bengali LTC Summit – New Delhi, India & Kuakata, Bangladesh
- ♦ Brazil Region – Vitoria/Espirito Santo, Brazil



February 2014

- ♦ South Eastern Zonal Forum – Atlanta, Georgia, USA
- ♦ European Delegates Meeting – Porto, Portugal
- ♦ Asia Pacific Forum and Philippines Convention – Cebu Island, Cebu City, Philippines
- ♦ Mid-Atlantic Regional Learning Conference – Lancaster, Pennsylvania, USA
- ♦ Southern California Regional Assembly Workshop – Covina, California, USA

March 2014

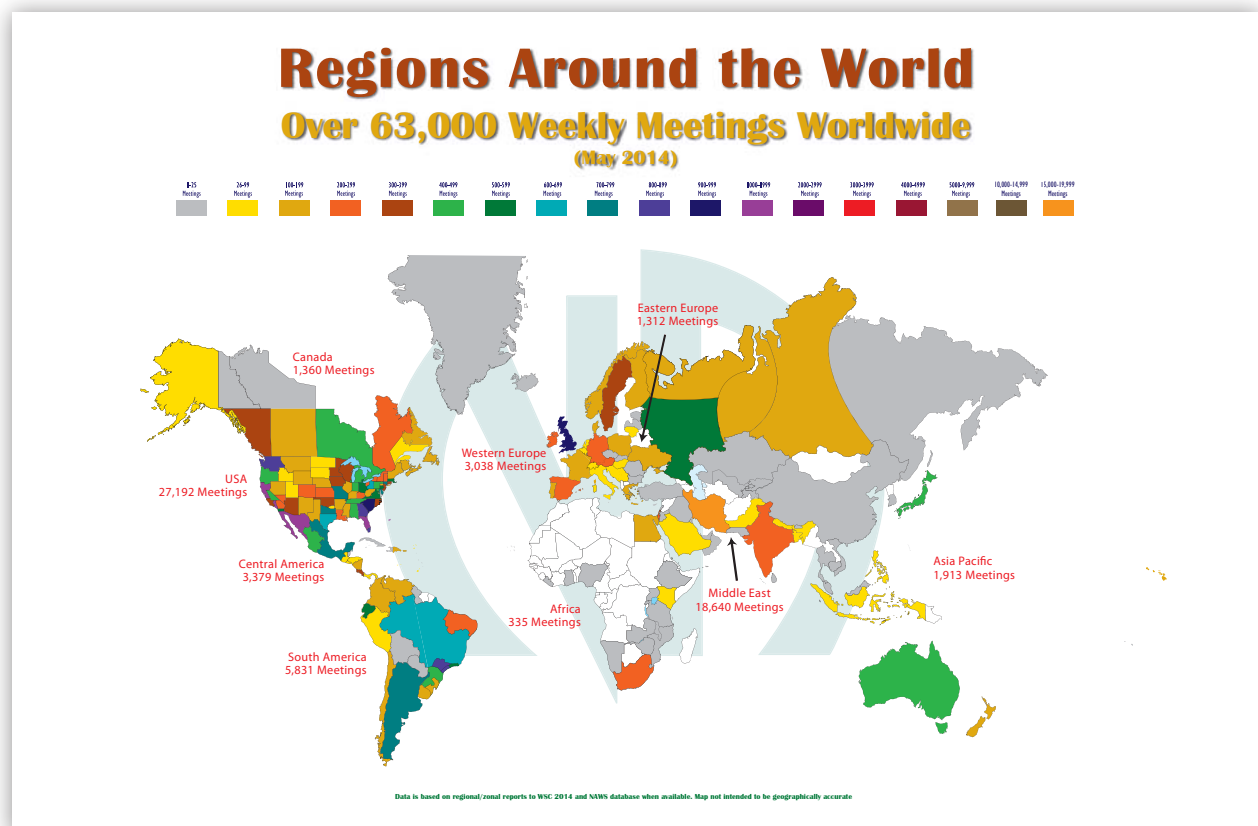
- ♦ Northern New Jersey CAR/CAT Workshop – Northern New Jersey, USA
- ♦ Central California Regional Assembly – Posey, California, USA
- ♦ Norway Regional Service Conference – Oslo, Norway

April 2014

- ♦ Brazil Sul Region – Florianopolis, Brazil

May 2014

- ♦ Chesapeake & Potomac/Freestate Regions PR Learning Day – Laurel, Maryland, USA
- ♦ East Africa Convention – Dar es Salaam, Tanzania





One of the major FD focuses in recent years is Africa. Until quite recently, addicts in Africa had few to no choices for recovery in their villages, towns, and cities. NA meetings would start in countries throughout this vast continent and struggle for some time and often stop meeting. We had had discussions for years about how to better help and support development throughout Africa. At the same time that the First East African Convention was being planned for May 2013, we were contacted by members from South Africa and Kenya asking how they could better support NA in Africa and how NAWS could help. As a result of that communication, NAWS coordinated a gathering of eleven African NA communities immediately before the East African convention. Those communities included South Africa, Kenya, Uganda, Lesotho, Zimbabwe, Namibia, Tanzania, Zanzibar, Ghana, Nigeria, and Ethiopia. This opportunity for emerging, developing, and established NA communities to share their challenges and experience was one of the first steps toward real hope for NA growth and development on this continent.

South Africa has an amazing history of supporting not only its own community, but also emerging NA communities throughout Africa. But it is more than any one region can do alone, and we were honored to play a role in helping this to happen. At this gathering, the communities decided, by consensus, to create the African Zone. At the time of this printing, this zone has met face-to-face for a second time and meets by Skype each month. The difference from then to now is starkly amazing and shows the type of miraculous synergy that can happen in NA. At the first meeting, only two representatives had ever experienced NA outside of their local NA community and country. The delegate from Uganda probably said it best recently:

Access to the world service was just a myth to us; we barely had any literature to run a meeting. We run meetings in a trial-and-error format, hardly knowing what to do. When I attended the first workshop I did not know what was expected of me as a regional delegate, what zonal forum and service structure was. I was just an addict who wanted to stay clean. Right now I can proudly say I was part of history being made when we set the vision and mission for the AZF.

The region that had almost no meetings and literature now has access to literature and stable meetings in two different cities, Kampala and Jinja. Our network extends not only to our neighboring regions but to the entire continent and to the world service. Because of the AZF there is hope for the still-suffering addict in Uganda, and I can foresee the vision becoming a reality.

It was obvious at the second gathering of the African Zone that something deep and significant had changed between the two gatherings. Belonging to something bigger than ourselves and knowing that we are truly “a part of” inspires most members in ways that little else can. The change was evident to all who were present. During that second gathering, a mission and vision statement was created for the zone by the communities present. It states:



Afri-can Zonal Mission, Vision, and Purpose

Our vision is that all addicts in Africa have the opportunity to experience the NA message of recovery in their own language and culture.

Our mission is that the Afri-can Zonal Forum is a service body created by the NA regions in Africa to provide a forum for African regions to communicate and cooperate with one another through:

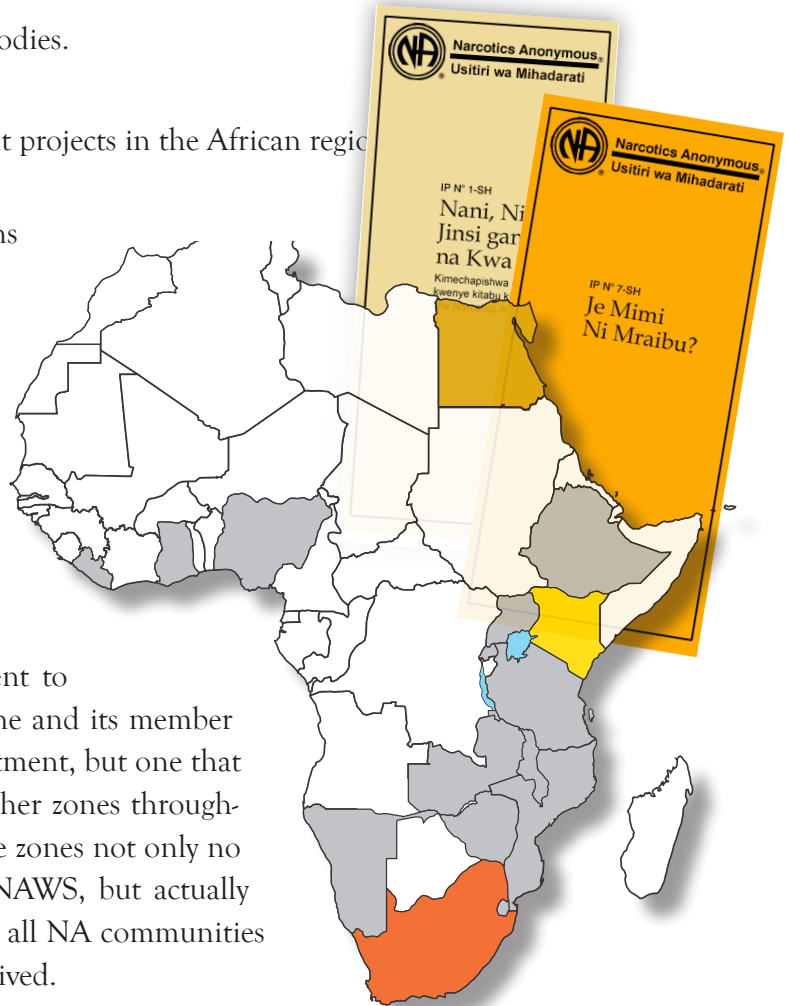
- Sharing experiences and resources;
- Enhancing and encouraging unity and mutual support so that the regions can nurture and sustain the growth of NA in Africa; and
- Collaborating with other NA service bodies.

Our purpose is:

- To support NA fellowship development projects in the African region
- To encourage and maintain effective communication among member regions
- To enhance connectivity and promote the shared sense of responsibility to those that we serve.

The zone continues to build upon, plans to work together to support and grow NA on the continent. In so many real and vital ways, there is a brightening hope for addicts in more and more parts of the African continent.

We at NAWS have made a commitment to continue to support the efforts of this zone and its member communities. This is an expensive commitment, but one that we have made repeatedly in the past to other zones throughout the world to great effect. Most of those zones not only no longer require financial assistance from NAWS, but actually contribute to NAWS and to ensuring that all NA communities have the same opportunities that they received.





What's Next?

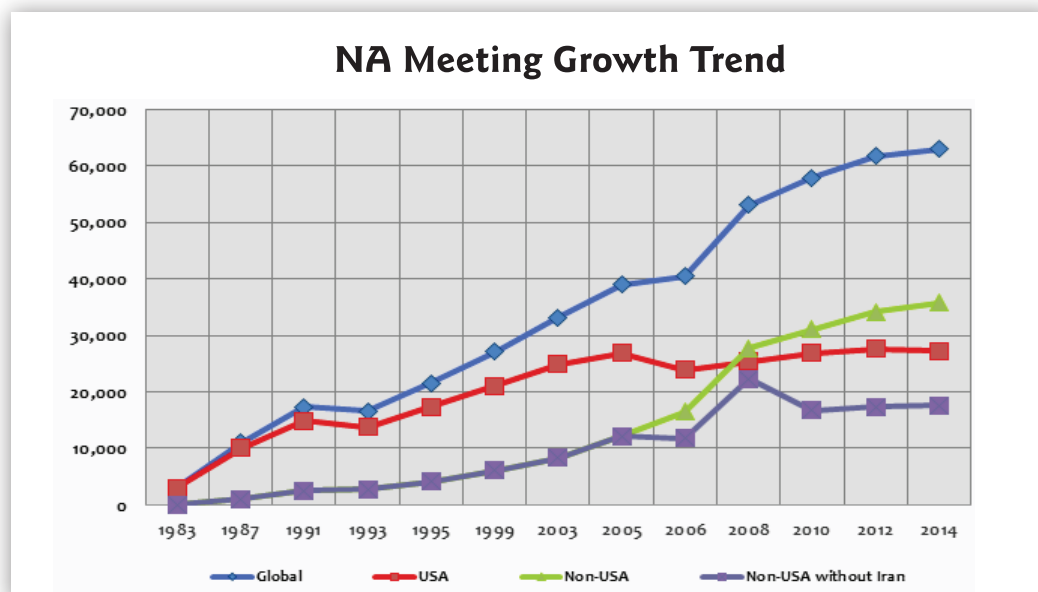
The NAWS Strategic Plan consistently contains a number of objectives that directly affect our ongoing fellowship development efforts. A few of these from the 2014–2016 conference cycle include:


- Transition from a service “structure” to a service “system” that is driven by unity in fulfilling our primary purpose and that is flexible in meeting the diverse service needs and goals of NA communities. (Objective J)
- Revise current literature distribution policy to create a balanced, easily understood, and cost-effective worldwide literature distribution system. (Objective K)
- Provide resources in a timely manner to help groups address practical issues of concern. (Objective P)
- Foster a stronger sense of responsibility among members and groups for supporting development of NA as part of a worldwide Fellowship. (Objective Q)

In our ongoing commitment to provide resources wherever possible and to work toward these objectives, we will continue to support

- the FD efforts of the Russian-speaking NA community by attending their zonal meetings and producing literature within Russia;
- the Afri-can Zonal Forum to help nurture the emerging communities across Africa;
- the FD efforts in the Middle East to support each other outside of a typical zonal setting; and
- service events across the United States and in other countries for both emerging and developed NA communities.

Fellowship development is a constant, Fellowship-wide responsibility. A simple, one-time effort may help to broaden the reach of a well-established NA community or may be the catalyst for growth of a new or emerging NA community. In every case, our goal is to more broadly carry the NA message and to further our progress toward fulfilling our vision.





Public Relations Statement

Why Public Relations Is Important to the NA Member

The Narcotics Anonymous message is “that an addict, any addict, can stop using drugs, lose the desire to use, and find a new way to live.” Our relations with the public enable us to share this message broadly so that those who might benefit from our program of recovery can find us. We perform public relations service to increase the awareness and credibility of the NA program. We share our message openly with the public at large, with prospective members, and with professionals. Maintaining an open, attractive attitude in these efforts helps us to create and improve relationships with those outside the fellowship. Establishing and maintaining a commitment to these relationships can help us to further our primary purpose.

The spiritual principles of our steps, traditions, and concepts guide us in pursuing our public relations aims and our efforts to enhance NA's public image and reputation. These principles apply to our community and service efforts as well as to the personal behavior and attitude of individual NA members.

Informing Professionals and the Public

Narcotics Anonymous is a global, community-based organization with a multilingual and multicultural membership. NA was founded in 1953, and our membership growth was minimal during our initial 20 years as an organization. Since the publication of our Basic Text in 1983, the number of members and meetings has increased dramatically. Today*, NA members hold more than 63,000 meetings weekly in 132 countries. We offer recovery from the effects of addiction through working a twelve-step program, including regular attendance at group meetings. The group atmosphere provides help from peers and offers an ongoing support network for addicts who wish to pursue and maintain a drug-free lifestyle.

Our name, Narcotics Anonymous, is not meant to imply a focus on any particular drug; NA's approach makes no distinction between drugs, including alcohol. Membership is free, and we have no affiliation with any organizations outside of NA including governments, religions, law enforcement groups, or medical and psychiatric associations.

Through all of our service efforts and our cooperation with others seeking to help addicts, we strive to reach a day when every addict in the world has an opportunity to experience our message of recovery in his or her own language and culture.

*As of May 2014.

Public Relations

Effective public relations is a vital aspect of our efforts to realize the part of our Fellowship's vision that "NA is seen as a viable program of recovery." When NA is perceived as an accessible, stable, and effective recovery option, there are more opportunities for addicts seeking recovery to find NA and hear our message.

The work of the NAWS Public Relations Team encompasses all facets of the public relations function. Day-to-day activities entail responding to emails and telephone requests about hospitals and institution issues, drug court questions and concerns, and PR committee requests and inquiries. The team facilitates quarterly web meetings with worldwide H&I, PR, and inmate step-writing committees. The *Reaching Out* Workgroup also meets via web meeting each quarter to assist in creating this newsletter for addicts who are incarcerated or of H&I service.

At NA Fellowship events and learning days such as Western States Learning Days, Florida Service Symposium, Multi-Zonal Service Symposium, zonal forums, conventions, etc., the PR team may participate on behalf of NAWS in workshops focused on H&I- and PR-related topics, community PR presentations, and PR roundtables.

The PR Team also coordinates media relations, serving as a resource for journalists who contact NAWS and for television and movie studios that have NA scenes in episodic or feature movie productions. Additionally, we work with various media outlets in conjunction with the World Convention of NA to provide information about the convention and NA.

The World Convention itself includes a PR strategy that includes NAWS-hosted panels that bring together professionals and NA members. The PR Team coordinates sign-up for institutions to participate on the NA World Unity Day call that takes place as part of the closing meeting on the Sunday of the convention. WCNA is also the event at which NAWS distributes the Membership Survey. The form is distributed at the Friday evening main meeting, and is also made available online. Once the surveys are completed, the PR Team works with a contracted statistician who tabulates survey results to create an updated Membership Survey.





The PR Team contributes to the World Board's strategic planning process by reviewing external trends in medicine, addiction treatment, and criminal justice, including drug courts and government attitudes toward addiction and recovery. This information is forwarded to the Board for inclusion in their planning process. In essence, these external trends help shape NAWS' PR approaches and actions in each conference cycle. Based on the strategic plan, there may be approaches that require creating and/or updating literature, including pieces that may be used in PR service. *In Times of Illness* was one such WSC-approved project plan in which the PR Team worked with the Board workgroup to revise this booklet for Fellowship approval.

National and international professional conferences offer NAWS opportunities to share information and NA literature samples with professionals who help addicts seeking recovery. Participating in professional events also helps us create mutually beneficial relationships with attendees and add to our network of "friends of NA," nonaddict professionals who see the benefit of NA for their clients and patients. Additionally, the PR Team helps to orchestrate professional roundtable discussions to help professionals gain a better understanding of NA and to inform NAWS about their perceptions of NA. Some of these PR efforts of the past year are outlined below.

- American Society of Addiction Medicine's yearly conference is attended by many addiction physicians and professionals. With a trend in the US toward medication to treat addiction, a group of these physicians formed a subset, "Like-Minded Docs," whose aim is to educate their peers about the benefits of twelve-step recovery.
- The National Association of Drug Court Professionals' yearly conference is attended by NAWS to inform and educate judges and drug court professionals about NA.
- The International Association of Addiction Medicine held its 2014 conference in Japan, which helped introduce NA to Vietnamese physicians and to addiction social workers from China and Hong Kong. It also allowed NAWS to strengthen its relationship with the World Health Organization.
- The World Federation of Therapeutic Communities held a conference in Bali, Indonesia, and NAWS had several meetings with the general who oversees the country. His aim was to implement NA recovery meetings in 108 government-run aftercare programs. The Indonesian NA community is now growing and attracting new members.
- The African Zone is a newly emerging zonal forum on the African continent. Uganda and Nigeria are two countries that are trying to grow their NA communities through PR efforts, and NAWS has provided support and assistance to their efforts.

Public relations activity is focused on developing and maintaining mutually beneficial relationships. Through these actions, goals can be realized. Sometimes it takes a while, so regular follow-up and continual action are essential parts of our PR efforts. In the upcoming year, NAWS is looking forward to:

- Meeting with government officials in Hanoi, Vietnam, in November 2015;
- Providing an informational session about the program of NA and recovery at the Addiction Social Worker Conference in China;



- Implementing the Unity Day call at WCNA 36 in Rio de Janeiro, Brazil and supporting the WCNA professional panel, whose guests include Brazilian federal physicians;
- Working with zonal trusted servants in Brazil to create a PR strategy for the zone;
- Attending the International Federation of Non-Governmental Organizations in Malaysia;
- Continuing dialogue with the United States Office of National Drug Control Policy; and
- Interfacing with the European Delegates Meeting Workgroup focused on PR/PI efforts to present information about NA at the European Union.



Every NA member,
inspired by the gift of
recovery, experiences
spiritual growth and
fulfillment through service.

Essential Ongoing Services

Just as fellowship development happens in the course of most of NAWS' efforts, direct services to the Fellowship are provided by every team at NAWS every day. While much of our Conference-related work is cyclical in nature, revolving around the timeline of our biennial World Service Conference, a great deal of our work at NA World Services is steady and ongoing. These services exist to meet some of the essential needs of our Fellowship on a routine basis.

Fellowship Services

Often, the most direct interaction between members around the world and NA World Services happens through the Fellowship Services Team. Whether it's a letter from an inmate, a member starting a new group, someone in need of a Basic Text, or any of the many other inquiries, typically the FS Team is the first point of contact at the WSO. The statistics below illustrate just a few of the services this team provides the Fellowship.

As we moved through the 2014 fiscal year, the big news was that we saw a 39% increase in group registrations and updates over last year. This is a substantial number and can be attributed in part to increased use of the mobile meeting finder app and new meeting technology being used by many NA communities around the world. The mobile app places meeting information directly in the hands of members and allows for updates to be easily sent to us. The new technology allows local service committees to seamlessly

	FY 2012	FY 2013	FY 2014
Group registrations and updates	6024	5020	7001
Inquiries from inmates (each receives an info pack with NA lit)	5410	5119	5806
Free NA books (to inmates and other members)	782	609	981
Free Institutional Group Starter Kits sent to inmates	74	53	49
Free Group Starter Kits sent to members	410	429	454
WSO tours	367	287	343



share data with NAWs. Both of these together have resulted in our database being more accurate than ever. Thanks to all of you for your efforts to update our NA meeting information.

Generally, we receive 100–150 letters each week from inmates via postal mail. This past year we saw our first H&I *email* correspondence from incarcerated addicts. We expect to see this stream of contact increase as we move forward, given the variables around sending and receiving postal mail at many institutions. This email correspondence does not provide us the opportunity to send electronic NA literature and, so far, doesn't allow us to provide links to material at www.na.org, but we will continue to look for ways to use this opportunity to provide incarcerated addicts with information about NA.

Part of our support to addicts in prison who are interested in starting a meeting behind the walls is to provide them with an Institutional Group Starter Kit. Included in the kit are 20 copies each of selected IPs, the *Reaching Out* newsletter, and our booklets *Behind the Walls*, *An Introduction to NA*, and the White Booklet. We also provide the group a copy of the *Institutional Group Guide*, and one each of our books, the Basic Text, *Just for Today*, *It Works: How and Why*, and *Living Clean: The Journey Continues* as reference resources for the group. (Inmates can write to us directly to receive their own copies of these books.) As these materials are depleted, the group can contact us for more. We are grateful for the opportunity to support these institutional NA groups.

Something that is not reflected in our statistics is inquiries from nonaddicts about starting NA meetings. Specifically, we continue to notice increasing numbers of contacts from organizations like churches and treatment centers offering meeting space or inquiring about getting meetings started in their facilities. With meeting space becoming harder and harder to find in many communities, these inquiries can be a great opportunity. We generally direct those queries to local trusted servants for follow-up. Our thanks to all of the trusted servants who are involved with this. The trend seems to indicate the increasing recognition and respect of NA as a viable option for recovery.

As resources at www.na.org continue to increase, many members find answers to their questions without needing to contact us. Already available online are NA handbooks, service pamphlets, bulletins, recovery literature, an area containing locally developed resources, and many other resources meant to provide members with useful information. There are ways for new and existing groups and committees to register or update their information online, or for members to manage their subscriptions to reports and periodicals. The locally developed resources area also gives members the chance to share their tools and solutions with one another. We encourage areas and regions to send their local resources (training and orientation materials, minutes, guidelines, etc.) to Fellowship Services so that they may be made available to other service committees. These can be mailed to us or emailed to fsmail@na.org.

**Sign up for electronic
subscriptions:**

www.na.org/subscribe



Fellowship Publications

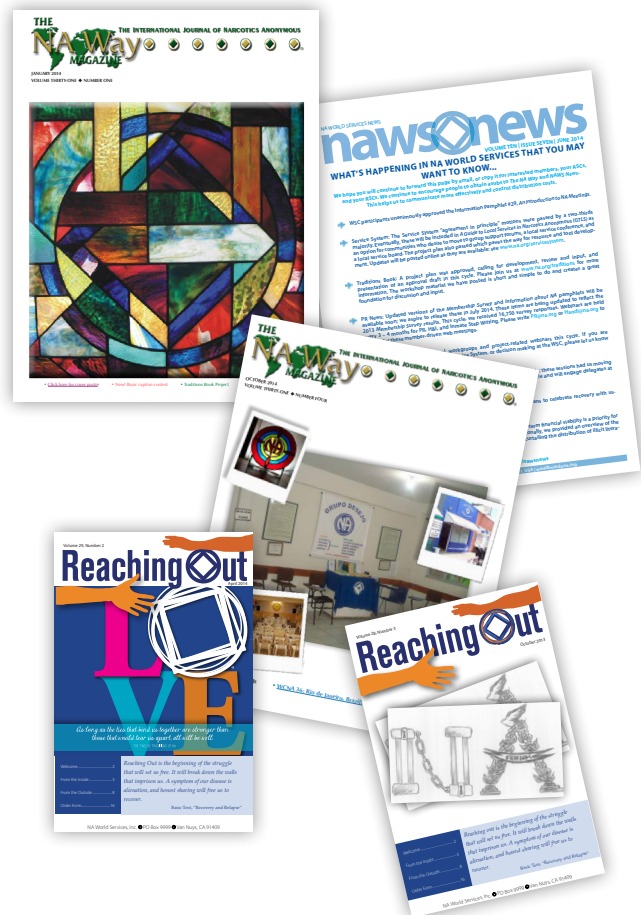
We encourage members to subscribe electronically to our publications, which saves printing and distribution costs, allowing us to utilize those funds to support the Fellowship in other ways.

NAWS News is our quarterly publication that provides members with a snapshot of NAWS activity based on discussions and decisions of each World Board meeting. To increase the effectiveness of *NAWS News* as a communication tool we provide a one-page list highlighting the main points in the issue. That single-page overview can be easily distributed among service bodies and interested members. We have also added a NAWS Update email that we send to the addresses in our database on a monthly basis, providing basic information about current NAWS activity to help keep members informed. This has been quite successful.

Reaching Out, published quarterly, is a newsletter of personal recovery experience to help incarcerated addicts connect to the NA program and to enhance H&I efforts. *Reaching Out* has been a resource for NA members since 1986. Single-copy subscriptions are available at no charge to members who will be incarcerated or institutionalized for six months or more, and free multiple-copy subscriptions are provided to each area service committee for their H&I efforts. A paid, multiple-copy subscription is available, as is a free e-subscription. We are grateful that the Latin American Zonal Forum Local Translation Committee translates this newsletter and that the Brazil NA Community also offers translation.

The NA Way Magazine is NA's quarterly journal of recovery and service information, recovery-related entertainment, and current

issues and events. We continue to utilize *The NA Way Magazine* to update the Fellowship on projects and concerns, and to provide information regarding NAWS events and new products and literature. The magazine is published in English, Farsi, French, German, Portuguese, Russian, and Spanish. Since 2010, the Japan Region has supported local translations efforts to publish the magazine in Japanese. We saw significant increases in submissions from NA members this year, receiving 132 submissions from 27 countries (compared to 76 submissions from 12 countries the previous year). We continue to encourage members to opt for e-subs if they are able to do so. The electronic version of the magazine includes enhancements that are not available in the print version like additional articles, live links, and related material.





Reports

A *Guide to World Services in NA* describes the World Service Conference as “the one time and place where all of our World Services come together. ... Every two years, regional delegates, the members of the World Board, and the executive director of the World Service Office meet to discuss questions of significance to the Fellowship of Narcotics Anonymous as a whole.” To accomplish its work, the WSC requires a substantial amount of necessary preparatory materials. To that end, the **Conference Agenda Report** (CAR) is published and distributed (in English) a minimum of 150 days prior to the WSC. Translated versions follow and are sent out a minimum of 120 days prior to the WSC. The CAR presents information and motions on issues that will be discussed at the conference. The CAR helps regional delegates to share this information with members in their NA communities and to prepare for the conference.

The **Conference Approval Track** (CAT) contains a variety of materials to be considered at the upcoming World Service Conference that were not included in the *Conference Agenda Report*. This approval track was created in response to input from members and groups regarding the types of issues they were being asked to review in the CAR. While each region is free to determine how CAT items will be discussed locally, the original idea that created the CAT states, “This frees up our members and groups to devote their attention to holding meetings and carrying the message of recovery, without having to ratify every decision made on their behalf at every level of service.” Items that typically are included in the CAT include the proposed NAWS budget and project plans for the upcoming cycle, seating requests, and recommendations from the World Board, as well as other service- or WSC-related material.

As the Conference draws nearer, the **Conference Report** is published. It includes status reports on conference projects, proposals for new work, a list of nominees for conference positions (World Board, cofacilitators, and Human Resource Panel), details about the Conference schedule, and regional reports submitted by the regional delegates. Other material such as zonal forum reports or articles submitted by delegates may also be included. The Conference Report informs NAWS and NA regions of successes and challenges throughout the Fellowship. These reports are mailed to each voting conference participant, each regional delegate alternate, and the mailing address of each region. Both the *Conference Agenda Report* and the *Conference Report* are also published online at www.na.org/conference.



Translations

Recovery literature is identified in our strategic plan as a key component of our efforts to achieve our vision that “every addict in the world has a chance to experience our message in his or her own language and culture.” Many of the places where NA is growing most quickly or is in the greatest demand also happen to be NA communities for which we have little or no translated literature, so we constantly work to develop and distribute a diverse range of literature for all addicts seeking recovery.

There is much more to creating literature that reflects local language and culture than simply translating words. We must capture the NA message and its subtleties, and this is one of the ways that assisting in these endeavors can be so complex. Some local translation committee challenges are included in this report to give you a glimpse into this important service.

As previously reported, expenses for translators and proofreaders continue to increase due to rising contractor rates. We also have greater expenses simply because we are working on an increasing number of projects in additional languages. However, in-house printing of many translated IPs, booklets, and softcover books now helps us to conserve some funds because we can publish items faster and print small quantities on demand for smaller language communities.

Active Book- Length Projects	New	Revisions/ new editions	2014-15
Basic Text	9	3	12
<i>Sponsorship</i>	1	0	1
<i>It Works</i>	2	1	3
<i>Step Working Guides</i>	4	1	5
<i>JFT</i>	3	1	4
<i>Living Clean</i>	5	0	5
Total	24	6	30

The work of the NAWS Translations Team is divided among particular language groups, but staff efforts also overlap to ensure mutual support for all language groups. In this spirit, despite ongoing financial challenges, we are making progress, catching up, and even providing support again to reenergize some faltering local translations efforts.



News from the Baltics and the Balkans

Estonian

Ten years after the Finns told us about their FD efforts in Tallinn, Estonia, we received some exiting news from Estonia! We were informed by members in Estonia that an LTC had formed, and that they had “finally finished translating” the Basic Text. We all agreed to take a step back to adhere to our guidelines that outline a particular order for approaching translations. So, we have been working with the LTC to finalize both the Glossary and IP #1, which are near completion. We will encourage them to work on some of the IPs in the short term, and then we’ll move on to their Basic Text draft. The LTC chairperson confirmed the existence of at least seven active groups in Estonia at present, and requested a copy of *The NA Step Working Guides* so they can focus on that for their next translation.

Serbian

After little to no contact for a year, communication was renewed in 2014, when the Serbian LTC chairperson sent us an email. She had just returned from the European Delegates Meeting and the European Convention and Conference of NA, and the LTC was excited to move forward with translation of IP #1. The Serbians felt that previous draft translations of their literature had been poorly done, so they started over “from scratch.” They asked if we could print two versions of all Serbian literature, one using the Cyrillic alphabet and the other using the Latin, since both alphabets are used in Serbia. We suggested as an alternative that Serbian literature could be printed in Cyrillic, and if a

group wanted items written in Latin, they could use Croatian literature. (The languages are very similar.) The LTC chairperson gently explained that although they had been using Croatian literature, it is essential for NA in Serbia to have literature in *their* language so everybody can use it without fear of misunderstanding or alienation. The LTC also expressed the Serbians’ great desire to have their “language (at last) listed on na.org as one of the NA languages.” The Glossary has just been finalized, and we are expecting a final version of IP#1 very soon.

Lost in Translation...

This is an abbreviated letter from a non-English member with many years of LTC experience, who gives the following input on how we can make it easier to translate our message. In pieces like personal stories, it can be essential for the cultural context and flavor of the story to use community-specific phrases and words. In translations, we find ourselves using footnotes quite liberally, yet plays on words, slang, and humor may not translate and often get lost in translation.

Responding to your request for input regarding future translations of the book.

Keep track of the origin of the quotation (if it comes from a man or from a woman): In English, “addict,” “member,” etc., as well as all the adjectives, are perfectly suitable both for men or women. But for a translator, except in sentences with he, she, his, her, etc., it’s impossible to know the gender. In Romance languages (Spanish, French, Portuguese, etc.), gender-specific references are a must.

Avoid plays on words or references too specific to the English etymology or structure of the words: The prefix dis- (meaning “opposite of,” “contrary of,” “absence of”) along with the word ease forms



disease. In English the idea is perfectly clear, but it is absolutely untranslatable, because the root of disease in Spanish, for instance, has nothing to do with ease or lack of ease, but with in-firmitas, that is, lack of strength. So, 50 percent of the idea in English gets lost in translation.

Swahili, Zulu, Amharic: Making Headway in Africa

We are excited about new developments carrying our message in emerging language communities in East Africa. Since several IPs have been published in Swahili, members in Kenya, Tanzania, Zanzibar, and Uganda are eager to get the Basic Text in their language. We are presently testing professional translators and the Basic Text project is about to be launched. Translations are done in standard written Swahili that is commonly understood by all Swahili readers, even though there are regional variations in spoken Swahili.

Also exciting is the formation of a Zulu LTC with Zulu members in the Western Cape Area of South Africa, as well as an Amharic LTC with native speakers in Israel and Ethiopia. We are directing our best support to the new language communities and their efforts by way of regular internet video calls. Both LTCs are working on the glossary and IP #1, and we are lining up evaluators and proofreaders.

**Active language
groups: 45**

New active languages:
Amharic, Estonian,
Serbian, Zulu

Translations Overview*

Languages spoken in NA: 78

IP #1 published and drafts: 68

Basic Text published and drafts: 35

Basic Text published: 24

Current Activity

Reported projects: 501

Active projects: 409

Book-length projects: 30

Basic Text, Sixth Edition:

- Danish, Finnish, French, German, Bahasa Melayu, Portuguese

Basic Text, Fifth Edition:

- Filipino, Icelandic, Indonesian, Latvian, Nepalese, Slovak, Swahili, Thai

Books Coming Soon

Basic Text, Sixth Edition

Portuguese (Brazil)

Living Clean

Norwegian

Basic Text, Fifth Edition

Icelandic, Thai

Just for Today

Lithuanian

*status as of March 2015 (includes English)

My faith in Narcotics Anonymous was refreshed by the hard work and dedication of our work together for the evolution of NA. For me it was a spiritual awakening to realize that in spite of our differences, our common purpose is the same, and is what actually binds us together.

Basic Text, "NA Is a Road Map"

Information Technology

Although IT is a term that means different things to different people, when we write about information technology we mean any technology that can assist our staff to fulfill our mission and help fulfill the NAWS Vision Statement. This can range from services like our various websites to our ever-growing database, and can include physical and virtual servers and equipment of various types. In short, IT involves technology designed to help our efforts to serve the needs of our members and those interested in who we are and what we do as a Fellowship.

One of the factors that helps us determine the technology we embrace is the digital divide that exists within our Fellowship and the public at large. While many of us may wish to take advantage of the most cutting-edge technology, we are mindful that not all of us are at those levels. Additionally, we need to ensure that we get “the most bang for the buck,” and that often means moving a bit more slowly to adopt new technology. This past year has been a busy one for IT and has included many challenges and successes, some of which are listed here.

Challenges

- We are in the midst of a massive upgrade of our accounting software, including our online literature sales area. We hope to launch this upgrade by the end of 2015.
- We have undertaken a campaign to virtualize our server infrastructure to become more efficient and conserve energy.

Successes

- Our website is busy, viewed by over 25,000 visitors per day.
- The web-based meeting search delivers over 200,000 meeting and contact searches per month.
- Our mobile meeting search app has been installed over 90,000 times since its launch in iOS and Android formats.
- We send out over 98,000 emails each night to fulfill JFT subscriptions.



- We have published most of our books in digital versions in English, and we are beginning to work on these versions in some of the other languages.

We are constantly evaluating technological advances and how we can utilize them to do more with less. Unfortunately, not only is technology advancing, but so is the frequency of security concerns that threaten the safety of our ability to meet the needs of those we serve. Security continues to be one of the major tasks we focus on as we strive to keep information secure without hampering productivity.

Looking Ahead

As the demand for information increases month after month, year after year, in its attempts to do more and more our IT staff continues to try to “bend the space-time continuum.” At times we seem to succeed at this; other times, however, we face the usual constraints of time, personnel, and financial resources. Whatever the challenges, we do see the positive results of our continued efforts to support NAWS and help carry the NA message.




Production and Distribution

Our production and distribution operations are much more complex than simply the numbers of items that move through our warehouse and shipping centers. The numbers that describe this aspect of NAWS' work can't convey the impact of getting literature into the hands of NA members—and our whole team plays a critical role in every step of this process. Through these efforts, we ensure that our literature and products are available to home groups around the world, and to trusted servants conducting H&I panels or stocking literature racks in community clinics. And with that, the NA message makes it into the hands of addicts seeking recovery.

But before NA recovery material leaves our buildings, our production staff works with an extended team of other NAWS staff, translators, editors and proofreaders, designers, printers, electronic literature developers/distributors, and a variety of other vendors. With the addition of equipment to print softcover books in-house, we added yet another aspect of production to handle smaller-quantity orders. And serving our members “where they live” means we also play a key role in designing and producing electronic literature and mobile applications. Our careful and creative efforts are always focused on producing attractive, quality literature and other recovery- and service-oriented products to help our members carry the NA message.

The process of getting those materials into our customers' hands begins with their orders placed by phone, fax, or post, or through online literature sales (our “shopping cart”). Whether an order is processed through our US, European, or Canadian centers, and whether it is placed by a large regional service office, ASC, or an individual member, our customer service and shipping staff do their best to quickly fulfill each order.

In addition to the work we do to create, maintain, and distribute our inventory, this team also produces NAWS periodicals and plays a crucial role in the execution of the World Convention and the World Service Conference, including





the design and production of programs and other printed reports and materials, merchandise, artwork, displays, etc. There's never a dull moment for the Production and Distribution Team, and this past year has been no different.

During this fiscal year, we . . .

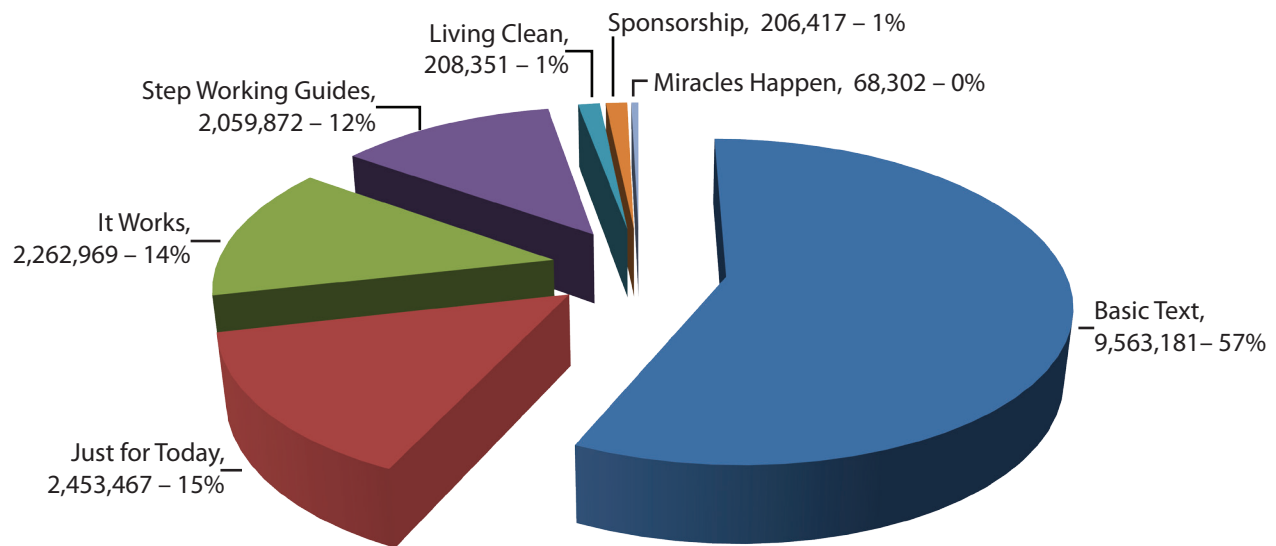
- Produced in-house about 20,000 book-length pieces, 82,000 booklets, 24,000 handbooks and reports, and more than 450,000 IPs and small booklets.
- Created more than 900 new literature pieces (excluding revisions).
- Fulfilled more than 22,000 orders, averaging about 1,850 per month. Although we shipped fewer orders in comparison to last year (26,000 orders), we have distributed more literature, as shown in the charts below.

Books

In recent years, we have seen a continuing decline in distribution of many inventory items; however, this year we had a slight increase throughout our products. The charts and graphs in the following pages provide detail about where distribution is falling, remaining steady, or growing.

1983–2014 Book Distribution

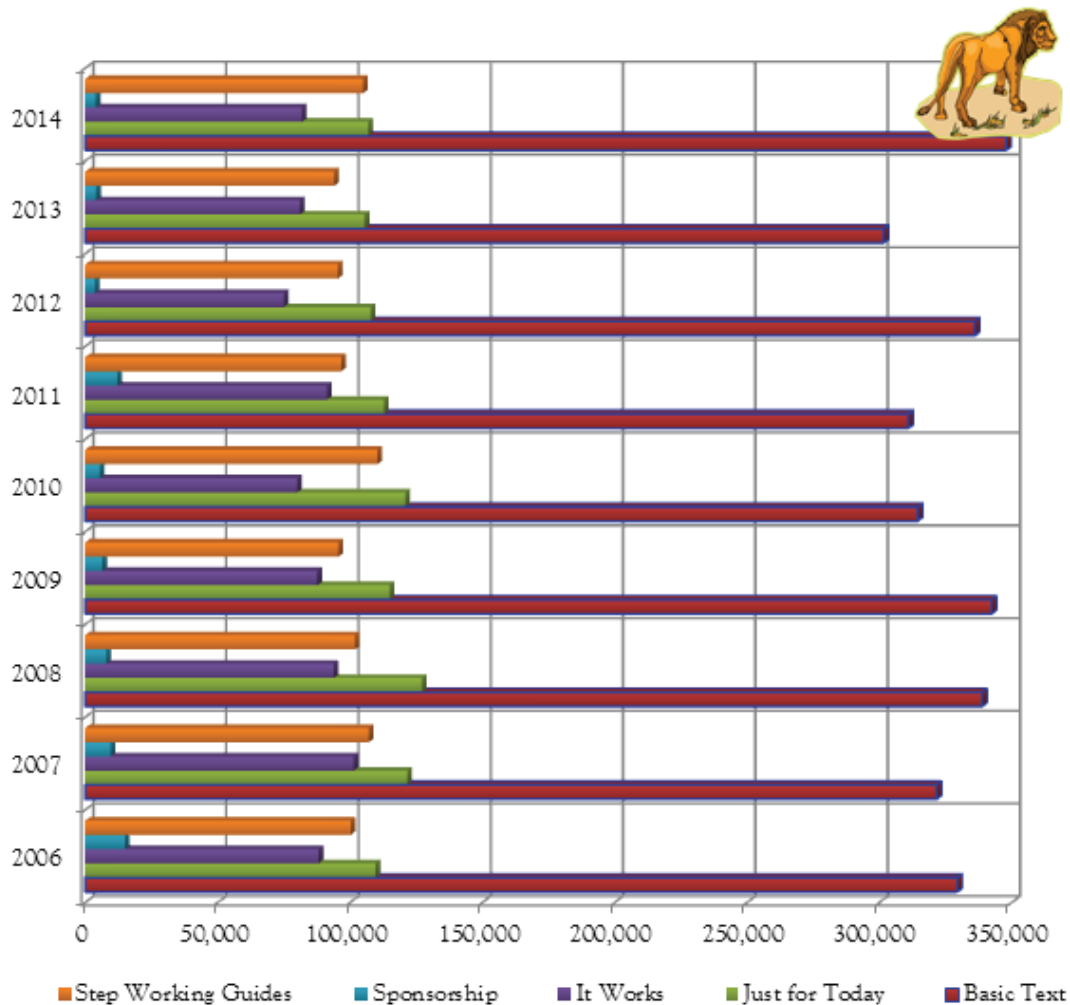
This chart shows all-time distribution comparison of our book titles.





As shown in the graph below, the Basic Text remains the “lion’s share” of our book distribution, this year surpassing 9.5 million copies distributed since its initial publication in 1983. Total distribution of all book titles is almost 16.8 million.

Books Distributed 2006–2014

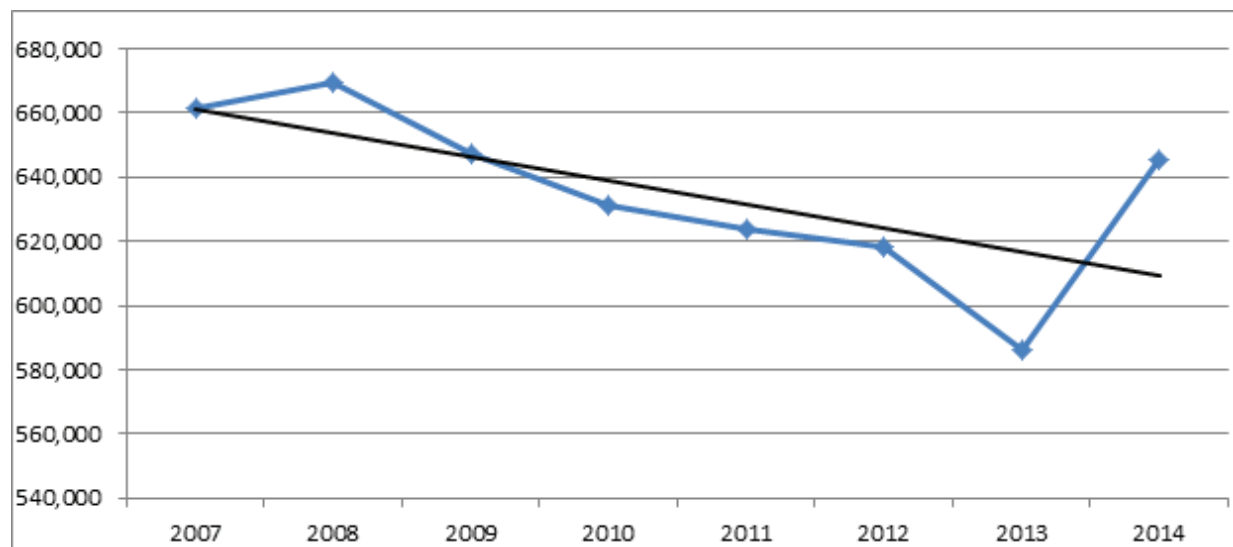


During the 2013 fiscal year, the World Board focused on the sustainability of NA World Services. A 10% across-the-board literature price increase was implemented on 1 January 2014. The price increase for the Basic Text, however, was set at only 5%.



The chart below shows book distribution trends for the past several years. Although this shows a steady decline through 2013, and slight growth in 2014, the trend for services, which we pay for primarily through literature sales, is ever increasing. The growing needs are clearly highlighted throughout this report, but particularly in areas like free and subsidized literature and translations of recovery material. Each of these has at least doubled since 2000.

2006–2014 Book Distribution with Trend



The increase in 2007–2008 is attributable to publication of the new Sixth Edition Basic Text. *Living Clean* is not included in this assessment since it was added in late 2013, but we had distributed more than 208,000 copies of it in English by the end of June 2014. Commemorative editions are also not included on this chart. Commemorative editions create slight changes in these trend lines, but do not change the overall trend.

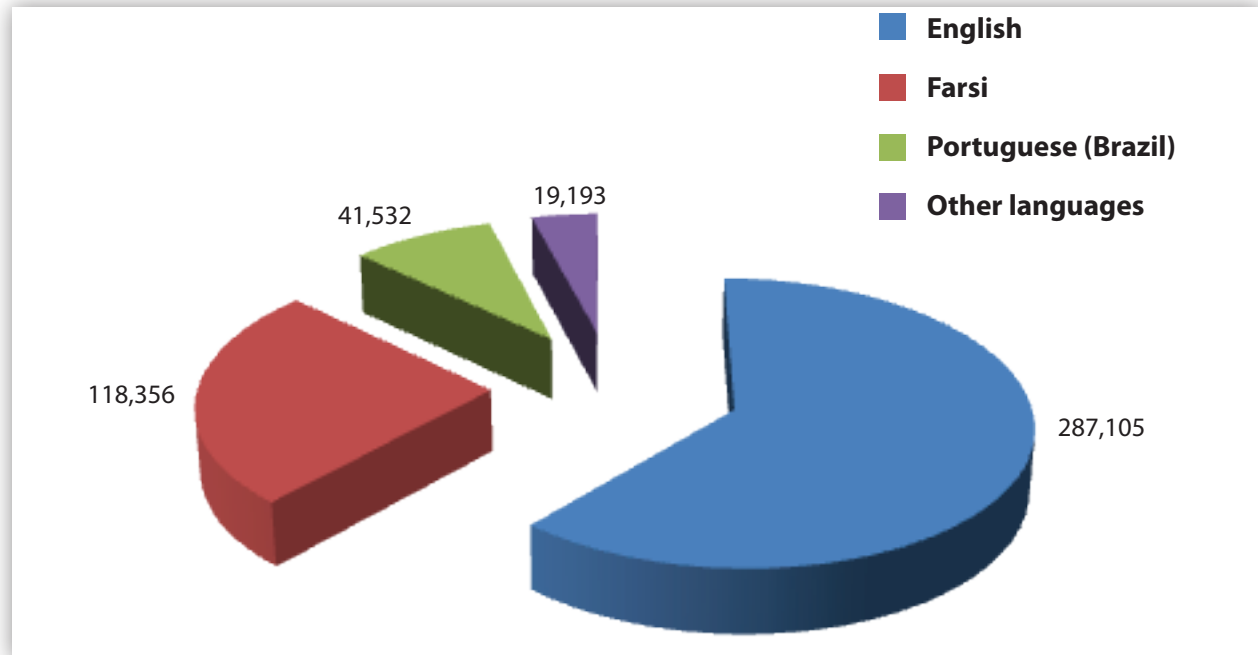
We create this chart so that we can look at the demand for literature whether it is provided for free or at a subsidized rate, or is sold. The increase in 2014 is overwhelmingly in two titles—the Basic Text and the *Step Working Guides*. Of the additional 59,032 Basic Texts distributed in fiscal 2014 over 2013, the increase was in English paperback, Portuguese (Brazil), and Farsi. There were modest increases in a number of languages including French, Russian, Spanish, Hebrew, Hindi, Norwegian, and Polish. The increase of an additional 13,935 copies of the *Step Working Guides* in 2014 was more evenly distributed among the 15 languages in which it is published. What these numbers seem to imply is that our declining trend is continuing, but in 2014 we reached more new members in a number of places.



2014 Basic Text Distribution by Language

As the chart below shows, we distributed more English books than those in any other language, as usual, followed by Farsi and Brazilian (now called Portuguese (Brazil)). Spanish, Russian, French, Arabic, Netherlands, Swedish, and Norwegian represent over 85% of the more than 19,193 copies of the Basic Text distributed in the other languages.

Basic Text Distribution by Language

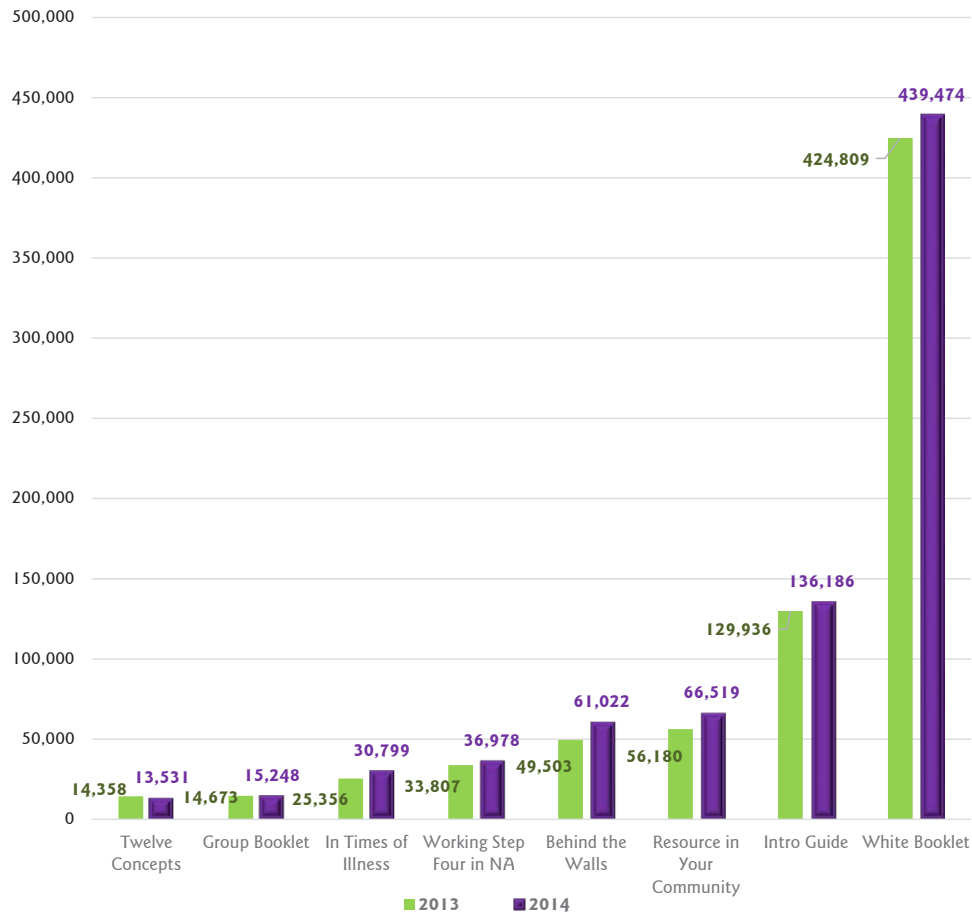




Booklets

During this fiscal year, we saw slight increases in all booklets' distribution—about 7% more than last year—with the exception of *Twelve Concepts for NA Service*, as shown below.

2013 & 2014 Booklet Distribution

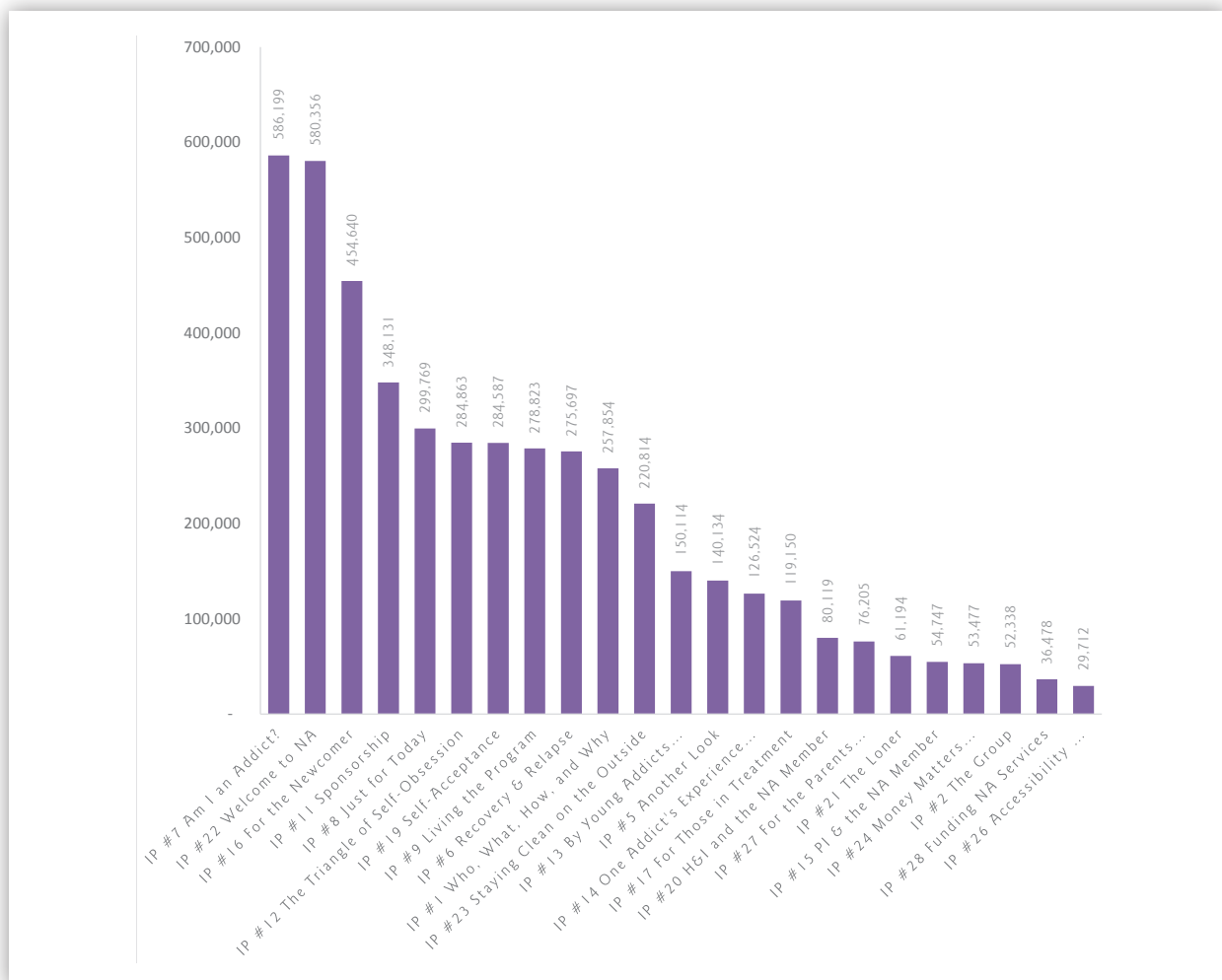




Informational Pamphlets

The total distribution for all IPs was up by just over 1%, from approximately 4.7 million in fiscal year 2013 to 4.8 million in FY 2014. IPs #7, 16, and 22 are still the most distributed informational pamphlets, as shown in the chart below.

2014 Informational Pamphlets Distribution

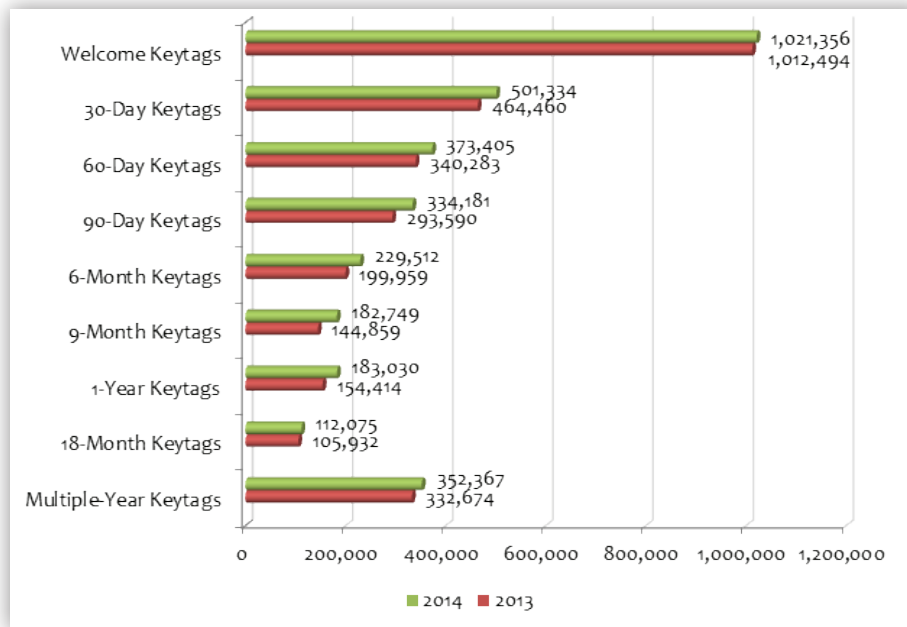




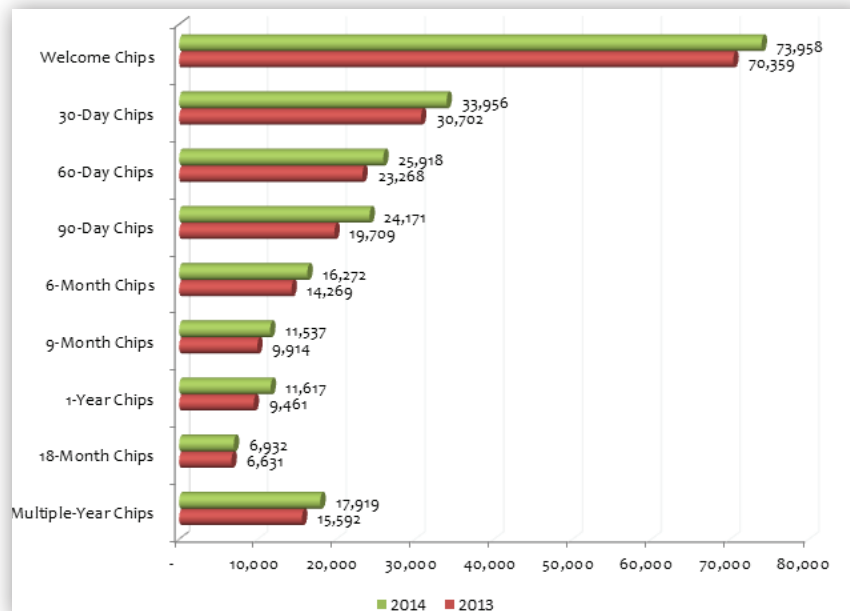
Keytags and Chips

This year, the keytags and chips story changed slightly from last year. Distribution for each increased throughout the denominations, with 7% and 10% increases in keytags and chips, respectively. The quantities shown on the charts are 2013 and 2014 in comparison.

2013 & 2014 Keytag Distribution



2013 & 2014 Chip Distribution

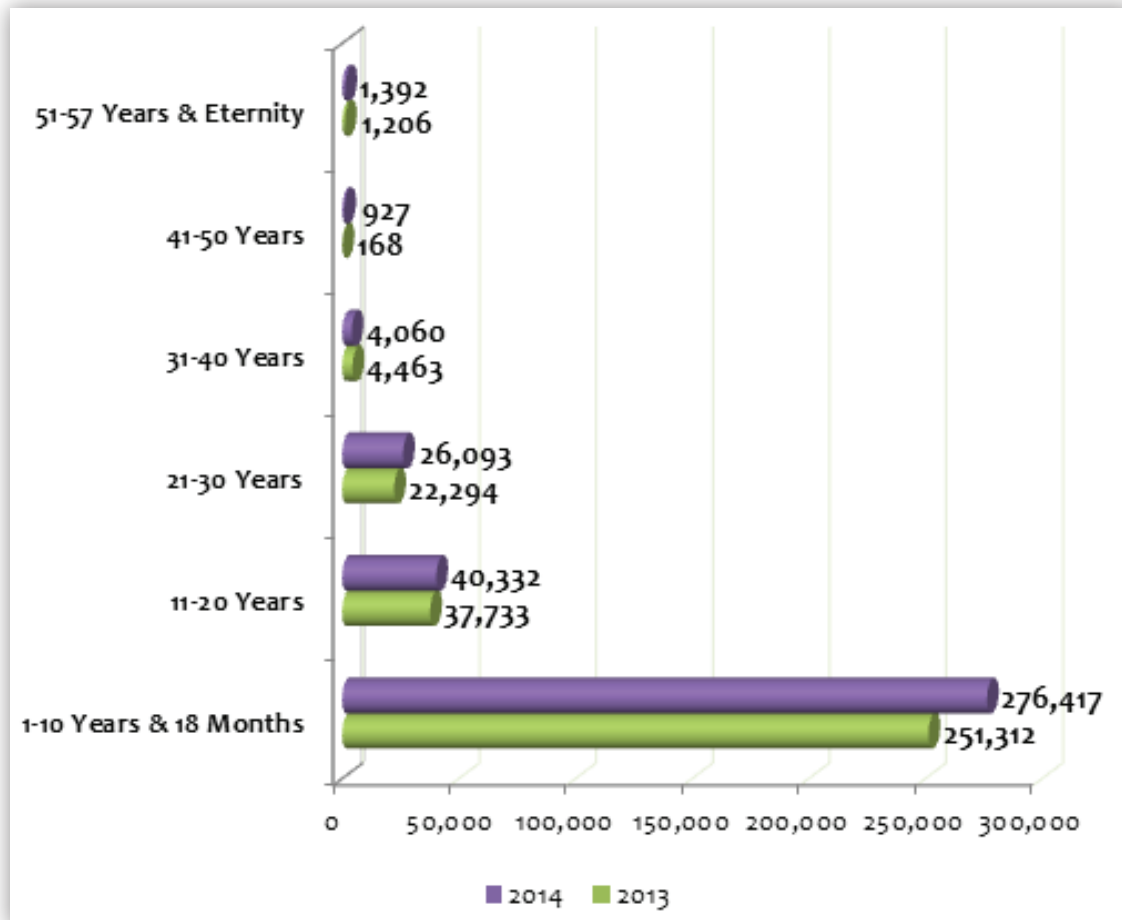







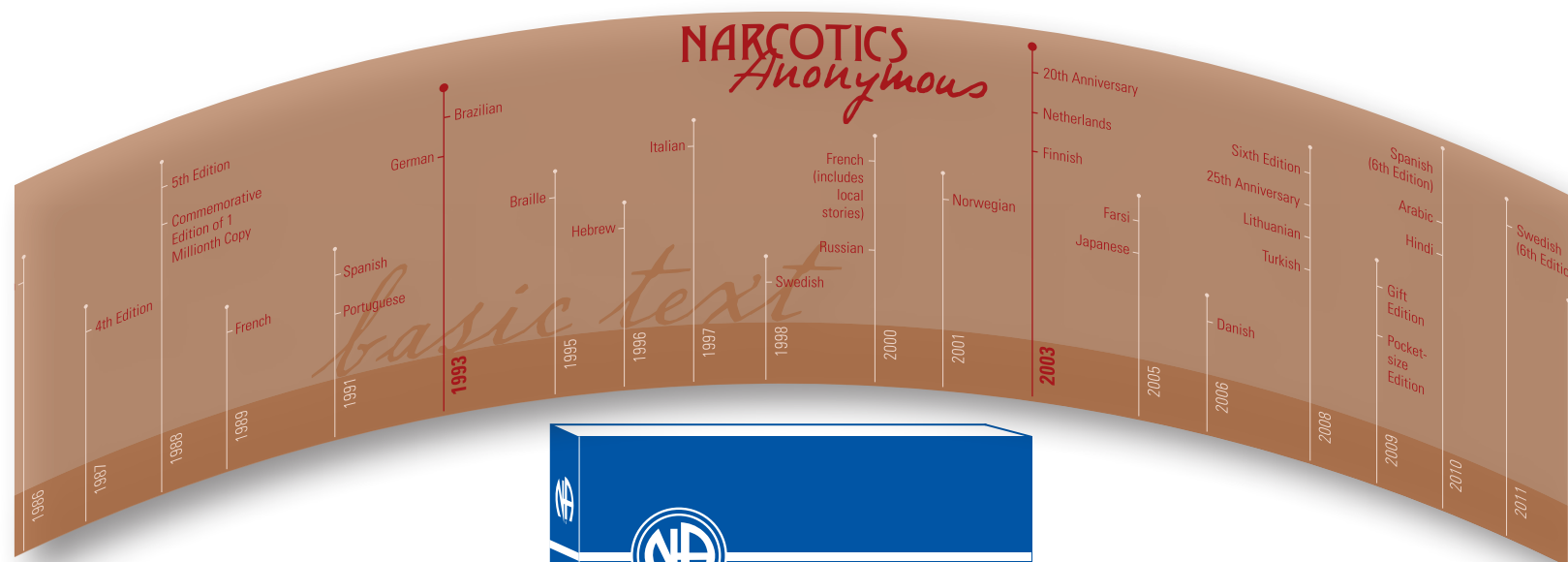
Medallions

Medallions showed the same overall small increase from 2013 as other inventory items. The only considerable increase, 82%, is between 41 and 50 years, which seems to indicate an increase of long-term members.

2013 & 2014 Medallion Distribution



Looking forward, our team will be implementing a major accounting software update, which we expect to improve our customer service, warehouse and distribution, and online sales systems. This, along with our ongoing efforts to remain current with electronic literature and applications, and to continue offering our best products and services, will propel us into the next fiscal year and beyond. With each piece of literature, with each order throughout each year, our goal is to help fulfill our Vision for NA Service and NA's primary purpose.



Our Fellowship's Literature and Trademarks

Since 1993, NA World Services has been charged by the Fellowship of Narcotics Anonymous with the sole responsibility for publishing Fellowship-approved literature and protecting NA copyrights and trademarks. The rights and responsibilities of this agreement are outlined by the *Fellowship Intellectual Property Trust*, and the guidelines found within it are also spelled out in simpler terms in the NA Intellectual Property Bulletins:

- *FIPT Bulletin #1: Internal Use of NA Intellectual Property*
- *FIPT Bulletin #2: Individual NA Member Use of Narcotics Anonymous Trademarks*
- *FIPT Bulletin #4: Reprinting NA Fellowship-Approved Literature*

NA literature and logos belong to the NA Fellowship, and through the *FIPT* the Fellowship has made it a duty of NAWS to protect these trademarks and copyrights from intended or unintended misuse and abuse. It is important to keep in mind that concerns about NA copyrights and trademarks are not about money or control. The goal of the *FIPT* is to strike the proper balance between protecting the Fellowship's property and making sure resources and services are accessible to the Fellowship. In response to an increase in illicit literature production during the past cycle, and in an effort to convey the importance of protecting our Fellowship's intellectual property, we have distributed two Fellowship-wide memos. One is reprinted here, and both can be found at www.na.org/fipt.

We want to thank all of the members, areas, and regions who have helped to support protecting the Fellowship-approved versions we hold in trust. We do not really have new information to add to this discussion, but want to acknowledge the efforts of so many.





Group Conscience & NA Literature

World Board

April 2015

In 1991 the World Service Conference passed two motions—one to reaffirm that the WSO holds ownership of NA’s intellectual property in trust for the Fellowship of NA, and another to reaffirm that the WSO is exclusive publisher and distributor of all NA literature.

At the time, WSO’s intellectual property attorney explained to the Conference:

“This needs to be done for the benefit of those people who do not have the time, energy, or the interest to look back at what really happened and would rather argue that the past consists of what they believe should have happened.”

And here we are again—increasing numbers of our members are illegally copying and distributing NA literature around the world, sowing seeds of confusion and disunity, including places where NA is in early stages. In particular, people are publishing a booklet that contains the Third Edition Revised Basic Text with the Second Edition versions of the Fourth and Ninth Traditions, a booklet that was compiled by a few individuals and has **never been Fellowship-approved**. It is bad enough that we have had this ongoing struggle within NA; now it has become a public problem because these texts are being distributed in institutions.



The roots of this conflict go back more than 30 years. The history of the Basic Text is a story that gets told many ways, with different heroes and villains depending on who is doing the telling.

There are some things, however, that are not open to interpretation:

1. **It goes against group conscience.** The fellowship has decided on these issues repeatedly,
 - ❖ beginning in 1984 when the fellowship voted to return to the First Edition language for the Fourth and Ninth Traditions,
 - ❖ and again in 1988 when the conference rejected the idea of extensive changes to the text beyond fixing the errors in the Fourth Editions,
 - ❖ and again in 1991 when the conference voted against reconsidering which edition of the book should be published,
 - ❖ and again in 1993 when the fellowship approved the *Fellowship Intellectual Property Trust*,
 - ❖ and again as recently as 2004 when a CAR motion was passed authorizing revisions to the Basic Text but specifying no changes be made to chapters one through ten of the text. That 2004 motion resulted in the Sixth Edition Basic Text, which was approved **unanimously** in 2008.
2. **It’s illegal.** The unauthorized reproduction of NA literature is a violation of copyright law. NA groups can copy and distribute NA literature for use within their groups, but that right does not extend outside the group or to individuals and service bodies.



3. It doesn't make sense. On top of everything else, the portions of the Fourth and Ninth Traditions reinserted into the text of the booklets that are being distributed don't reflect most members' understanding of NA service. The Fourth Tradition essay says of service committees, offices, and activities, **"these things are not N.A."** The Ninth Tradition essay says that service boards or committees **"are not a part of Narcotics Anonymous."** That doesn't even make sense, does it? Are the funds from your area dance an outside donation? Is your local H&I committee somehow not a part of NA?

We are writing this on behalf of NA World Services, and we consider ourselves a grateful part of NA. NAWS provides support and services to addicts, meetings, and service bodies in 132 countries, speaking 77 languages. We interact with professionals and officials who influence the lives of addicts around the world to make our message more available. Here are just a few figures to give you a sense of our work. In the 2013–2014 fiscal year, we

- ❖ gave away and discounted \$460,000 worth of literature;
- ❖ answered more than 5,800 inmate inquiries with an information packet and NA literature;
- ❖ sent out more than 450 group starter kits and more than 45 institutional group starter kits;
- ❖ held quarterly PR web meetings with 206 area and regional trusted servants from seven countries on four continents, and H&I web meetings with 149 trusted servants from 13 countries on four continents;
- ❖ published 54 new pieces of translated literature, bringing us to 900 translated titles for NA recovery literature; and
- ❖ participated in 32 fellowship development and zonal events.


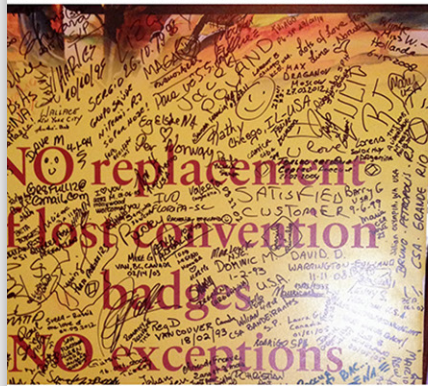
The money to pay for those services comes mostly from literature sales. In essence, when you buy a Basic Text, you are helping to pay for the literature we give away around the world and all of our other efforts.

Despite that fact, some people will tell you that the Basic Text is too expensive and that is why they are illegally distributing an unapproved version. But again, the fellowship's conscience is clear: The motion to produce a lower-cost Basic Text has been before the conference at least nine times; it's been committed once, ruled out of order twice, and defeated at least six times.

In the end, this isn't about politics or personal views; this is about the spiritual principles of group conscience and NA unity. Please respect the will of the fellowship. Illicit literature has no place in our meetings. For more information about NA's copyrights and world services' responsibility to protect them, see www.na.org/fipt.



NA Literature Timeline



The World Convention of NA

The World Convention of NA is described in *A Guide to World Services in Narcotics Anonymous* (GWSNA) as “a celebration of our recovery, a reflection of our diversity, and a demonstration of our unity.” This clear and simple purpose guides all aspects of the event. WCNA is a unique chance for NA members from around the world, recovering in diverse languages and cultures, to come together and celebrate recovery. In the course of an NA World Convention, we share and experience the joy of living clean through a wide variety of workshops, main meetings, coffee houses and concerts, dances, and fellowshiping.

The World Board is responsible for WCNA, and a workgroup made up of mostly local NA members supports the Board in planning and implementing the event. The WCNA Workgroup coordinates local volunteers and provides input and assistance that are key to the success of the convention. Although the event itself lasts only a few days, the planning process for each World Convention spans many years.

Along with our focus of celebrating our recovery, we also have a base financial premise that the convention either breaks even or generates a profit. The exception to this is when the convention is scheduled to be held outside North America, we initially aim for a break-even event, but completely understand that there is more of a developmental investment in these conventions. That means that we are prepared to experience a net loss on a World Convention held outside of North America when necessary, if it helps us to achieve our fellowship development/PR objectives.

One of the most important lessons we have learned over the history of this event is that it is not prudent for NA World Services to plan a World Convention for those who choose not to pre-register or not to register at all. WCNA 36 was the third World Convention to require a registration badge to gain entrance to the event, including workshops and meetings held in the convention center. Part of our planning strategy is to ensure that





there is minimally enough space at each World Convention for everyone who pre-registers and for newcomers, while trying to provide ample space for a fixed number of on-site registrations.

In addition, the 2012 WSC approved a change from a two-year WCNA rotation cycle to a three-year cycle, alternating each time between North America and sites outside of North America, which may have a broader developmental purpose. This change will be implemented after WCNA 36 in 2015, in Rio de Janeiro, Brazil. WCNA 37 will be held in 2018 in Orlando, Florida, USA. The new rotation schedule was proposed primarily due to the fact that many NA areas and regions also hold conventions and other multi-day events now, so members' limited resources are sometimes used to participate in local events rather than WCNA. With the increasing demand on members' resources and the costs of planning a World Convention, we believe these efforts will help us achieve our developmental and financial commitments.

As this report was being planned and written, WCNA 36 was also being planned and implemented in June 2015 in Rio de Janeiro, Brazil. The World Convention is usually held the first weekend in September, (US Labor Day holiday weekend in the US); however, the World Board may deviate from this schedule when appropriate and/or necessary, which was the case for WCNA 36. Each convention site includes unique characteristics and circumstances. The June dates for WCNA 36 were chosen primarily because this is Rio's off season, which means lower prices and fewer crowds—both advantages for our members.

WCNA 36 – Rio de Janeiro, Brazil

Planning a convention outside of North America offers some unique benefits and challenges. Besides the geographic distance, there are logistical differences like planning in a different culture, language, financial and legal policies, and currency conversion. For example, some payments to WCNA by attendees will not credit for 30 to 90 days after the charge. At WCNA 36 we provided information in English and Portuguese and we offered pre-registration in US dollars and Brazilian reals. We also discovered that in Rio, hotel room blocks are geared toward a single payer, a system that just doesn't work for us. We surrendered to this reality and for the first time in our WCNA history, we did not offer hotel rooms through a reserved block. This convention was also planned to be as bilingual as possible given all financial and human considerations.

We are estimating that there were 3,000 – 3,500 people in attendance. In addition to a bilingual program of English and Portuguese, we were also able to translate the main meetings onsite into French, Russian, and Spanish. Additionally, this was the first time that the main meetings were streamed live via the Internet. Preliminary data shows that throughout the convention approximately 15,529 people connected to the English audio stream and approximately 5,200 people connected to the Portuguese stream. These numbers do raise the possibility that some portion of the local membership may have elected to not actually go to the convention since this online opportunity to hear the main meetings was available. This will have to be examined further.



One of the benefits we always experience with a World Convention is the impact the event has on the hosting and surrounding NA communities. The opportunities for public relations are unique, allowing us to communicate broadly with local professionals who provide services for addicts seeking recovery. In addition to the panel discussions with professionals that we host at the convention itself, we also respond to opportunities to provide information to interested media and others who inquire about WCNA and Narcotics Anonymous. All of these efforts, plus the enthusiasm that ripples through the local NA community, combine to result in a renewal of spirit and energy that helps us better carry the message to addicts seeking recovery.

In cooperation with the Brazilian Zone, we were able to accomplish all of the intended PR objectives:

- ♦ Create broader exposure for Narcotics Anonymous on a national level,
- ♦ Establish contacts with media who were interested in telling the positive story of NA in Brazil,
- ♦ Establish important contacts within the treatment and corrections government to provide information and develop cooperative relationships.

We had a unique experience in Rio and have to thank the many, many volunteers who helped to make this happen. We will be providing more details as we are able to reconcile the details of this event in upcoming issues of *NAWS News* and in the 2015 *NAWS Annual Report*.

We are also excitedly looking ahead to gathering in Orlando in 2018.

Future WCNA Locations

2018
WCNA 37
Orlando, FL, USA

2021
WCNA 38
Asia/Middle East/Africa

2024
WCNA 39
North America

2027
WCNA 40
Europe

2030
WCNA 41
North America

The mission of the
World Service Office is
to provide services and
support that facilitate the
continuation and growth
of Narcotics Anonymous
worldwide...

Staff and Offices

Between July 2013 and March 2015, a total of 66 full- and part-time staff members were employed by NA World Services in five service and/or distribution centers around the world. Of those 66 employees, 53 worked in the Chatsworth office.

NAWS – Chatsworth

19737 Nordhoff Place

Chatsworth, California 91311 USA

Tel: 818.773.9999

Fax: 818.700.0700

Website: www.na.org

Our main service center in Chatsworth, California, continues to serve as an important resource for our worldwide fellowship in a variety of ways. This branch is home to the executive and administrative staff responsible for providing support to the World Board and the World Service Conference. An integral part of that support is working closely with the Board and workgroups to carry out conference projects and implement the World Convention. Other ongoing responsibilities coordinated from this location include

the production and distribution of NA literature and service materials, and the maintenance of NA's website, www.na.org. This location also serves as a centralized resource for members, groups, and service committees around the world by responding to phone calls, emails, and letters on a day-to-day basis.





NAWS – Europe

B-1050 Brussels, Belgium

Tel: +32.2.646.6012

Fax: +32.2.649.9239

Branch Office Manager

Paul Decock (paul@na.org)

Assistant:

Fred Renaux (fred@na.org)

The continent of Europe is a mosaic of cultures and languages, and that is why our challenge is still to be able to stock enough literature in the small warehouse at our European branch office to meet the needs of all communities. We currently maintain a stock of literature at this branch in 39 different languages. The bulk of the inventory is in European languages, but we also stock Farsi, Hindi, Indonesian, and Portuguese (Brazil) for Euro-pean groups.

This branch office continues to distribute a substantial amount of free literature to emerging NA communities. Many of these communities are located in Central and Eastern Europe: Russia, Estonia, Lithuania, Latvia, Poland, Czech Republic, Ukraine, Bulgaria, Slovenia, Croatia, and Bosnia. In addition, this branch also ships free literature to places in Turkey, the Middle East, and North and East Africa.

Our European branch also serves as a point of contact for NA in Europe. While some members directly contact NA World Services in Southern California, some others find it easier to reach this branch office, which is able to provide basic support and information to groups, members, or institutions seeking information about NA.

In this last year, more and more communities have chosen to process donations to NAWS through our European account at WSO-Europe. We thank you for responding to our call for help in this challenging time. Your contributions make it possible for us to

maintain a service center and the same level of service to the European communities.

Finally, this branch office provides support to the zonal forum for the continent, the European Delegates Meeting. The EDM legal entity was established in Belgium, and NAWS staff provided assistance to them in opening and managing their bank account in Brussels.

NAWS – Canada

Mississauga, Ontario

Tel: 905.507.0100

Fax: 905.507.0101

Branch Office Supervisor

Jacquie Sullivan (jacquie@na.org)

Assistants:

Paul Sullivan

Not far from Toronto, Ontario, our Canadian literature storage and shipping facility in Mississauga continues to serve the needs of the Canadian NA communities. The increase in recent years of sales to the local NA groups is helping to stabilize its running expenses. The main function of the facility is accommodating the literature needs in Canada. The employees at this distribution center work hard to ship all orders that are processed. We're very thankful for and proud of all their work, which makes it possible to get our message to those who need it in Canada.



NAWS – Iran

PO Box 14665-3115

Tehran, Iran

Branch Office Manager

Siamak Khajeian (siamak@na.org)

Other employees:

Amir Bondar, Farhad Fallah,

Mehrdad Naseri, Hossein Nematzadeh,

Farhad Pourshehi (farhad@na.org),

Reza Tavakoli, Payam Yazdani

Maintaining a literature production and distribution center in the capital of Iran has been the most effective solution for serving the needs of the most rapidly growing NA community in the world. In addition to the production and distribution of NA literature and merchandise, this branch also translates and distributes *The NA Way Magazine* in Farsi. The manager of this center coordinated the establishment of the facility. He has the assistance of seven employees, with whom he continues to work very hard to produce and distribute literature to the Iranian NA community. This year we moved offices and obtained a separate warehouse to meet our growing needs. The staff's enthusiasm and dedication contribute to the ongoing success of this venture and the strength of NA in Iran.

As we have mentioned before, the phenomenon of NA in Iran cannot easily be explained in any report. It seems to be a combination of a number of factors: culture, need, little focus on drug replacement therapies by the government and professionals, a spirit of service, an effective chain of communications that reaches the individual member, a service structure that was designed by the region to serve the common welfare, and relentless public relations. With over 18,000 meetings as of WSC 2014 (up from roughly 15,000 meetings in October 2010), they continue to do more public relations than any community we are

aware of. While we do not believe that other NA communities can duplicate what has happened in Iran, there is much we can learn from them about service efforts and PR. The distribution charts in this report are a clear illustration of just how many addicts in Iran have the opportunity to hear the NA message.

NAWS – India

Bangalore, India

Part-Time Shipper:

Pramila Dias

As freight and material prices have risen over the last decade, we've had to ponder ways to decrease the freight overhead and consider local production options. In the case of India specifically, and South Asia in general, literature distribution has been especially difficult because these communities are so far away from our other distribution centers. In 2008, we opened a distribution center in Bangalore, India, to accommodate the NA communities there and throughout Asia, as much as is fiscally feasible. These communities have benefited greatly from being able to receive literature much sooner and in greater quantities than before, and the costs to NAWS have been substantially reduced. Coupled with local production of items such as books, IPs, and key-tags, NAWS-India plays a significant role in furthering our vision.



NA World Services Staff

Chatsworth, California, USA

(This includes staff employed from July 2013 to March 2015.)

Administration

Executive Director

Anthony Edmondson (anthony.e@na.org)

Assistant Executive Director

Becky Meyer (becky@na.org)

Executive Assistants

Eileen Perez (eileen@na.org)

Elaine Wickham (elaine@na.org)

Administrative Assistants

Shane Colter (shane@na.org)

Johnny Lamprea (johnny@na.org)

Human Resources Manager

Roberta Tolkman (roberta@na.org)

Administrative Assistant, Human Resources

Keri Kirkpatrick (keri@na.org)

Receptionist

Camille Klein (cammyk@na.org)

Public Relations Manager

Jane Nickels (jane@na.org)

Administrative Assistant, PR/H&I

Colin Clark

Kelley Taylor (kelley@na.org)

Administrative Assistant, PR

Colin Severeid

Doug Jarrett (doug.j@na.org)

Director of Communications

Travis Koplow (travis@na.org)

Project Coordinator/Writer-Editor

De Jenkins (de@na.org)

Project Coordinator

Chris Corning (chris@na.org)

Writer/Editor

Nick Elson (nick@na.org)

Asset Management

Comptroller and Team Leader

Debbie Carnahan (debbie@na.org)

Accounting Supervisor

Sylvia Cordero (sylvia@na.org)

Accounting Assistants

Rochelle Medina (rochelle@na.org)

Customer Service Representatives

Daniela Abravaya

Peggy Labon (peggy@na.org)

Pam Martin (pam@na.org)

Elizabeth Allison Osborne (alli@na.org)

Warehouse Manager

Vince Alcala (vince@na.org)

Shippers

Adrian Aguilar

Ryan Gallardo (ryan@na.org)

Luis Padilla (luis@na.org)

Jeff Rodriguez (jeffrey@na.org)

Information Technology

IT Manager

Stephan Lantos (stephan@na.org)

Database Administrator

Lori Dunnell (lori@na.org)

**IT Supervisor**

Kora Nagy

IT Assistants

Arthur Carbajal (arthur@na.org)

Juan Trejo (juan@na.org)

Fellowship Services

Team Leader

Steve Rusch (steve@na.org)

Administrative Assistant

Cindy Votaw (cindy@na.org)

Team Assistants

William Brundy (billy@na.org)

Johnny Czifra (johnny_c@na.org)

Linda DeLeo (linda@na.org)

Toni Grove

Sarah Johnson (sarah@na.org)

Bob Shott (bob@na.org)

Marla Sutton

Production

Production Manager

Fatia Birault (fatia@na.org)

Graphic Arts Technician

David Mizrahi

Production Assistant

Esperanza Lemos (esperanza@na.org)

Production Assistant

Hugo Ramirez (hugo@na.org)

Translations

Translations Manager

Uschi Mueller (uschi@na.org)

Team Assistants

Ken O'Neil (ken@na.org)

Eric Swidler

Karim Tamim (karim@na.org)

Jeff Walsh (jeff@na.org)

New Staff

Ryan Gallardo

Sarah Johnson

Jeff Rodriguez

Bob Shott

Karim Tamim

Jeff Walsh

Departing Staff

Daniela Abravaya

Adrian Aguilar

Colin Clark

Toni Grove

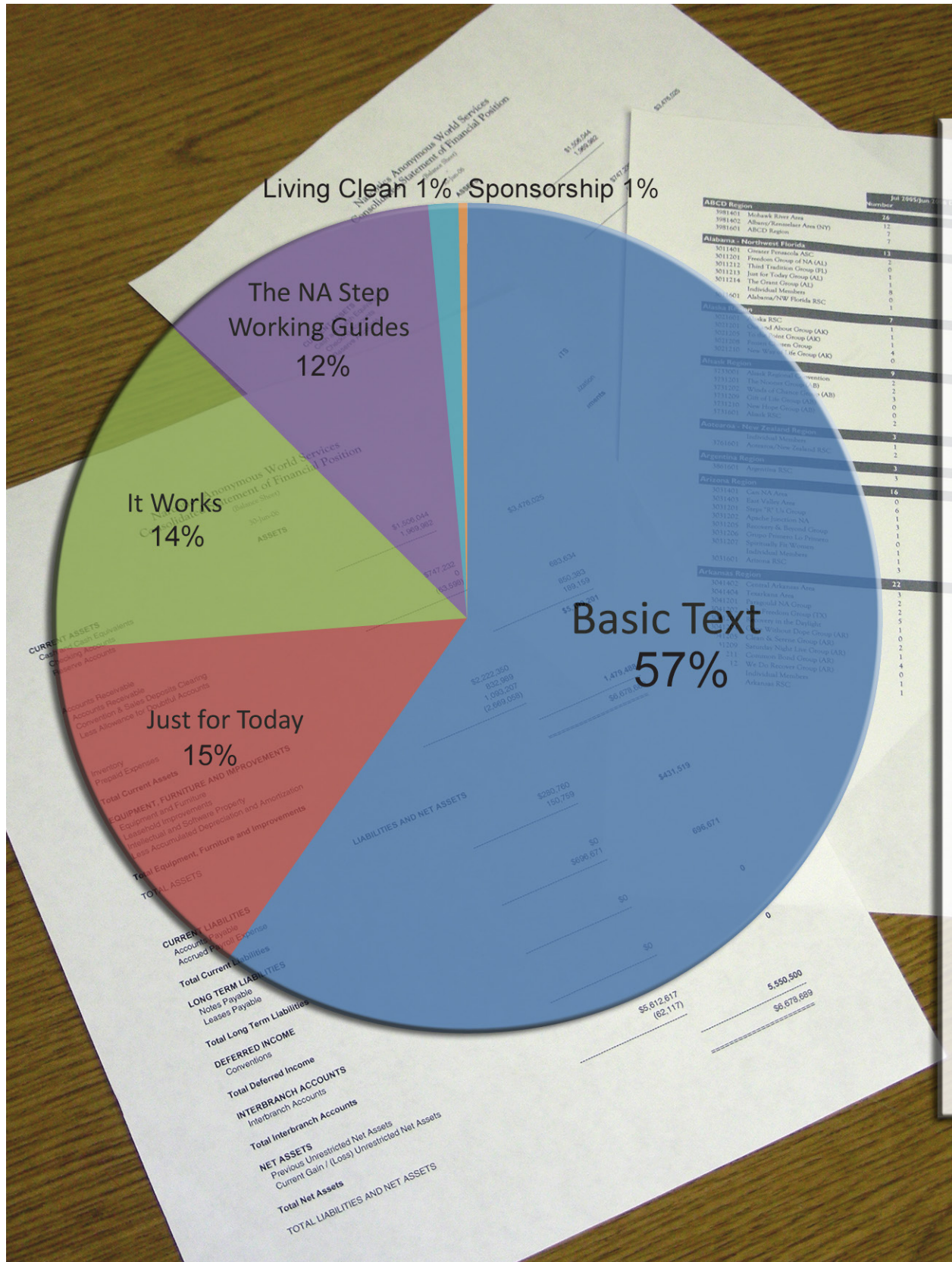
David Mizrahi

Kora Nagy

Colin Severeid

Marla Sutton

Eric Swidler

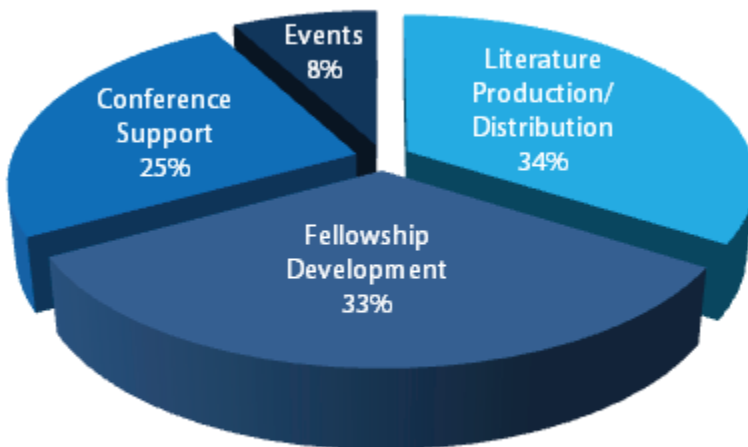


Financial Reports

This section of the annual report is broken into three parts: consolidated statement of financial position and consolidated statement of activities, independent auditors' report, and Fellowship contributions report.

The **consolidated statement of financial position (SoFP)** and **consolidated statement of activities (SoA)**, also known as the "balance sheet" and "income statement," respectively, provide a report on the financial activity of NA World Services during the fiscal year. The SoFP, or balance sheet, gives a simple breakdown of the current assets and liabilities of NAWS in financial terms. The SoA, or income statement, provides a breakdown of the total income and expense for all branches of NAWS compared to the budget adopted at WSC 2012 and broken down in the categories shown in the chart. Under each set of expenses, we include costs for accounting, personnel, overhead, and technology. These are expenses that cannot be attributed directly to any of the specific areas of activity. They are budgeted and allocated (distributed) according to a calculated fixed percentage across the four activity areas. The allocated percentage is based on three factors: the number of personnel devoted to the activity, the approximate number of labor hours, and the amount of physical office space required by the activity and estimated for the two-year budget cycle.

Percent of Expense for 2013-2014



The independent auditors' report is provided by an outside firm that conducts a professional audit of NAWS' financial reports and practices. NAWS contracts with an independent accounting firm to audit its financial statements each fiscal year. In addition, the CPA firm is engaged to perform certain tests of transactions, internal controls, and internal financial practices. In order to comply with legal requirements, we have an Audit Committee. Consistent with



normal accounting practice, this workgroup is independent of specific NAWS management control and operates on behalf of the board.

The references to specific line items and expenses are formatted differently in the NAWS income statement and the independent auditors' report. But they do show, within a few dollars, the same income and expense, serving as the outside or impartial verification of our financial reporting for this fiscal year.

Finally, the **regional contributions report** is a report on the contributions received by NA World Services throughout the fiscal year from the NA Fellowship, broken down by region and/or country.



Narcotics Anonymous World Services
Consolidated Statement of Financial Position
 Balance Sheet – For the Twelve Months Ending 30 June 2014

CURRENT ASSETS

Cash and Cash Equivalents		
Checking Accounts and Money Market	\$1,445,599	
Reserve Accounts	1,652,371	

Total Accessible Cash for Operations	\$3,097,970	
Cash in Iran	364,618	
Reserve for WCNA	0	

Cash Total		\$3,462,588
Accounts Receivable		
Accounts Receivable	\$650,394	
Convention & Conference Clearing Accounts	15,477	
Less Allowance for Doubtful Accounts	(95,788)	

Receivable Total		570,083
Inventory		1,179,195
Prepaid Expenses and Sales Deposits		69,162
WCNA Deposits and Prepaid Expenses		82,173

Total Current Assets		\$5,363,200
EQUIPMENT, FURNITURE AND IMPROVEMENTS		
Equipment and Furniture	\$1,505,997	
Leasehold Improvements	969,769	
Intellectual and Software Property	2,072,738	
Less Accumulated Depreciation and Amortization	(3,693,681)	

Total Equipment, Furniture and Improvements		854,823

TOTAL ASSETS		\$6,218,024

LIABILITIES AND NET ASSETS**CURRENT LIABILITIES**

Accounts Payable	\$257,271	
Accrued Payroll Expense	218,450	

Total Current Liabilities		\$475,720
Total Long Term Liabilities		0
Total Deferred Income		0

NET ASSETS

Previous Unrestricted Net Assets	\$5,070,414	
Current Gain / (Loss) Unrestricted Net Assets	671,889	

Total Net Assets		5,742,304

TOTAL LIABILITIES AND NET ASSETS		\$6,218,024



Narcotics Anonymous World Services Consolidated Statement of Activities

Income Statement – For the Twelve Months Ending 30 June 2014

	YTD ACTUAL	YTD BUDGET	VARIANCE
INCOME			
RECOVERY LITERATURE INCOME			
BASIC TEXT: Hardcover English	\$2,206,617	\$2,159,634	\$46,983
BASIC TEXT: Translated	163,069	232,312	(69,243)
BASIC TEXT: Softcover	1,108,221	826,736	281,485
JUST FOR TODAY	845,590	859,987	(14,397)
IT WORKS: HOW & WHY	630,236	719,224	(88,988)
SPONSORSHIP BOOK	30,525	73,937	(43,412)
STEP WORKING GUIDES	760,574	692,351	68,223
LIVING CLEAN	717,265	380,000	337,265
ePUB BOOKS	70,797	0	70,797
LITERATURE INCOME (IRAN)	736,205	1,149,147	(412,942)
OTHER RECOVERY LITERATURE	1,284,960	1,427,603	(142,643)
Subtotal	\$8,554,059	\$8,520,931	\$33,128
OTHER INVENTORY INCOME			
MEDALLIONS	\$794,700	\$735,706	\$58,994
KEY TAGS & CHIPS	1,262,599	1,156,257	106,342
NON-FIPT INFORMATION BOOKLETS	65,945	75,566	(9,621)
HANDBOOKS	59,055	58,482	573
SPECIALTY ITEMS	79,773	86,093	(6,320)
GROUP/AREA MATERIALS	147,555	156,911	(9,356)
MIRACLES HAPPEN	24,922	31,599	(6,677)
Subtotal	\$2,434,549	\$2,300,614	\$133,935
SHIPPING	\$579,830	\$509,370	\$70,460
DISCOUNTS	(1,410,291)	(1,390,520)	(19,771)
DEVELOPMENTAL SUBSIDIES & ALLOWANCES	(169,785)	(257,470)	87,685
Subtotal	(\$1,000,246)	(\$1,138,620)	\$138,374
Gross Literature Income (less discounts)	\$9,988,362	\$9,682,925	\$305,437
Gross Literature Income (without IRAN)	\$9,252,157	\$8,533,778	\$718,379
RECOVERY LITERATURE COST OF GOODS			
BASIC TEXT: Hardcover English	\$435,458	\$441,053	(\$5,595)
BASIC TEXT: Translated	42,607	50,500	(7,893)
BASIC TEXT: Softcover	138,601	108,810	29,791
JUST FOR TODAY	75,577	109,554	(33,977)
IT WORKS: HOW & WHY	93,322	132,389	(39,067)
SPONSORSHIP BOOK	5,217	23,264	(18,047)
STEP WORKING GUIDES	78,240	89,993	(11,753)
LIVING CLEAN	92,994	90,000	2,994
ePUB BOOKS	22,176	0	22,176
LITERATURE PRODUCTION (IRAN)	498,362	748,915	(250,553)
OTHER RECOVERY LITERATURE	192,811	229,050	(36,239)
Subtotal	\$1,675,365	\$2,023,528	(\$348,163)



Narcotics Anonymous World Services Consolidated Statement of Activities

Income Statement – For the Twelve Months Ending 30 June 2014

	YTD ACTUAL	YTD BUDGET	VARIANCE
OTHER INVENTORY COST OF GOODS			
MEDALLIONS	\$157,597	\$170,545	(\$12,948)
KEY TAGS & CHIPS	272,231	257,392	14,839
NON-FIPT INFORMATION BOOKLETS	10,023	25,658	(15,635)
HANDBOOKS	13,510	18,681	(5,171)
SPECIALTY ITEMS	23,090	32,689	(9,599)
GROUP / AREA MATERIALS	46,694	47,921	(1,227)
MIRACLES HAPPEN	4,153	3,812	341
INVENTORY ADJUSTMENT	0	0	0
Subtotal	\$527,298	\$556,698	(\$29,400)
Total Cost of Goods	\$2,202,663	\$2,580,226	(\$377,563)
Total Cost of Goods without IRAN	\$1,704,301	\$1,831,311	(\$127,010)
Net Literature Income	\$7,785,699	\$7,102,699	\$683,000
Net Literature Income without IRAN	\$7,547,856	\$6,702,467	\$845,389
FELLOWSHIP DONATIONS			
BREAKDOWN BY DONOR TYPE			
Members	\$76,026	\$48,998	\$27,028
Groups	80,052	79,237	815
Areas	126,126	129,716	(3,590)
Regions	378,679	429,933	(51,254)
Events/Conventions	37,438	16,658	20,780
Unity Day	21,549	15,654	5,895
Zonal & Other Forums	64,602	23,804	40,798
Total Donations	\$784,472	\$744,000	\$40,472
MISCELLANEOUS INCOME			
LICENSED VENDOR PAYMENTS	\$26,127	\$23,483	\$2,644
INTEREST	8,168	6,127	2,041
MISCELLANEOUS	2,347	0	2,347
INTERBRANCH	0	0	0
Total Miscellaneous Income	\$36,642	\$29,610	\$7,032
OPERATING INCOME (Not including event specific)	\$8,606,813	\$7,876,309	\$730,504
OPERATING INCOME (Not including IRAN)	\$8,368,970	\$7,476,077	\$892,893



Narcotics Anonymous World Services Consolidated Statement of Activities

Income Statement – For the Twelve Months Ending 30 June 2014

	YTD ACTUAL	YTD BUDGET	VARIANCE
EXPENSE			
LITERATURE PRODUCTION & DISTRIBUTION			
FIXED OPERATIONAL EXPENSES			
MARKETING	\$1,321	\$2,000	(\$679)
IN HOUSE PRODUCTION (not included in Cost of Goods)	135,749	64,047	71,702
TRANSLATIONS (not included in Cost of Goods)	25,119	27,089	(1,970)
LITERATURE DISTRIBUTION (IRAN)	58,452	80,961	(22,509)
SHIPPING	610,695	524,259	86,436
BUSINESS PLAN WORK GROUP	\$1,056	\$14,074	(\$13,018)
LEGAL	47,580	4,227	43,353
LITERATURE PRODUCTION & DISTRIBUTION TRAVEL	5,404	2,500	2,904
ACCOUNTING	17,354	17,514	(160)
PERSONNEL (Includes amount budgeted to variable projects)	1,225,910	1,188,193	37,717
OVERHEAD	628,014	557,911	70,103
TECHNOLOGY	117,737	101,048	16,689
Total Literature Production & Distribution	\$2,874,391	\$2,583,823	\$290,568
Total Literature Production & Distribution without IRAN	\$2,815,939	\$2,502,862	\$313,077
WORLD SERVICE CONFERENCE SUPPORT			
FIXED OPERATIONAL EXPENSES			
PUBLICATIONS	\$55,537	\$25,000	\$30,537
WORLD SERVICE CONFERENCE BIENNIAL MEETING	510,925	485,000	25,925
WORLD BOARD	267,329	240,000	27,329
HUMAN RESOURCE PANEL	27,602	13,135	14,467
WSC CO-FACILITATOR	4,127	5,000	(873)
ACCOUNTING	10,660	10,759	(99)
PERSONNEL (Includes amount budgeted to variable projects)	753,059	729,890	23,169
OVERHEAD	388,493	342,717	45,776
TECHNOLOGY	72,324	62,072	10,252
Subtotal	\$2,090,056	\$1,913,573	\$176,483
VARIABLE OPERATIONAL EXPENSES			
SERVICE SYSTEM	4,329	50,000	(45,671)
BOOK LENGTH PIECE - TRADITIONS	21,746	35,000	(13,254)
MEMBER EXPERIENCE PROJECT	0	2,000	(2,000)
FINISHED WSC PROJECTS	2,585	0	2,585
Subtotal	\$28,660	\$87,000	(\$58,340)
Total World Service Conference Support	\$2,118,716	\$2,000,573	\$118,143



Narcotics Anonymous World Services Consolidated Statement of Activities

Income Statement – For the Twelve Months Ending 30 June 2014

	YTD ACTUAL	YTD BUDGET	VARIANCE
FELLOWSHIP DEVELOPMENT			
FIXED OPERATIONAL EXPENSES			
PUBLICATIONS	\$77,353	\$94,245	(\$16,892)
FELLOWSHIP SUPPORT	192,413	80,000	112,413
PUBLIC RELATIONS	95,614	64,685	30,929
DEVELOPMENTAL LITERATURE	291,279	375,212	(83,933)
ARCHIVES & INFORMATION MANAGEMENT	0	0	0
ACCOUNTING	15,866	17,014	(1,148)
PERSONNEL (Includes amount budgeted to variable projects)	1,120,832	1,154,245	(33,413)
OVERHEAD	579,271	541,970	37,301
TECHNOLOGY	107,645	98,161	9,484
Subtotal	\$2,480,273	\$2,425,532	\$54,741
VARIABLE OPERATIONAL EXPENSES			
PUBLIC RELATIONS ROUNDTABLE	\$19	\$16,000	(\$15,981)
Subtotal	\$19	\$16,000	(\$15,981)
Total Fellowship Development	\$2,480,292	\$2,441,532	\$38,760
EVENTS			
FIXED OPERATIONAL EXPENSES			
FUTURE (AND PRIOR) CONVENTIONS	\$29,274	\$24,032	\$5,242
LEGAL	0	0	0
ACCOUNTING	5,702	4,754	948
PERSONNEL (Includes amount budgeted to variable projects)	402,799	322,510	80,289
OVERHEAD	218,398	151,433	66,965
TECHNOLOGY	38,685	27,427	11,258
Total Events (Not including WCNA)	\$694,858	\$530,156	\$164,702
TOTAL EXPENSE (Not inc. WCNA)	\$8,168,257	\$7,556,084	\$612,173
TOTAL EXPENSE (Not inc. IRAN)	\$8,109,805	\$7,475,123	\$634,682
EXCESS REV/EXP (Not inc. WCNA)	\$438,556	\$320,225	\$118,331
EXCESS REV/EXP (Not inc. IRAN)	\$259,165	\$954	\$258,211



Narcotics Anonymous World Services Consolidated Statement of Activities

Income Statement – For the Twelve Months Ending 30 June 2014

	<u>YTD ACTUAL</u>	<u>YTD BUDGET</u>	<u>VARIANCE</u>
EVENT SPECIFIC			
EVENT SPECIFIC INCOME			
WCNA-35 INCOME			
REGISTRATION	\$1,565,032	\$1,135,156	\$429,876
SPECIAL EVENTS	620,025	483,270	136,755
NEWCOMER DONATIONS	25,132	0	25,132
MERCHANDISE	741,133	617,584	123,549
OTHER SALES	40,414	28,000	12,414
REBATES	91,033	43,680	47,353
Total Event Specific Income	\$3,082,769	\$2,307,690	\$775,079
EVENT SPECIFIC EXPENSE			
WCNA-35 EXPENSE			
REGISTRATION	\$372,635	\$372,022	\$613
SPECIAL EVENTS	618,965	420,732	198,233
PROGRAM	200,820	285,490	(84,670)
MERCHANDISE	794,104	551,010	243,094
FACILITIES	326,835	174,732	152,103
SUPPORT COMMITTEE	23,609	11,225	12,384
ADMINISTRATION	153,644	209,902	(56,258)
CONVENTION LABOR REQUIREMENTS	358,823	0	358,823
Total Event Specific Expense	\$2,849,435	\$2,025,113	\$824,322
Total Event Specific Excess Revenue/Expense	\$233,334	\$282,577	(\$49,243)
INCREASE (DECREASE) NET ASSETS	\$671,890	\$602,802	\$69,088
INCREASE (DECREASE) without IRAN	\$492,499	\$283,531	\$208,968



MKA MILLER KAPLAN ARASE LLP

CERTIFIED PUBLIC ACCOUNTANTS SINCE 1941

INDEPENDENT AUDITORS' REPORT

To the World Board of
Narcotics Anonymous World Services, Inc.

Report on the Financial Statements

We have audited the accompanying consolidated financial statements of Narcotics Anonymous World Services, Inc. (a nonprofit organization), which comprise the consolidated statements of financial position as of June 30, 2014, 2013 and 2012, and the related consolidated statements of activities, functional expenses and cash flows for the years then ended, and the related notes to the consolidated financial statements.

Management's Responsibility for the Financial Statements

Management is responsible for the preparation and fair presentation of these consolidated financial statements in accordance with accounting principles generally accepted in the United States of America; this includes the design, implementation, and maintenance of internal control relevant to the preparation and fair presentation of financial statements that are free from material misstatement, whether due to fraud or error.

Auditor's Responsibility

Our responsibility is to express an opinion on these consolidated financial statements based on our audits. We did not audit the financial statements of Payam Omega (the official business name of the Iran service office) which statements reflect total assets of \$679,842, \$556,654 and \$580,651 as of June 30, 2014, 2013 and 2012, respectively, and total revenues of \$237,842, \$289,764 and \$193,820, respectively, for the years then ended. Those statements were audited by other auditors whose report has been furnished to us, and our opinion, insofar as it relates to the amounts included for Payam Omega, is based solely on the report of the other auditors. We conducted our audits in accordance with auditing standards generally accepted in the United States of America. Those standards require that we plan and perform the audit to obtain reasonable assurance about whether the consolidated financial statements are free from material misstatement.

An audit involves performing procedures to obtain audit evidence about the amounts and disclosures in the financial statements. The procedures selected depend on the auditor's judgment, including the assessment of the risks of material misstatement of the financial statements, whether due to fraud or error. In making those risk assessments, the auditor considers internal control relevant to the entity's preparation and fair presentation of the financial statements in order to design audit procedures that are appropriate in the circumstances, but not for the purpose of expressing an opinion on the effectiveness of the entity's internal control. Accordingly, we express no such opinion. An audit also includes evaluating the appropriateness of accounting policies used and the reasonableness of significant accounting estimates made by management, as well as evaluating the overall presentation of the consolidated financial statements.

Mannon Kaplan, CPA
George Nadel Rivin, CPA
Edwin Kanemaru, CPA
Kenneth R. Holmer, CPA
Douglas S. Waite, CPA
Donald G. Garrett, CPA
Catherine C. Gardner, CPA
Jeffrey L. Goss, CPA
Richard DeFronzo, JD
Joanna Bolsky, CPA
Ronald D. Chandler, CPA
Michael G. Kaplan, CPA
Michael J. Quackenbush, CPA
Edmond Avanes, CPA
Crane Curran, CPA
Brian J. Harris, CPA
Gregory E. Klein, CPA
Andrew B. Koski, MBA
Grant K. Miller, CPA
Barbara Kogen, CPA
Kami B. Cohen, CPA
Kelly W. Fox, CPA
Andrew M. Rosen, CPA

Stanley L. Miller, CPA (1921-95)
Paul Arase, CPA (Retired)

Los Angeles
4123 Lankershim Boulevard
North Hollywood, CA 91602
Tel: 818.769.2010

San Francisco
44 Montgomery Street
Suite 3701
San Francisco, CA 94104
Tel: 415.956.3600

Seattle
1700 7th Avenue
Suite 2100
Seattle, WA 98101
Tel: 206.826.7180

Portland
1200 NW Marshall Street
Suite 812
Portland, OR 97209
Tel: 971.255.0546

Las Vegas
330 East Warm Springs Road
Las Vegas, NV 89119
Tel: 702.315.4213

an independent member of
BAKER TILLY
INTERNATIONAL



To the World Board of
Narcotics Anonymous World Services, Inc.

We believe that the audit evidence obtained is sufficient and appropriate to provide a basis for our audit opinion.

Opinion

The opinion of the other auditors on the June 30, 2012 financial statements of Payam Omega was qualified because they were not able to obtain information to support inventory in the amount of \$317,021, as of June 30, 2012.

In our opinion, based on our audits and the report of the other auditors, except for the effects of such adjustments, if any, as might have been determined to be necessary had the other auditors been able to satisfy themselves as to Payam Omega's inventory as of June 30, 2012, the consolidated financial statements referred to in the first paragraph present fairly, in all material respects, the financial position of Narcotics Anonymous World Services, Inc. as of June 30, 2014, 2013 and 2012 and the changes in its net assets and its cash flows for the years then ended in accordance with accounting principles generally accepted in the United States of America.

MILLER KAPLAN ARASE LLP

North Hollywood, California

January 13, 2015



**Narcotics Anonymous World Services
Consolidated Statement of Financial Position
Exhibit A**

Assets	30-Jun-14	30-Jun-13	30-Jun-12
Current assets:			
Cash and cash equivalents	\$ 3,093,528	\$ 3,393,976	\$ 1,745,407
Investments - at fair value	384,538	384,596	385,014
Accounts receivable (net of allowance for uncollectible accounts of \$95,788, \$202,939, and \$116,848 respectively)	554,604	666,946	854,032
Publication inventory	1,179,195	1,164,964	1,190,730
Prepaid expenses	111,449	161,229	175,106
Total current assets	5,323,314	5,771,711	4,350,289
Property and equipment:			
Furniture and equipment	1,505,997	1,353,875	1,244,327
Leasehold improvements	969,769	934,600	911,641
	2,475,766	2,288,475	2,155,968
Less: accumulated depreciation and amortization	(2,197,152)	(2,080,417)	(1,984,515)
Total property and equipment - net	2,475,766	208,058	2,155,968
Other assets:			
Deposits	39,886	619,812	1,547
Trademarks, software and copyrights (net of accumulated amortization of \$1,496,529, \$1,388,263, and \$1,306,064, respectively)	576,210	381,496	372,584
Total other assets	616,096	1,001,308	374,131
Total assets	\$ 8,415,176	\$ 6,981,077	\$ 6,880,388
 Liabilities and net assets			
Liabilities:			
Accounts payable	\$ 257,270	\$ 361,137	\$ 232,545
Accrued salaries, vacation and tax withholdings payable	218,450	185,056	181,832
Deferred convention revenue	-	1,364,469	-
Total Liabilities	475,720	1,910,662	414,377
Unrestricted net assets	5,742,304	5,070,415	4,481,496
Total liabilities and net assets	\$ 6,218,024	\$ 6,981,077	\$ 4,895,873

See accompanying notes to consolidated financial statements.



**Narcotics Anonymous World Services
Consolidated Statement of Activities
Exhibit B**

	Year Ended		
	30-Jun-14	30-Jun-13	30-Jun-12
Revenues, gains and other support:			
Sales of publications and program materials	\$ 9,980,462	\$ 9,571,594	\$ 8,581,430
Less discounts and cost of sales	<u>3,073,538</u>	<u>2,950,660</u>	<u>2,728,994</u>
Net sales of publications & program materials	6,906,924	6,620,934	5,852,436
Convention registration and other revenue	3,107,869	1,955	2,289,962
Fellowship contributions	784,472	747,356	666,859
Interest	8,168	5,258	6,740
Other	<u>28,086</u>	<u>26,107</u>	<u>21,626</u>
Total revenues, gains and other support	<u>10,835,519</u>	<u>7,401,610</u>	<u>8,837,623</u>
Expenses:			
Literature production and distribution	1,958,372	1,878,441	1,782,607
World Service Conference support	2,053,341	1,437,199	1,865,871
Fellowship development	2,448,236	2,686,714	2,410,404
Events	<u>3,480,679</u>	<u>622,036</u>	<u>2,622,418</u>
	9,940,628	6,624,390	8,681,300
Depreciation and amortization	223,002	188,301	150,334
Loss on disposal of fixed assets	<u>-</u>	<u>-</u>	<u>4,529</u>
	223,002	188,301	154,863
Total expenses	<u>10,163,630</u>	<u>6,812,691</u>	<u>8,836,163</u>
Change in net assets	671,889	588,919	1,460
Unrestricted net assets:			
Beginning of year	<u>5,070,415</u>	<u>4,481,496</u>	<u>4,480,036</u>
End of year	<u>\$ 5,742,304</u>	<u>\$ 5,070,415</u>	<u>\$ 4,481,496</u>

See accompanying notes to consolidated financial statements.



**Narcotics Anonymous World Services
Consolidated Statement of Functional Expenses
Exhibit C-1**

Year Ended 30 June 2014

	Literature Production and Distribution	World Service Conference Support	Fellowship Development	Events	Total
Expenses:					
Salaries, wages and payroll taxes	\$986,722	\$606,129	\$958,530	\$321,184	\$2,872,565
Employee health benefits	158,685	97,477	154,150	43,071	453,383
Retirement contribution	26,714	16,410	25,951	7,251	76,326
Contract labor	24,969	15,338	24,256	6,777	71,340
Convention expense	-	-	-	2,903,544	2,903,544
Occupancy	244,933	150,459	237,935	66,482	699,809
Travel	1,266	4,904	1,776	1,125	9,071
Conferences	-	560,281	-	-	560,281
Worldwide workshops	-	-	132,149	-	132,149
Telephone	30,589	18,790	29,715	8,303	87,397
Postage	8,291	6,130	8,055	13,912	36,388
Office expense	30,872	19,853	29,990	8,380	89,095
Professional fees	118,502	27,022	42,732	11,940	200,196
Equipment leases	180,350	110,787	175,198	48,952	515,287
Computer expense	97,957	60,174	95,159	26,588	279,878
Insurance	23,220	14,264	22,556	6,302	66,342
Developmental literature	-	-	38,895	-	38,895
Free publications	-	55,538	77,353	-	132,891
Free literature	-	-	208,465	-	208,465
Currency conversion	-	-	4,896	-	4,896
Public relations	-	-	95,614	-	95,614
Workgroups	370	7,141	378	100	7,989
World Board	-	267,329	-	-	267,329
Fellowship assistance	-	-	60,265	-	60,265
Website expense	19,168	11,775	18,620	5,203	54,766
Other operating expenses	5,764	3,540	5,598	1,565	16,467
	<u>1,958,372</u>	<u>2,053,341</u>	<u>2,448,236</u>	<u>3,480,679</u>	<u>9,940,628</u>
Depreciation and amortization	78,051	47,945	75,821	21,185	223,002
Total expenses	<u><u>\$2,036,423</u></u>	<u><u>\$2,101,286</u></u>	<u><u>\$2,524,057</u></u>	<u><u>\$3,501,864</u></u>	<u><u>\$10,163,630</u></u>

See accompanying notes to consolidated financial statements.



Narcotics Anonymous World Services
Consolidated Statement of Functional Expenses
Exhibit C-2

Year Ended 30 June 2013

	Literature Production and Distribution	World Service Conference Support	Fellowship Development	Events	Total
Expenses:					
Salaries, wages and payroll taxes	\$934,187	\$573,858	\$907,496	\$295,860	\$2,711,401
Employee health benefits	149,544	91,863	145,271	40,591	427,269
Retirement contribution	24,846	15,262	24,136	6,744	70,988
Contract labor	16,989	10,436	16,504	4,611	48,540
Convention expense	-	-	-	91,638	91,638
Occupancy	230,517	141,603	223,931	62,569	658,620
Travel	469	563	455	289	1,776
Conferences	-	30,307	-	-	30,307
Worldwide workshops	-	-	147,835	-	147,835
Telephone	35,134	21,583	34,131	9,536	100,384
Postage	17,218	10,866	16,726	6,009	50,819
Office expense	27,950	17,169	27,151	7,586	79,856
Professional fees	111,044	26,253	41,516	11,600	190,413
Equipment leases	176,528	108,439	171,485	47,915	504,367
Computer expense	78,661	48,320	76,414	21,351	224,746
Insurance	24,112	14,810	23,422	6,545	68,889
Developmental literature	-	-	62,992	-	62,992
Free publications	-	19,590	78,057	-	97,647
Free literature	38	23	301,730	10	301,801
Currency conversion	-	-	157,949	-	157,949
Public relations	-	-	59,920	-	59,920
Workgroups	17,380	13,641	892	-	31,913
World Board	-	271,836	-	-	271,836
Fellowship assistance	-	-	135,844	-	135,844
Website expense	23,082	14,178	22,422	6,265	65,947
Other operating expenses	10,742	6,599	10,435	2,917	30,693
	<u>1,878,441</u>	<u>1,437,199</u>	<u>2,686,714</u>	<u>622,036</u>	<u>6,624,390</u>
Depreciation and amortization	65,905	40,485	64,022	17,889	188,301
Total expenses	<u><u>\$1,944,346</u></u>	<u><u>\$1,477,684</u></u>	<u><u>\$2,750,736</u></u>	<u><u>\$639,925</u></u>	<u><u>\$6,812,691</u></u>

See accompanying notes to consolidated financial statements.



**Narcotics Anonymous World Services
Consolidated Statement of Functional Expenses
Exhibit C-3**

Year Ended 30 June 2012

	Literature Production and Distribution	World Service Conference Support	Fellowship Development	Events	Total
Expenses:					
Salaries, wages and payroll taxes	\$970,220	\$627,790	\$970,220	\$336,888	\$2,905,118
Employee health benefits	131,903	85,349	131,903	38,794	387,949
Retirement contribution	22,775	14,736	22,775	6,698	66,984
Contract labor	2,047	1,326	2,047	602	6,022
Convention expense	-	-	-	2,061,836	2,061,836
Occupancy	221,474	143,306	221,474	65,139	651,393
Travel	1,091	2,958	1,207	321	5,577
Conferences	-	478,344	-	-	478,344
Worldwide workshops	-	-	98,177	-	98,177
Telephone	32,741	21,185	32,741	9,630	96,297
Postage	5,778	4,570	6,518	5,991	22,857
Office expense	31,879	20,628	31,880	9,376	93,763
Professional fees	85,738	15,893	24,561	7,224	133,416
Equipment leases	145,072	93,871	145,072	42,669	426,684
Computer expense	68,583	47,455	68,583	20,171	204,792
Insurance	20,650	13,361	20,650	6,074	60,735
Interest expense	1,092	706	1,092	321	3,211
Developmental literature	-	-	58,083	-	58,083
Free publications	-	22,155	70,004	-	92,159
Free literature	-	-	210,209	-	210,209
Currency conversion	-	-	70,266	-	70,266
Public relations	-	-	58,292	-	58,292
Workgroups	5,239	5,773	69	-	11,081
World Board	-	242,961	-	-	242,961
Fellowship assistance	-	-	128,256	-	128,256
Website expense	26,886	17,397	26,886	7,908	79,077
Other operating expenses	9,439	6,107	9,439	2,776	27,761
	<u>1,782,607</u>	<u>1,865,871</u>	<u>2,410,404</u>	<u>2,622,418</u>	<u>8,681,300</u>
Depreciation and amortization	51,114	33,073	51,114	15,033	150,334
Loss on disposal	1,540	996	1,540	453	4,529
Total expenses	<u><u>\$1,835,261</u></u>	<u><u>\$1,899,940</u></u>	<u><u>\$2,463,058</u></u>	<u><u>\$2,637,904</u></u>	<u><u>\$8,836,163</u></u>

See accompanying notes to consolidated financial statements.



Narcotics Anonymous World Services

Consolidated Statement of Cash Flows

Exhibit D

	Year Ended		
	30-Jun-14	30-Jun-13	30-Jun-12
Cash flows from operating activities:			
Change in net assets	\$671,889	\$588,919	\$1,460
Adjustment to reconcile change in net assets to net cash provided (used) by operating activities:			
Depreciation and amortization	223,002	188,301	150,334
Loss on disposal of fixed assets	-	-	4,529
(Increase) decrease in assets:			
Accounts receivable	112,342	187,086	219,664
Publication inventory	(14,231)	25,766	187,712
Prepaid expenses	49,780	13,877	45,139
Deposits	579,926	(618,265)	427,989
Increase (decrease) in liabilities:			
Accounts payable	(103,867)	128,592	(506,651)
Accrued salaries and withholdings payable	33,394	3,224	(39,708)
Deferred convention revenue	(1,364,469)	1,364,469	(1,200,624)
Net cash provided (used) by operating activities	<u>187,766</u>	<u>1,881,969</u>	<u>(710,156)</u>
Cash flows from investing activities:			
Purchases of investments	(445,158)	(443,190)	(441,095)
Proceeds from the sale of investments	445,216	443,608	442,154
Purchases of furniture and equipment	(150,536)	(120,089)	(71,007)
Purchases of leasehold improvements	(34,757)	(22,618)	(22,130)
Payments to secure copyrights and trademarks and purchase software	<u>(302,979)</u>	<u>(91,111)</u>	<u>(100,313)</u>
Net cash provided (used) by investing activities	<u>(488,214)</u>	<u>(233,400)</u>	<u>(192,391)</u>
Net increase (decrease) in cash and cash equivalents	(300,448)	1,648,569	(902,547)
Cash and cash equivalents:			
Beginning of year	<u>3,393,976</u>	<u>1,745,407</u>	<u>2,647,954</u>
End of year	<u><u>\$3,093,528</u></u>	<u><u>\$3,393,976</u></u>	<u><u>\$1,745,407</u></u>

Supplemental disclosures of cash flow information:

Interest paid during the years ended 30 June 2014, 2013, and 2012 amounted to \$0, \$0, and \$3,211, respectively.

See accompanying notes to consolidated financial statements.



Notes to Consolidated Financial Statement

Independent Auditors' Report Years Ended June 2014, 2013, and 2012

NOTE 1 – ORGANIZATION AND NATURE OF ACTIVITIES

Narcotics Anonymous World Services, Inc. (NAWS) was incorporated on 25 January 25 1977 and is headquartered in Chatsworth, California. In addition, NAWS operates literature distribution facilities in India, Toronto, Canada and offices in Brussels, Belgium, and Iran. NAWS' Iranian service office is known as Payam Omega. NAWS is a not-for-profit organization that provides communications and information for the Fellowship of Narcotics Anonymous (NA). NAWS achieves its purpose by maintaining correspondence with NA groups and service committees, by printing and distributing World Services Conference (WSC) approved literature, and by maintaining the archives and files of NA.

In 1993, NA established the Fellowship Intellectual Property Trust (the Trust). The Trust was established for the purpose of holding and administering all recovery material and other intellectual properties of NA. The Trust is included in the consolidated financial statements of NAWS as a result of common control.

NAWS is exempt from income tax under Section 501(c)(3) of the Internal Revenue Code and under the California Revenue and Taxation Code. The Trust is also exempt under the applicable Internal Revenue Code and comparable California Revenue and Taxation Code. In addition, the Internal Revenue Service has determined that NAWS and the Trust are not private foundations within the meaning of Section 509(a) of the Internal Revenue Code. Therefore, no provision for federal and state income taxes was made for either NAWS or the Trust.

NOTE 2 - SUMMARY OF SIGNIFICANT ACCOUNTING POLICIES

A. Consolidation Policy and Basis of Accounting

The accompanying consolidated financial statements include the accounts of NAWS and the Trust. Significant intercompany balances and transactions are eliminated in consolidation. The consolidated financial statements are prepared on the accrual basis of accounting.

B. Financial Statement Presentation

Under US Generally Accepted Accounting Principles (GAAP) not-for-profit organizations are required to report information regarding financial position and activities according to three classes of net assets: unrestricted net assets, temporarily restricted net assets and permanently restricted net assets. As of 30 June 2014, 2013, and 2012, NAWS held no temporarily or permanently restricted net assets.

C. Cash and Cash Equivalents

NAWS considers all funds held in checking, savings and money market accounts to be cash and cash equivalents. Short-term investments with initial maturities of 90 days or less are also considered cash equivalent.

D. Investments

NAWS investments are reported at fair value. Investments include certificates of deposit, equities and government securities. See Note 5.

E. Publication Inventory

Publications and other items held for resale are included in inventory and are carried at the lower of cost or market, with cost determined by the first-in, first-out method.



NOTE 2 – SUMMARY OF SIGNIFICANT ACCOUNTING POLICIES (Continued)

E. Property and Equipment

Leasehold improvements and furniture and equipment are stated at cost. Major additions are capitalized while replacements, maintenance and repairs that do not improve or extend the useful life of the asset are expensed. Depreciation and amortization are computed using the straight-line method over the estimated useful lives of the related assets, which are as follows:

Leasehold improvements	5 years
Furniture and equipment	5 - 10 years

Depreciation and amortization expense for the years ended 30 June 2014, 2013, and 2012 amounted to \$114,736, \$106,103 and \$67,633, respectively.

G. Trademarks and Copyrights

The cost of acquiring and defending copyrights and trademarks is capitalized and is amortized over the approximate economic life of the copyright or trademark, which is estimated to be ten years. The cost of computer software is also capitalized and amortized over a period of seven years. Amortization expense for the years ended 30 June 2014, 2013, and 2012 amounted to \$108,266, \$82,198 and \$82,701, respectively.

H. Accounts Receivable and Allowance for Doubtful Accounts

Accounts receivable are reported net of an allowance for doubtful accounts. The allowance is based on management's estimate of the amount of receivables that will actually be collected. Management estimates uncollectible accounts based on the age of the receivable and other factors.

I. Translation of Foreign Financial Statements

Financial operations in Canada, Europe and the Middle East are translated throughout the year to United States dollars. Gains or losses resulting from translating foreign currency financial statements are recorded in the consolidated statements of activities.

J. Estimates

The preparation of financial statements in conformity with accounting principles generally accepted in the United States of America requires management to make estimates and assumptions that affect certain reported amounts and disclosures in the financial statements. Actual results could differ from those estimates.

K. Functional Allocation of Expenses

Based on estimates developed by management, 2014, 2013, and 2012 program service costs totaled \$9,147,266, \$6,131,422 and \$7,952,546, management and general costs totaled \$1,016,364, \$681,269 and \$883,617, respectively.

L. Tax Status

NAWS has adopted guidance on accounting for uncertainty in income taxes issued by the Financial Accounting Standards Board. Management believes that NAWS has taken no uncertain tax positions that require adjustment to the financial statements to comply with the provisions of this guidance. Timely filed information returns for years subsequent to the year ended 30 June 2010 (2009 for state returns) are subject to examination by authorities.

M. Reclassifications

Certain amounts in the FYE 30 June 2012 and 2013 financial statements have been reclassified to conform to the 2014 presentation.



NOTE 3 – RETIREMENT PLAN

NAWS maintains a qualified defined contribution retirement plan, which covers all employees. Under the terms of the plan, employees may elect to contribute pre-tax earnings up to the maximum allowable amount. NAWS matches deferrals of up to 5% of compensation based on the employee's number of years of service. NAWS contributions totaled \$76,326, \$70,988 and \$66,984 for the years ended 30 June 2014, 2013, and 2012, respectively.

NOTE 4 – OPERATING AND CAPITAL LEASES

NAWS has entered into various capital lease agreements for the use of office equipment and facilities. The following is a schedule of future minimum rental payments required under operating leases that have initial or remaining non-cancelable lease terms in excess of one year as of 30 June 2014:

Year ending 30 June	
2015	\$911,214
2016	598,450
2017	391,840
2018	216,912
2019	164,415
Thereafter	<u>3,462</u>
Total minimum payments required	<u>\$2,286,293</u>

Total payments made under the leases during the years ended 30 June 2014, 2013, and 2012 were \$998,575, \$929,671 and \$720,697, respectively.

NOTE 5 - INVESTMENTS

GAAP establishes a fair value hierarchy that prioritizes valuation inputs into three levels based on the extent to which inputs used in measuring fair value are observable in the market:

Level 1 – Inputs are quoted prices in an active market.

Level 2 – Inputs are quoted prices for similar instruments and model-based valuation techniques for which all significant assumptions are observable in the market or can be corroborated by observable market data.

Level 3 – Inputs are generally unobservable and typically reflect management's estimates of assumptions that market participants would use in pricing the asset or liability.

The following tables summarize investments based on the inputs used to value them:



The following tables reconcile the beginning and ending fair value of the Plan's Level 3 investments:

	<u>30 June 2014</u>			
	Level 1	Level 2	Level 3	Total
Certificates of Deposit	\$ –	\$ –	\$373,516	\$373,516
US Government and Government Agency obligations	–	3,892	–	3,892
Equities	7,130	–	–	7,130
	<u>\$ 7,130</u>	<u>\$ 3,892</u>	<u>\$ 373,516</u>	<u>\$ 384,538</u>

	<u>30 June 2013</u>			
	Level 1	Level 2	Level 3	Total
Certificates of Deposit	\$ –	\$ –	\$373,000	\$373,000
US Government and Government Agency obligations	–	5,756	–	5,756
Equities	5,840	–	–	5,850
	<u>\$ 5,850</u>	<u>\$ 5,756</u>	<u>\$ 373,000</u>	<u>\$ 384,596</u>

	<u>30 June 2012</u>			
	Level 1	Level 2	Level 3	Total
Certificates of Deposit	\$ –	\$ –	\$372,390	\$372,390
US Government and Government Agency obligations	–	7,863	–	7,863
Equities	4,761	–	–	4,761
	<u>\$ 4,761</u>	<u>\$ 7,863</u>	<u>\$ 372,390</u>	<u>\$ 385,014</u>

Level 1 investments comprise equities traded daily on an active exchange. Level 2 investments consist of government obligations valued based on trade prices for similar securities. Level 3 investments are certificates of deposit reported at cost, which approximates fair value.

The following table reconciles the beginning and ending fair value of the Plan's Level 3 investments:

	<u>Year Ended</u>		
	30 June 2014	30 June 2013	30 June 2012
Balance, 1 July	\$ 373,000	\$ 372,390	372,105
Purchases/Accrued Interest	444,068	442,824	440,479
Sales/Maturities	(443,552)	(442,214)	(440,194)
Balance, 30 June	<u>\$ 373,516</u>	<u>\$ 373,000</u>	<u>372,390</u>

NOTE 6 - CONCENTRATIONS OF CREDIT RISK

NAWS places its cash and cash equivalents with high quality financial institutions. Cash in US banks is covered by the Federal Deposit Insurance Corporation (FDIC) up to \$250,000 per bank. Cash in Canadian accounts is insured up to \$100,000 (Canadian) per bank. At 30 June 2014, deposits in US institutions exceeded insurance limits by \$825,661 and deposits in Canadian banks exceeded insurance limits by \$147,489. Cash in other foreign accounts is not insured by the FDIC and totaled approximately \$506,000 as of 30 June 2014.

Assets reported in the statement of financial position as of 30 June 2014 include cash of approximately \$365,000 and publication inventory of approximately \$310,000 at Payam Omega. Due to current relations between Iran and the United States, it is unlikely that NAWS could transfer such assets out of Iran; accordingly their use is limited to Iranian operations.

NOTE 7 - EMPLOYMENT CONTRACT

NAWS has entered into an employment agreement with its Executive Director. The agreement provides for compensation and benefits and expires on 31 December 2018. Should the agreement be terminated by NAWS, certain amounts would be payable to the Executive Director as defined in the agreement.

NOTE 8 - SUBSEQUENT EVENTS

Management has evaluated subsequent events through 13 January 2015, the date these financial statements were available to be issued. There were no material subsequent events that require recognition or additional disclosure in these financial statements.

Invest in Our Vision

With each edition of the annual report, we provide a detailed list of the contributions that members, groups, and service committees have sent to us during the fiscal year. We organize the contributions by region for easy reference. Looking at the contribution figures as compared to the total expenses for fellowship services gives us a snapshot view of how far these fellowship contributions go in paying for the services we provide for and on behalf of our worldwide Fellowship.

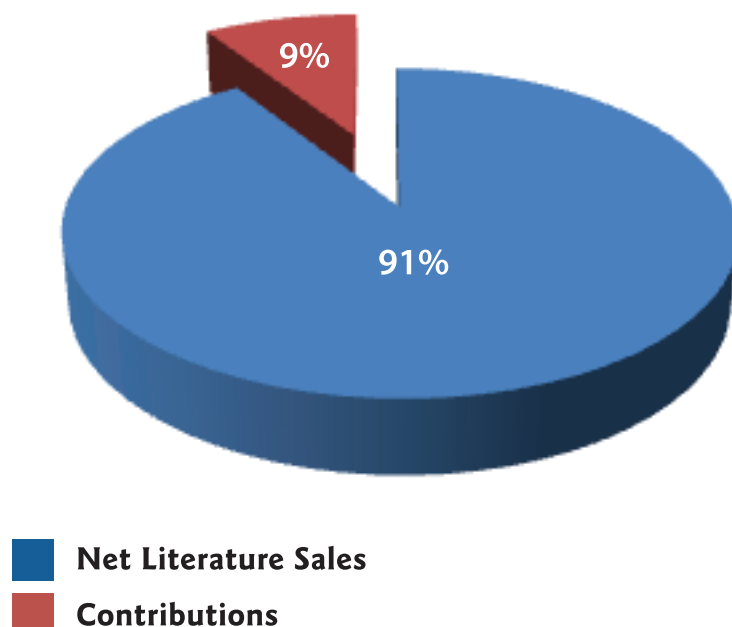
As most of our members understand, the fact that NA World Services must operate as a business does not change the spiritual nature of our goals as an organization. This is supported by the approval of A Vision for NA Service at WSC 2010. While some organizations respond to the ongoing challenges posed by the global economic climate by cutting the level of services provided, the continued pursuit of our vision means continuing to provide the highest level of services we can.

As the following charts indicate, we have been able to make modest cuts without a serious reduction in the services we provide to the Fellowship. The unfortunate reality is that we are not able to calculate the overall loss the Fellowship sustains when we are unable to provide workshops for a developing NA community or when we are unable to have a presence at a public relations event. In some cases we

are able to rely on local members to step up and fill those roles in our absence, but other times these unattended events simply represent missed opportunities. The coming year will include the rather considerable expenses associated with holding the world convention. The convention is another area where we have considered ways to reduce expenses as much as possible, but the costs of holding an event of this type can only be reduced so much.

The following table shows the total contributions we have received per group in recent years, as compared to the cost per group of services we pro-

Income by Source





vide (i.e., WSC support and fellowship development expenses). These figures are meant to provide an idea of what it would take for our fellowship services to be funded entirely by Fellowship contributions. With the size of the Iranian NA community and the current political situation that makes contributions difficult, we are also offering the figures with Iran removed from the equation .

Annual WSC & Fellowship Development Expenses and Total Weekly Meetings Worldwide

Fiscal Year	2011	2012	2013	2013 w/out Iran	2014	2014 w/out Iran
Number of meetings worldwide (approx.)	58,039	61,888	61,888	43,693	63,000	44,800
Total contributions received from meetings worldwide	\$741,994	\$666,860	\$747,356	\$747,356	\$784,472	\$781,472
Annual contributions received per meeting worldwide	\$12.78	\$10.78	\$12.08	\$17.10	\$12.45	\$17.55
Cost to fund fellowship services (WSC support and fellowship development)	\$3,940,012	\$4,611,670	\$4,269,448	\$4,269,448	\$4,698,545	\$4,698,545
Dollars needed annually per meeting worldwide to cover fellowship services	\$67.89	\$74.52	\$68.99	\$97.71	\$74.58	\$104.88
Percentage of expenses currently covered by fellowship contributions	18.8%	14.5%	17.5%	17.5%	16.7%	16.6%

About half of our Fellowship is concentrated in the US and Canada, but just over 70 percent of our contributions come from NA groups and service bodies in that part of the world. Less than five years ago, the US and Canada were responsible for 85 percent of total contributions. Our heartfelt thanks to the many communities around the world who are helping to change this reality.

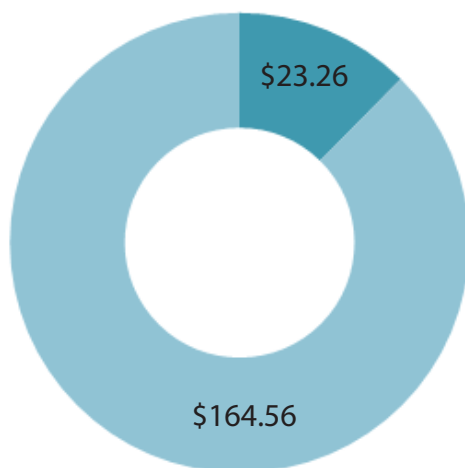
As our subsidized literature trends show, many NA communities outside of North America are still in early developmental stages, or exist in places where the economic conditions prevent the possibility of making substantial financial contributions to the global Fellowship anytime in the near future. With that in mind, we also provide figures regarding what it would take for groups in US/Canada to fully fund the services provided directly to the Fellowship by NAWs each year. These figures are noticeably higher than those for the number of groups worldwide, but when broken down to a monthly figure, this would amount to each group in the US and Canada contributing \$164.56 annually, or just under \$14 monthly, to NA World Services. Especially for well-off groups in the US and Canada, this figure does not seem too unattainable. Indeed, in recent years we have seen an uptick in the number of contributions coming directly from NA groups, which is a fund-flow model that is not just supported by the recently updated self-support pamphlets, but is one that has been a part of Fellowship-approved NA literature since the mid-1990s.



Annual WSC & Fellowship Development Expenses and Total US/Canada Meetings

Fiscal Year	2011	2012	2013	2014
Number of groups/meetings in US and Canada (approx.)	27,883	29,097	29,097	28,552
Contributions received from US and Canada	\$601,495	\$581,554	\$531,326	\$664,046
Annual contributions received per US and Canada group/meeting	\$21.57	\$19.99	\$18.27	\$23.26
Cost to fund fellowship services (WSC support and fellowship development)	\$3,940,012	\$4,611,670	\$4,269,448	\$4,698,545
Dollars needed annually per US/Canada group/meeting to cover fellowship services	\$141.31	\$158.55	\$146.78	\$164.56
Percentage of expenses currently covered by US/Canada contributions	15.3%	12.6%	12.4%	\$14.1%

As always, we encourage other service bodies to do what we have done here: calculate the cost of delivering effective services in your area or region and report those numbers to the local NA groups. The figures will be most helpful when broken down into meaningful numbers, such as the amount of contributions needed per group, per month, to keep the local service budget solvent. By providing members information about what it takes to make these services possible, we can help them see how the money they put in the basket is an investment in our vision.



US/Canada Fellowship Support Cost per Meeting

- Actual dollars received per meeting in US & Canada**
- Required dollars to cover fellowship services from contributions per meeting**

Regional Contributions Report

		2013-2014 # of Contrib.	2013-2014 YTD Contributions	2012-2013 Contributions
ABCD Region				
3981601	ABCD REGION (NY)	12	2,168.00	1,592.29
3981402	ALBANY/RENSSELAER AREA (NY)	2	156.35	0.00
3981202	NEVER ALONE (NY)	6	172.00	0.00
3981203	STEP GROUP WEDS NITE (NY)	1	34.62	0.00
ABCD Region Total:		21	2,530.97	1,592.29
Alabama - Northwest Florida				
3011601	ALABAMA/NW FLORIDA RSC	0	0.00	3,054.00
3011401	GREATER PENSACOLA ASC	1	381.91	0.00
	INDIVIDUAL MEMBERS	1	69.40	414.05
3011219	NEW BEGINNINGS (FL)	1	26.00	0.00
3011218	REBOS GROUPS (AL)	1	50.00	100.00
Alabama - Northwest Florida Total:		4	527.31	3,568.05
Alaska Region				
3021601	ALASKA RSC (AK)	1	594.00	0.00
3021401	ANCHORAGE AREA (AK)	2	337.00	662.18
3021402	GOLDEN HEART ASC (AK)	0	0.00	193.22
3021218	ONE LIGHT GROUP (AK)	1	50.00	0.00
3021214	OUT TO LUNCH BUNCH (AK)	0	0.00	50.00
3021217	THE UNDERGROUND MEETING (AK)	0	0.00	30.00
3021216	VALLEY NA NOONERS (AK)	3	157.00	40.00
3021202	WALK YOUR TALK GROUP (AK)	6	425.00	725.00
Alaska Region Total:		13	1,563.00	1,700.40
Alsask Region				
3731601	ALSASK RSC	4	10,644.72	1,292.00
3731224	BACK TO BASICS (SK)	0	0.00	200.00
3731401	CHINOOK AREA (AB)	1	248.00	0.00
3731221	COURAGE TO CHANGE (AB)	0	0.00	300.00
3731402	EANASC (AB)	2	9,000.00	4,318.63
3731227	FIVE & DIME LIVING CLEAN (AB)	1	200.00	0.00
3731222	FORWARD BOUND GROUP (SK)	0	0.00	200.00
	INDIVIDUAL MEMBERS	0	0.00	100.00
3731223	INGLEWOOD NOONER (AB)	0	0.00	500.00
3731204	JUST FOR TODAY GROUP (AB)	0	0.00	317.00
3731226	ON THE MEND (SK)	0	0.00	112.50
3731403	PEACE AREA (AB)	2	1,986.34	3,668.99
3731225	WILLIAM (S) HOME GROUP (AB)	0	0.00	200.00
Alsask Region Total:		10	22,079.06	11,209.12
Aotearoa - New Zealand Region				
3761601	AOTEAROA/NEW ZEALAND RSC (NZ)	2	1,660.00	3,216.40
Aotearoa - New Zealand Region Total:		2	1,660.00	3,216.40
Argentina Region				
3861601	ARGENTINA RSC (ARG)	0	0.00	4,000.00
Argentina Region Total:		0	0.00	4,000.00
Arizona Region				
3031202	APACHE JUNCTION NA (AZ)	2	30.01	0.00
3031219	ARIZONA OPTIONS FOR US (AZ)	1	50.00	84.00
3031601	ARIZONA RSC (AZ)	4	26,000.00	10,000.00
3031226	CANYON De CHELLO GROUP (AZ)	10	100.00	0.00
3031406	COMITE DESERV AREA DESIERTO AZ	0	0.00	50.00
3033001	DEEP SOUTH CAMP OUT (AZ)	1	50.00	50.00
3031220	DIVERSITY (AKA GLOB) AZ	6	90.69	74.91
3031222	DYNAMITE MENS GROUP (AZ)	3	50.00	94.25
3031210	DYNAMITE RECOVERY GROUP (AZ)	7	257.50	370.00
3031225	DYNAMITE WOMEN'S GROUP (AZ)	0	0.00	145.00
3031403	EAST VALLEY AREA (AZ)	5	355.31	1,158.30
	INDIVIDUAL MEMBERS	11	480.21	278.37
3031223	IT'S TIME GROUP (AZ)	8	150.01	86.08
3033002	MACCNA INC (AZ)	1	2,332.52	0.00
3031215	MACCNA INC (AZ) USE 3033002	0	0.00	1,888.33
3031227	NA IN ANTHEM (AZ)	1	15.90	0.00
3031213	SAHUARITA SERENITY (AZ)	2	34.00	33.00



		2013-2014 # of Contrib.	2013-2014 YTD Contributions	2012-2013 Contributions
3031217	SATURDAY MORNING NA (AZ)	4	318.51	269.70
3031216	THE WAVE MEETING (AZ)	1	50.00	0.00
3031212	TURN THE PAGE GROUP (AZ)	11	407.83	311.57
Arizona Region Total:		78	28,911.91	16,754.09
Arkansas Region				
3041601	ARKANSAS RSC (AR)	2	1,855.26	0.00
3041405	FOOTHILLS UNITY AREA (AR)	7	1,746.65	1,818.33
	INDIVIDUAL MEMBERS	1	50.00	0.00
3041216	LIVING CLEAN GROUP (AR)	1	200.00	0.00
3041207	NO MATTER WHAT GROUP (AR)	0	0.00	40.00
3041406	ORACNA (AR)	1	36.47	81.54
3041201	PARAGOULD NA GROUP (AR)	0	0.00	200.00
3041203	RECOVERY IN THE DAYLIGHT (AR)	8	372.83	304.25
3041215	TOGETHER WE CAN GROUP (AR)	6	122.13	80.52
Arkansas Region Total:		26	4,383.34	2,524.64
Australia Region				
3831601	AUSTRALIAN REGION (AUS)	2	6,579.25	29,241.67
	INDIVIDUAL MEMBERS	15	660.00	690.00
3831209	NTH BEACH HOUR OF POWER (AUS)	2	78.00	0.00
3831206	PRAHRAN STEPS & TRADITIONS (AU)	2	600.00	0.00
3831208	SATURDAY LUNCHTIME NA (AUS)	3	400.00	0.00
3831207	SATURDAY TWILIGHT NA (AUS)	0	0.00	432.79
3831404	SOUTHERN SYDNEY ASC (AUS)	1	800.00	0.00
3831403	SYDNEY GREATER WEST ASC (AUS)	1	1,000.00	7,500.00
3831204	TOORAK TUESDAY NIGHT (AUS)	3	1,295.00	750.00
3833001	VICTORIA AREA CONVENTION (AUS)	0	0.00	840.00
Australia Region Total:		29	11,412.25	39,454.46
Baja-son Region				
3281401	AREA BAJA CACHANILLA (MEX)	0	0.00	70.00
3281402	AREA PUERTO ENSENADA (MEX)	1	100.00	0.00
3281405	AREA SINALOA CENTRO (MEX)	0	0.00	158.00
3281601	BAJA SON REGION (MEX)	1	100.00	0.00
3281201	GRUPO UNIVERSAL NA 2011 (MEX)	1	5.00	0.00
Baja-son Region Total:		3	205.00	228.00
Best Little Region				
3061202	12 STEPS-NEW LIFE GROUP (TX)	0	0.00	231.20
3313003	B L R C N A XXV (TX)	1	2,436.20	0.00
3061601	BEST LITTLE REGION RSC (TX)	0	0.00	728.99
3061208	NA HOPE GROUP (TX)	3	280.00	0.00
3061204	NOTHING TO FEAR GROUP (TX)	12	525.73	564.60
3061403	PANHANDLE AREA (TX)	3	289.90	75.90
3061401	UNITY AREA OF WEST TEXAS (TX)	5	250.00	50.00
Best Little Region Total:		24	3,781.83	1,650.69
Bluegrass-Appalachian Region				
30K1401	GRASS ROOTS AREA (KY)	0	0.00	250.00
	INDIVIDUAL MEMBERS	0	0.00	92.00
Bluegrass-Appalachian Region Total:		0	0.00	342.00
Brazil Region				
3821601	BRAZIL REGION	1	210.00	0.00
3821208	GRUPO DESEJO (BRA)	2	224.00	0.00
	INDIVIDUAL MEMBERS	4	162.20	949.68
Brazil Region Total:		7	596.20	949.68
British Columbia Region				
3071233	ALIVE OFF THE DRIVE (BC)	0	0.00	50.00
3071601	BRITISH COLUMBIA RSC	1	8,000.00	14,000.00
3071232	FACULTY OF RECOVERY (BC)	2	31.25	396.25
	INDIVIDUAL MEMBERS	13	690.00	100.00
3071225	LADYSMITH NA (BC)	1	25.00	25.00
3071228	NA WORDS OF WISDOM (BC)	3	154.34	152.52
3071204	NEVER TOO YOUNG GROUP (BC)	6	244.03	185.63
3071229	PRIMARY PURPOSE (BC)	0	0.00	272.11
3071231	SALT SPRING NA (BC)	3	145.00	370.00
3071406	SOUTH VANCOUVER ISLAND (BC)	3	2,233.17	777.27



		2013-2014 # of Contrib.	2013-2014 YTD Contributions	2012-2013 Contributions
3071403	STRATHCONA AREA (BC)	0	0.00	198.20
3071224	THE CLEAN LIFE (BC)	2	119.89	213.23
3071234	THE ONLY REQUIREMENT (BC)	1	125.00	0.00
British Columbia Region Total:		35	11,767.68	16,740.21
Buckeye Region				
3081601	BUCKEYE RSC (OH)	1	100.00	0.00
3081402	GREAT LAKES AREA (OH)	1	500.00	500.00
	INDIVIDUAL MEMBERS	1	35.49	0.00
3081404	STARK TUSCARAWAS AREA (OH)	4	500.00	500.00
3081403	WESTERN AREA GEN SERVICE (OH)	2	650.00	500.00
3081401	WESTERN RESERVE AREA (OH)	13	260.00	220.00
Buckeye Region Total:		22	2,045.49	1,720.00
California Inland Region				
3801208	704 MEETING (CA)	0	0.00	15.23
3801601	CALIFORNIA INLAND RSC (CA)	2	2,475.59	2,907.85
3801224	FRIDAY MORNING MTG (CAI)	1	10.00	0.00
	INDIVIDUAL MEMBERS	0	0.00	12.00
3801220	IT WORKS GROUPS (CA)	0	0.00	7.00
3801204	MANIC MONDAY GROUP (CA)	6	31.16	85.58
3801221	NEVER ALONE GROUP (CAI)	1	10.00	0.00
3801404	SOUTHWEST ASC	4	630.74	718.24
3801201	THANK GOD ITS FRIDAY MTG (CAI)	2	18.40	15.00
3801223	THURSDAY MORNING MTG (CAI)	3	20.15	0.00
3803001	UNITY DAY MEETING MBA (CA)	0	0.00	20.50
3801210	WE DO RECOVER (CA)	12	96.00	88.00
3801222	WEDNESDAY MORNING MTG (CAI)	1	6.15	0.00
California Inland Region Total:		32	3,298.19	3,869.40
California Midstate Region				
3091601	CALIFORNIA MID STATE RSC	0	0.00	1,338.62
3091215	CARING & SHARING GROUP (CMID)	2	128.30	0.00
3091401	FOOTHILL AREA (CMID)	0	0.00	7.40
3091201	FRIDAY MORN EARLY START (CMID)	0	0.00	13.63
	INDIVIDUAL MEMBERS	0	0.00	50.00
3091214	PATCH MEETING (CMID)	0	0.00	1.00
California Midstate Region Total:		2	128.30	1,410.65
Canadian Atlantic Region				
3401601	CANADIAN ATLANTIC REGION	1	645.01	2,955.41
Canadian Atlantic Region Total:		1	645.01	2,955.41
Carolina Region				
3101251	ALL KIDDING ASIDE (SC)	2	265.28	200.00
30P1223	BASIC TEXT EXPRESS (NC)	1	50.00	15.00
3101203	CLEAN AND SERENE (SC)	8	205.39	160.20
3101245	CLEAN LIVING (SC)	11	115.35	110.68
30P1242	DAY X DAY HOME GROUP (NC)	1	100.00	0.00
3101258	FORTUNE COOKIE GROUP (SC)	4	160.00	0.00
30P1246	FREEDOM THRU RECOVERY (NC)	5	510.50	569.50
3101250	GRATEFUL HEAD HOME GROUP (SC)	0	0.00	180.00
30P1405	GREATER CHARLOTTE AREA (NC)	6	301.83	0.00
30P1248	HAPPY, JOYOUS & FREE (NC)	0	0.00	30.00
	INDIVIDUAL MEMBERS	4	83.55	0.00
30P1203	JUST FOR TODAY GROUP (NC)	2	113.00	24.00
30P1406	LAKE NORMAN AREA (NC)	9	1,564.97	758.03
3101235	LITERATURE LOVERS MTG (NC)	0	0.00	10.00
3101241	MIDDLE OF THE ROAD GROUP	1	250.00	200.00
3101257	NEW BEGINNINGS (SC)	0	0.00	75.00
3101259	OPEN ARMS GROUP (SC)	1	5.00	0.00
30P1241	OVER & BEYOND GROUP OF NA	11	316.78	120.00
3101255	PHOENIX GROUP (SC)	9	59.00	63.00
3101403	SOUTH COASTAL AREA (SC)	9	158.54	149.09
3101401	SUN CITY AREA (SC)	1	312.50	0.00
30P1409	TAR ROANOKE AREA (NC)	8	1,317.75	905.70
30P1240	TUESDAY NIGHT LIVE (NC)	2	60.00	40.00



		2013-2014 # of Contrib.	2013-2014 YTD Contributions	2012-2013 Contributions
3101410	UPPER SO CAROLINA AREA (SC)	2	4,703.38	0.00
30P1249	WE DO RECOVER (NC)	1	25.00	50.00
3101232	WORTH THE RIDE GROUP (SC)	1	350.00	0.00
Carolina Region Total:		99	11,027.82	3,660.20
Cayman Islands Region				
3991275	NEW HOPE FOR CAYMAN (CI)	1	100.00	0.00
Cayman Islands Region Total:		1	100.00	0.00
Central Atlantic Region				
3541410	ALMOST HEAVEN ASC (VA)	6	367.00	611.67
3541601	CENTRAL ATLANTIC REGION (VA)	2	3,155.59	1,829.71
	INDIVIDUAL MEMBERS	12	425.00	485.00
3541222	LIVING THE PROGRAM (VA)	0	0.00	100.00
3541407	NEW DOMINION AREA (NDANA)	1	972.25	583.76
3541206	NEW VISION GROUP (VA)	4	65.00	70.00
3541403	PIEDMONT AREA (VA)	2	800.00	1,080.00
3541224	PRINCIPLES BEFORE PERSON..(VA)	1	50.00	0.00
3541225	RECOVERING RENEGADES (VA)	1	25.00	0.00
3541223	SHOW ME HOW TO LIVE (VA)	2	31.25	0.00
3541411	SOUTHSIDE AREA NA (VA)	1	318.00	0.00
3541218	SPIRITUALLY HIGH GROUP (NC)	1	20.00	0.00
3541201	SURVIVORS GROUP (VA)	3	60.00	0.00
3541220	THE WAR IS OVER GROUP (VA)	1	60.00	0.00
3541219	WE DO RECOVER (VA)	7	459.00	307.00
Central Atlantic Region Total:		44	6,808.09	5,067.14
Central California Region				
3111234	AGOURA SATURDAY NIGHT (CCAL)	0	0.00	37.76
3111239	CARPE' DIEM GROUP (SCAL)	1	6.75	0.00
3113001	CENTRAL CA CONV & EVENT (CCAL)	1	2,711.96	2,445.58
3111601	CENTRAL CALIFORNIA RSC (CCAL)	4	6,411.74	6,000.00
3111401	CENTRAL COAST AREA (CCAL)	11	349.66	278.00
3441411	CENTRAL SIERRA AREA	0	0.00	475.00
3111228	CLEAR MESSAGE GROUP (CCAL)	0	0.00	15.00
3111403	COUNTY LINE AREA (CCAL)	5	1,191.71	930.91
3111214	DESTINY GROUP LOMPOC (CCAL)	0	0.00	50.00
3111233	GIVE IT AWAY MEN'S (CCAL)	2	18.00	35.14
3111402	GOLD COAST AREA (CCAL)	12	1,338.75	1,784.50
	INDIVIDUAL MEMBERS	27	1,139.00	545.00
3111227	IT WORKS HOW & WHY (CCAL)	0	0.00	44.09
3111225	JUST FOR TODAY (CCAL)	9	157.90	0.00
3111404	KERN COUNTY AREA (CCAL)	7	500.00	700.00
3111301	KERN COUNTY WOMENS BRUNCH	1	430.00	0.00
3111236	LIVING CLEAN MEETING (CCA)	3	52.56	0.00
3111204	NEW ATTITUDES GROUP (CCAL)	1	100.00	110.77
3111224	ORCUTT RECONNECTIONS (CCAL)	0	0.00	75.00
3111220	RECOVERY HOUR (CCAL)	1	20.00	101.00
3111238	REVOLVING MONDAYS (SCAL)	1	56.00	0.00
3111405	SANTA BARBARA AREA NA (CCAL)	6	286.00	75.00
3111222	SANTA MARIA SURVIVORS (CCAL)	1	25.00	75.00
3111235	SAT MORNING DONUT MTG (CCA)	0	0.00	22.57
3111230	SAT NIGHT NO DISTRACTIONS(CCAL)	0	0.00	25.00
3111223	SPIRITUAL NOT RELIGIOUS (CCAL)	9	124.25	238.08
3111203	STAY IN THE SOLUTION (CCAL)	1	15.00	0.00
3111232	SUNDAY SPEAKER MEETING (CCAL)	0	0.00	12.50
3111231	THURSDAY NOON MEETING (CCAL)	2	200.00	100.00
3111226	TUESDAY NOON MEETING (CCAL)	2	300.00	126.00
3111229	WE'RE NOT HIGH AT NOON (CCAL)	0	0.00	80.00
Central California Region Total:		107	15,434.28	14,381.90
Chesapeake & Potomoc Regi				
3121203	ANOTHER LOOK GROUP (VA)	0	0.00	50.00
3121601	CHESAPEAKE AND POTOMAC RSC	1	305.56	0.00
	INDIVIDUAL MEMBERS	10	227.00	105.00
3121201	IT WORKS HOW & WHY GROUP (MD)	1	49.24	0.00
3121402	RAPPAHANNOCK AREA (NORVA)	0	0.00	120.00
Chesapeake & Potomoc Region Total:		12	581.80	275.00



		2013-2014 # of Contrib.	2013-2014 YTD Contributions	2012-2013 Contributions
Chicagoland Region				
3131601	CHICAGOLAND RSC (IL)	0	0.00	250.00
3131223	CLEAN START GROUP (IL)	0	0.00	21.40
3131215	HOW GROUP OF NA	0	0.00	50.00
	INDIVIDUAL MEMBERS	57	1,661.00	1,080.00
3131219	LUST FOR LIFE (IL)	3	21.00	63.00
3131216	MEDITATION ON MONDAY (IL)	6	115.00	196.00
3131212	NIGHT BEFORE CHRISTMAS (IL)	7	116.00	13.50
3131222	SERENITY KEEPERS (IL)	0	0.00	175.93
3131403	SWANA (IL)	10	151.26	585.17
3131214	WALK THIS WAY GROUP NA (IL)	0	0.00	114.00
	Chicagoland Region Total:	83	2,064.26	2,549.00
Chile Region				
30E1401	AREA ORIENTE REGION CHILE	2	670.00	150.00
	Chile Region Total:	2	670.00	150.00
Colombia Region				
3141601	COLOMBIA RSC	1	591.00	683.50
3141201	GRUPO EL CAMINO (COLUMBIA)	5	172.00	143.00
3141208	NUEVO AMANECER BOGOTA	1	129.00	0.00
	Colombia Region Total:	7	892.00	826.50
Colorado Region				
3151234	AIN'T DEAD YET (CO)	5	583.12	577.56
3151205	CLEAN & SERENE GROUP (CO)	0	0.00	136.00
3151601	COLORADO RSC	3	3,633.28	3,900.00
3151231	CRESTONE GROUP OF NA (CO)	2	35.00	20.00
3151237	DOWNTOWN ANONIMITY GRP (CO)	2	23.08	0.00
3151215	GOLDEN GROUP (CO)	0	0.00	65.44
3151239	HOPE GROUP GREELEY (CO)	7	205.85	0.00
	INDIVIDUAL MEMBERS	2	51.00	439.50
3151240	INSOMNIADICTS (CO)	1	20.40	0.00
3151241	JUST FOR THURSDAY (CO)	1	71.50	0.00
3151242	LIVING CLEAN GROUP (CO)	1	10.00	0.00
3151405	MILE HIGH AREA (CO)	1	263.00	1,390.25
3151232	NORTHERN LIGHTS GROUP (CO)	1	38.00	200.00
3151238	PALLBEARERS GROUP (CO)	5	143.10	0.00
3151208	PEACE OF FREEDOM GROUP (CO)	4	30.00	40.00
3151406	PPANA (CO)	5	287.91	196.40
3151230	PRIMARY PURPOSE (CO)	4	155.00	170.75
3151216	REALLY LAST CHANCE GROUP	1	25.00	0.00
3151235	RECOVERY AT NOON (CO)	0	0.00	67.97
3151220	ROAD TO GOLDEN RECOVERY (CO)	0	0.00	66.81
3151236	STILL AWAKE STILL DREAMING (CO)	1	35.06	40.00
3153001	UNITY DAY COLORADO	2	900.00	1,913.36
3151243	WHEN AT THE END OF... (CO)	1	72.55	0.00
	Colorado Region Total:	49	6,582.85	9,224.04
Connecticut Region				
3161213	CARRY THE MESSAGE (CT)	1	91.39	340.00
3161601	CONNECTICUT RSC	8	13,018.45	10,460.83
3163001	CT REGIONAL CONVENTION COM INC	0	0.00	7,632.71
3161401	GREATER HARTFORD\GHANA (CT)	7	1,866.61	2,453.84
	INDIVIDUAL MEMBERS	4	25,110.00	74.00
3161216	RECOVERY ON THE MOUNTAIN (CT)	1	123.59	0.00
3161215	SERENITY ON SUNDAY (CT)	6	131.28	0.00
3161203	STEPPIN THRU IT ALL GROUP (CT)	4	227.50	51.00
3161214	THRU THE STEPS GROUP (CT)	5	51.65	16.05
	Connecticut Region Total:	36	40,620.47	21,028.43
Costa Rica Region				
3951601	COSTA RICA REGION	1	350.00	0.00
3951202	VIGILANCE GROUP (COSTA RICA)	0	0.00	300.00
	Costa Rica Region Total:	1	350.00	300.00



		2013-2014 # of Contrib.	2013-2014 YTD Contributions	2012-2013 Contributions
Denmark Region				
3171601	DENMARK RSC	3	1,878.00	875.00
3171204	FREDAGSGRUPPEN (DENMARK)	1	400.00	0.00
	INDIVIDUAL MEMBERS	1	10.00	-120.00
3171202	TOGETHER WE CAN (DENMARK)	1	100.00	220.00
Denmark Region Total:		6	2,388.00	975.00
Eastern New York Region				
30A1228	EL TALLER GROUP (NY)	1	20.00	100.00
30A1234	EVEN ON SUNDAY (NY)	1	10.00	297.40
30A1213	GRUPO ESPERANZA (NY)	2	35.00	100.00
30A1222	GRUPO LIBRATAD (NY)	0	0.00	24.00
	INDIVIDUAL MEMBERS	9	126.25	0.00
30A1210	KEEP IT SIMPLE GROUP (NY)	1	20.00	0.00
30A1206	LIFE AFTER DRUGS GROUP (NY)	1	25.00	20.00
30A1404	METRO AREA HISPANA (NY)	1	1,000.00	0.00
30A1209	MONDAY TOPIC MEETING (NY)	0	0.00	6.25
30A3001	NASCOMM CORP	0	0.00	327.55
30A1402	NASSAU AREA (NY)	0	0.00	305.70
30A1237	SOLO POR HOY (NY)	1	20.00	0.00
30A1235	SUNDAY STEPS (NY)	3	86.00	0.00
30A1229	SURRENDER GROUP (NY)	0	0.00	8.32
30A1236	ULTIMATE WEAPON GROUP (NY)	1	271.00	0.00
30A3002	WORLD UNITY DAY/ SP QUEENS NY	0	0.00	15.00
Eastern New York Region Total:		21	1,613.25	1,204.22
Eastern Pennsylvania Region				
30O1601	EASTERN PENNSYLVANIA REGION	2	4,354.15	426.23
Eastern Pennsylvania Region Total:		2	4,354.15	426.23
Ecuador Region				
3931601	ECUADOR REGION	1	787.15	0.00
	INDIVIDUAL MEMBERS	1	20.00	0.00
Ecuador Region Total:		2	807.15	0.00
Egypt Region				
3991606	EGYPT REGION	2	4,500.00	1,500.00
Egypt Region Total:		2	4,500.00	1,500.00
Finland Region				
30N1601	FINLAND RSC/SUOMEN NA PALVELU	1	4,110.00	668.53
30N1205	HALUKKUIUS GROUP (FINLAND)	1	135.00	0.00
	INDIVIDUAL MEMBERS	7	478.00	63.00
30N1204	LUPA TOIPUA GROUP (FINLAND)	2	250.00	0.00
Finland Region Total:		11	4,973.00	731.53
Florida Region				
3181203	A TRAIN TO SOMEWHERE GRP (FL)	4	101.43	137.00
3181243	CLARITY IN CLERMONT (FL)	1	22.00	0.00
3181601	FLORIDA RSC	2	11,000.00	12,502.82
3181237	FREEDOM TO CHANGE (FL)	0	0.00	86.00
3181208	GIVE IT UP GROUP (FL)	0	0.00	140.49
3181401	GREATER ORLANDO AREA (FL)	2	311.14	622.92
	INDIVIDUAL MEMBERS	18	744.35	10,160.00
3181232	JUST FOR THURSDAYS (FL)	2	143.55	122.50
3181215	JUST FOR TODAY GROUP (FL)	3	236.46	465.18
3181206	KISSIMMEE CONNECTION (FL)	3	42.93	111.35
3181240	LIVING CLEAN GROUP (FL)	1	30.00	41.60
3181239	OLD SCHOOL (FL)	6	217.05	496.17
3181236	OUR PRIMARY PURPOSE (FL)	4	51.80	108.13
3181402	PALM COAST AREA (FL)	4	3,609.25	866.71
3181241	RECOVERY CENTRAL HC (FL)	10	359.47	27.75
3181238	RECOVERY IN THE HILLS (FL)	3	75.00	105.87
3181222	RECOVERY MATTERS GROUP (FL)	10	672.47	475.33
3181242	SIT DOWN & SHUT UP MTG (FL)	3	67.00	25.00
3181201	STEPS TO FREEDOM GROUP (FL)	11	362.20	503.58
3181204	SUNDAY SKOOL GROUP (FL)	0	0.00	38.48
3181234	UNSPUN AND DONE (FL)	0	0.00	100.00
Florida Region Total:		87	18,046.10	27,136.88



		2013-2014 # of Contrib.	2013-2014 YTD Contributions	2012-2013 Contributions
France Region				
3871601	FRANCE RSC	1	1,330.00	1,295.67
	INDIVIDUAL MEMBERS	1	68.22	252.00
France Region Total:		2	1,398.22	1,547.67
Free State Region				
3191214	CLEAN & SERENE DREAMERS (MD)	1	20.00	0.00
3193001	FREE STATE REGIONAL CONVENTION	1	1,145.61	1,117.00
3191601	FREE STATE RSC (MD)	1	3,866.83	1,371.57
	INDIVIDUAL MEMBERS	2	45.00	120.00
3191215	JUST FOR TODAY (MD)	9	224.83	227.00
3191216	PROUD BUT FEW (MD)	0	0.00	75.00
3191218	SOME ARE SICKER THAN OTHERS	1	125.00	0.00
Free State Region Total:		15	5,427.27	2,910.57
Georgia Region				
3201246	A LITTLE GIRL GROWS UP (GA)	1	314.00	422.31
3201238	A NEW WAY TO LIVE (GA)	8	364.11	506.55
3201224	BLIND FAITH GROUP (GA)	11	561.33	308.15
3201252	CLEAN AIR ACT GROUP (GA)	3	261.00	0.00
3201208	CLOSE ENCOUNTERS GROUP (GA)	4	268.78	140.79
3201249	FIRST STEP GROUP (GA)	0	0.00	20.00
3201601	GEORGIA RSC	1	7,809.70	0.00
	INDIVIDUAL MEMBERS	2	570.00	100.00
3201245	JUST FOR SUNDAY GROUP (GA)	1	164.00	0.00
3201210	JUST FOR TODAY GROUP (GA)	0	0.00	360.00
3201214	LIVING FREE GROUP (GA)	12	430.77	267.68
3201236	MACON MIRACLES GROUP (GA)	8	397.27	398.07
3201228	NA NEW BEGINNINGS GROUP (GA)	0	0.00	6,384.32
3201205	NEW HORIZON GROUP (GA)	3	428.68	110.54
3201253	SISTERS IN UNITY GROUP (GA)	4	143.66	0.00
3201247	SPIRIT AND SERVICE GROUP (GA)	12	152.63	25.00
3201211	START LIVING GROUP (GA)	0	0.00	100.00
3201227	SURRENDER GROUP (GA)	10	816.31	601.87
3201229	THE BACKROOM GROUP (GA)	3	666.00	1,431.00
3201217	WE SURRENDER GROUP (GA)	2	36.95	0.00
Georgia Region Total:		86	13,365.19	11,196.28
German Speaking Region				
3991417	BERLIN ASC- NASKB	1	1,360.00	1,333.33
3991422	GEBIET WEST	0	0.00	502.01
3211205	HAMBURG SRV KOMITEE (GERMANY)	0	0.00	750.00
	INDIVIDUAL MEMBERS	15	141.30	249.20
3991250	INTERNATIONAL GROUP HAMBURG	0	0.00	190.94
3991249	INTERNATIONAL MEETING BERLIN	0	0.00	129.57
3991248	MONTAG GROUP HH HARVESTEHUDE	2	226.10	764.85
3211204	MORNING HAS BROKEN (GERMANY)	0	0.00	91.54
3991423	NA BOCHUM	0	0.00	118.42
3991425	NA HAMBURG	1	205.50	0.00
3211601	NARCOTICS ANONYMOUS GERMAN RSC	3	9,340.00	10,009.89
3991252	OLD SCHOOL GROUP (GERMANY)	2	140.15	0.00
3991247	OLD SCHOOL THURS GROUP (GE)	0	0.00	86.22
German Speaking Region Total:		24	11,413.05	14,225.97
Grande Sao Paulo Region				
3851601	GRANDE SAO PAULO REGION (BR)	2	4,000.00	2,000.00
3851201	SAO FRANCISCO GROUP (BRAZIL)	1	31.00	66.29
Grande Sao Paulo Region Total:		4	4,031.00	2,066.29
Greater Illinois Region				
3221215	DISCOVER NA GROUP (IL)	0	0.00	18.00
3221601	GREATER ILLINOIS RSC (IL)	2	68.73	0.00
3221206	LIVING CLEAN CLUB (IL)	2	81.00	0.00
3221216	NO MATTER WHAT GROUP (IL)	0	0.00	35.00
3221403	ONLY ONE PROMISE AREA (IL)	1	50.00	100.00
3221204	SERENITY SEEKERS (IL)	0	0.00	97.11
Greater Illinois Region Total:		5	199.73	250.11



		2013-2014 # of Contrib.	2013-2014 YTD Contributions	2012-2013 Contributions
Greater New York Region				
3231255	A GREATER CONSCIOUSNESS (NY)	3	87.31	123.50
3231273	ANGELS WITH DIRTY FACES (NY)	1	166.00	62.00
3231230	DO WE OR DON'T WE GROUP (NY)	0	0.00	70.00
3231601	GREATER NEW YORK RSC	2	1,062.10	0.00
3231276	GREEN & GOLD GROUP (NY)	0	0.00	46.00
3231265	HOME AWAY FROM HOME GRP (NY)	2	50.00	40.00
	INDIVIDUAL MEMBERS	38	642.00	391.00
3231278	NA SOLUTIONS (NY)	1	84.45	0.00
3231403	NEW YORK CITY AREA	0	0.00	2,813.47
3231269	RECURRING THEMES GROUP (NY)	2	73.00	198.00
3231271	SATURDAY MORN AWAKENING (NY)	0	0.00	140.00
3231274	SOLID FOUNDATION GROUP (NY)	0	0.00	10.00
3231272	TAG ON TUESDAY GROUP (NY)	0	0.00	10.00
3461209	THE ONLY GAME IN TOWN (NY)	6	209.00	340.50
3231277	TOGETHER ON TUESDAY (NY)	1	93.15	0.00
	Greater New York Region Total:	56	2,467.01	4,244.47
Greater Philadelphia Region				
3241217	ADVENTURES IN RECOVERY (PA)	1	40.00	0.00
3241215	BORDERTOWN GROUP (PA)	3	85.00	0.00
3241213	BUILT TO LAST GROUP (PA)	0	0.00	113.32
3241214	DAILY SURRENDER GROUP (PA)	1	12.10	0.00
3241401	DELCO AREA / TRI COUNTY AREA	3	633.81	251.91
3241207	EASY DOES IT GROUP (DE)	1	100.46	92.69
3241201	FOLSOM GROUP (PA)	8	235.00	170.00
3121209	FULLY RELY ON GOD DO NOT USE	0	0.00	40.00
	INDIVIDUAL MEMBERS	8	616.00	1,249.00
3241216	WOMEN & MEN ABOUT CHANGE (PA)	1	10.00	0.00
	Greater Philadelphia Region Total:	26	1,732.37	1,916.92
Greece Region				
30F1202	ENGLISH SPEAKING MEETING (GR)	1	304.00	392.00
	INDIVIDUAL MEMBERS	2	150.00	40.00
	Greece Region Total:	3	454.00	432.00
Hawaii Region				
3251204	GADING UTARA JAKARTA GROUP(HI)	0	0.00	212.77
3251601	HAWAII RSC	4	2,588.81	1,970.75
	INDIVIDUAL MEMBERS	1	100.00	0.00
3251402	KAUAI AREA (HI)	1	50.00	0.00
3251205	KILAUEA LC STUDY (HI)	3	195.00	100.00
3251401	OAHU AREA (HI)	8	621.02	615.51
3251207	SUNDAY NIGHT OWAN NO AU (HI)	1	29.88	0.00
3251206	WEDNESDAY NIGHT NO NAME (HI)	1	30.00	0.00
	Hawaii Region Total:	19	3,614.71	2,899.03
HOW Region				
3821402	ASC INTERIOR PAULISTA (BRA)	0	0.00	1,606.49
3821602	HOW REGION	1	-1,836.62	6,559.76
3821209	REPASSE GROUP (BRA)	9	1,521.00	0.00
	HOW Region Total:	10	-315.62	8,166.25
Indiana Region				
3261223	BEYOND THE END OF THE ROAD	1	43.00	181.99
3261406	CENTRAL INDIANA AREA (CIASC)	7	2,404.13	1,304.10
3261401	CROSS ROADS AREA (IN)	6	675.28	550.45
3263002	END OF SUMMER CELEBRATION	1	100.00	0.00
3261222	HARD CORE GROUP	6	120.00	100.00
3261225	HP GROUP (IN)	0	0.00	251.23
3263001	INDIANA REGION CONVENTION	1	10,577.07	6,000.00
3261601	INDIANA RSC	5	1,594.52	4,498.86
	INDIVIDUAL MEMBERS	7	1,695.37	535.00
3261408	MICHIANA AREA SERV CONFERENCE	6	126.91	209.25
3261403	MID - STATE AREA (IN)	5	331.54	0.00
3261405	NORTHEASTERN INDIANA AREA	2	286.06	432.73
3261202	RATS NA DRAIN DITCH GROUP	6	221.25	258.65
3261402	SOUTH SHORE AREA (IN)	4	1,650.00	3,200.00



		2013-2014 # of Contrib.	2013-2014 YTD Contributions	2012-2013 Contributions
3261226	THAT TUESDAY NIGHT MTG (IN)	5	450.66	0.00
3261212	TUESDAY NIGHT NA (IN)	3	76.42	0.00
Indiana Region Total:		65	20,352.21	17,522.26
Iowa Region				
3271212	END OF THE ROAD GROUP (IA)	2	161.25	75.00
	INDIVIDUAL MEMBERS	12	180.00	0.00
3271601	IOWA RSC	1	500.00	1,000.00
3271213	NEW WAY TO LIVE GROUP (IA)	6	152.00	166.75
3271204	RATHBUN REGIONAL NA	0	0.00	200.00
Iowa Region Total:		21	993.25	1,441.75
Iran Region				
	INDIVIDUAL MEMBERS	0	0.00	60.00
30M1601	IRAN REGION	1	3,000.00	0.00
Iran Region Total:		1	3,000.00	60.00
Ireland Region				
	INDIVIDUAL MEMBERS	10	200.00	0.00
Ireland Region Total:		10	200.00	0.00
Israel Region				
	INDIVIDUAL MEMBERS	1	85.00	0.00
Israel Region Total:		1	85.00	0.00
Italy Region				
	INDIVIDUAL MEMBERS	2	210.00	0.00
3901601	ITALY RSC	1	1,383.36	0.00
Italy Region Total:		3	1,593.36	0.00
Japan Region				
	INDIVIDUAL MEMBERS	0	0.00	13.00
3291601	JAPAN REGION	1	2,000.00	2,000.00
3291206	MONDAY HEALING GROUP (JAPAN)	1	570.00	0.00
3291205	YOKOHAMA GROUP	1	50.00	0.00
Japan Region Total:		3	2,620.00	2,013.00
Kentuckiana Region				
3301208	CLEAN & SERENE GROUP (KY)	0	0.00	88.00
3301203	HOW IT WORKS GROUP (KY)	0	0.00	102.97
	INDIVIDUAL MEMBERS	3	20.00	0.00
3301601	KENTUCKIANA RSC	1	970.55	197.75
3301205	LIVING THE PROGRAM GROUP	0	0.00	55.00
3301216	SERENE WARRIORS GROUP	1	82.00	300.00
3301402	SOUTH CENTRAL KENTUCKY AREA	2	130.43	0.00
3301219	SUNDAY SUNRISE GROUP (IN)	1	11.00	0.00
3301217	THERAPEUTIC VALUE MTG OF NA	1	25.00	75.00
Kentuckiana Region Total:		9	1,238.98	818.72
Le Nordet				
3891601	LE NORDET RSC	0	0.00	2,600.00
Le Nordet Total:		0	0.00	2,600.00
Lone Star Region				
3311243	ANOTHER CHANCE (KILLEEN) (TX)	1	20.00	409.00
3311203	ANOTHER CHANCE GROUP (TX)	11	165.00	150.00
3311223	BROADWAY GROUP (TX)	13	315.00	273.00
3311229	CEDAR CREEK NA	0	0.00	55.30
3311204	EASTSIDE RECOVERY GROUP (TX)	4	229.46	0.00
3311403	FORT WORTH AREA	0	0.00	720.22
3311233	FULL CIRCLE	0	0.00	75.00
	INDIVIDUAL MEMBERS	37	2,017.76	1,099.76
3311235	IRVING GROUP OF NA	5	258.98	264.12
3311207	JUST FOR TODAY GROUP (TX)	6	412.50	652.50
3311212	LAST HOUSE ON THE BLOCK (TX)	11	1,164.68	718.21
3311208	LIVING RECOVERY GROUP (TX)	1	26.84	0.00
3311601	LONE STAR RSC	2	3,795.82	4,786.73
3311237	MC KINNEY NA	1	300.00	450.00
3311409	N A S C O N A (TX)	1	150.00	556.40
3311245	NA LIVE GROUP (TX)	1	200.00	0.00



		2013-2014 # of Contrib.	2013-2014 YTD Contributions	2012-2013 Contributions
3311209	NEW BEGINNINGS GROUP (TX)	1	25.00	0.00
3311211	NORTHSIDE NA GROUP (TX)	8	897.11	650.44
3311244	REALITY GROUP (TX)	1	24.00	0.00
3311238	RESTORED 2 SANITY (TX)	1	20.00	80.00
3311406	ROSE CITY AREA NA	4	280.00	100.00
3311234	STONEWALL GROUP OF NA	1	40.00	40.00
3311242	SURRENDER STARTS HERE (TX)	0	0.00	140.00
3313002	TEXAS NA UNITY CONVENTION SPEC	0	0.00	84.48
3311216	TOWN EAST GROUP NA (TX)	4	300.00	225.00
3311241	WYLIE NA GROUP (TX)	3	650.00	0.00
Lone Star Region Total:		117	11,292.15	11,530.16
Louisiana Region				
3321401	BAYOU RECOVERY AREA	0	0.00	5.41
	INDIVIDUAL MEMBERS	7	638.25	234.00
3321601	LOUISIANA RSC	4	1,150.00	783.33
3321402	NORTHSHORE AREA SERVICE COMM	3	348.17	495.97
3323001	NORTHSHORE AREA UNITY DAY	0	0.00	58.00
3321208	RECOVERY IN GENERAL (LA)	11	1,250.00	75.00
3321211	RISING STAR GROUP (LA)	0	0.00	100.00
3321209	SPIRITUALITY IN THE WILDERNESS	1	150.00	125.00
3321403	UNITY AREA OF LOUISIANA (LA)	1	500.00	0.00
Louisiana Region Total:		27	4,036.42	1,876.71
Metro Detroit Region				
	INDIVIDUAL MEMBERS	1	750.00	2,875.00
3781601	METRO DETROIT RSC	6	2,100.00	600.00
3781403	MONROE COUNTY AREA (MI)	4	325.00	0.00
3781209	THE STILL STEPPIN GROUP (MI)	0	0.00	130.00
3781402	TRI - CITIES AREA (MI)	0	0.00	60.00
3781401	WESTERN WAYNE AREA (MI)	3	1,513.72	3,450.42
3781210	WORK THE STEPS OR DIE (MI)	1	20.00	0.00
Metro Detroit Region Total:		15	4,708.72	7,115.42
Mexico Region				
	INDIVIDUAL MEMBERS	1	100.00	21.20
Mexico Region Total:		1	100.00	21.20
Michigan Region				
3331241	9:11 GROUP (MI)	2	93.00	0.00
3331403	BATTLE CREEK AREA	0	0.00	162.48
3331401	GREATER GRAND RAPIDS AREA	0	0.00	100.00
3331207	HEAVENLY EXPRESS GROUP (MI)	2	46.00	380.00
	INDIVIDUAL MEMBERS	11	505.56	1,730.57
3331222	INSIGHT GROUP (MI)	3	90.00	0.00
3331211	JUST FOR TODAY GROUP (MI)	11	306.00	252.50
3331406	LIVINGSTON COUNTY AREA	3	650.00	377.50
3331601	MICHIGAN RSC	4	3,841.87	5,318.38
3331234	NEW WAY TO LIVE	1	15.00	15.00
3331224	PRINCIPLES BEFORE PERSONALITY	7	288.08	313.75
3331240	SPIRITUAL AWAKENING (MI)	1	30.00	0.00
3331231	SPIRITUAL SOLUTIONS GROUP	0	0.00	431.25
3331407	SWMASCNA	2	842.00	0.00
3331408	UPASCNA	0	0.00	231.15
Michigan Region Total:		47	6,707.51	9,312.58
Mid America Region				
3341401	CENTRAL KANSAS AREA	0	0.00	150.00
3341225	DOA NA GROUP (KS)	3	141.00	0.00
	INDIVIDUAL MEMBERS	0	0.00	10.00
3341203	JUST FOR TODAY GROUP (KS)	1	50.00	50.00
3341212	PHOENIX GROUP (KS)	1	100.00	0.00
Mid America Region Total:		5	291.00	210.00
Mid Atlantic Region				
3351405	CHESTER COUNTY AREA OF NA	6	622.10	1,147.42
3351207	CLEAN & SERENE GROUP (PA)	1	15.00	0.00
3351202	HOW GROUP (PA)	1	300.00	300.00
	INDIVIDUAL MEMBERS	0	0.00	88.00



		2013-2014 # of Contrib.	2013-2014 YTD Contributions	2012-2013 Contributions
3351210	JOURNEY CONTINUES GROUP (PA)	2	653.27	0.00
3351601	MID ATLANTIC RSC	3	5,115.35	742.08
3351401	SMALL WONDER AREA OF NA	0	0.00	500.00
Mid Atlantic Region Total:		13	6,705.72	2,777.50
Minnesota Region				
3361224	A NEW WAY TO LIVE (MN)	1	25.00	0.00
3361226	ADDICTS IN RECOVERY (MN)	1	39.25	0.00
3361408	BACK 2 BASICS AREA (MN)	1	497.07	0.00
3361219	CLEAN & SERENE GROUP (MN)	1	100.00	108.00
3361201	COOP GROUP (MN)	1	9.74	41.24
3361202	FREEDOM FROM ADDICTION GROUP	8	250.00	0.00
3361217	FRESH START NA (MN)	3	86.00	78.50
3361216	GOTTA DO SOMETHING GROUP (MN)	0	0.00	84.00
3361221	GSU (ST PATERE MN)	3	346.81	60.00
	INDIVIDUAL MEMBERS	14	446.63	512.00
3361209	LESBIAN & GAY NA GROUP	9	130.00	173.12
3361601	MINNESOTA RSC	2	9,747.99	13,441.74
3361223	MORE OUT OF LIFE (MN)	1	25.00	0.00
3361218	NEVER ALONE GROUP (MN)	0	0.00	27.00
3361402	NORTHERN LIGHTS AREA (MN)	1	198.00	1,326.00
3361401	OPEN DOOR AREA	1	187.50	285.72
3361222	RECOVERY BY THE LAKES (MN)	0	0.00	50.00
3361407	RECOVERY IN THE HEARTLAND (MN)	1	1,000.00	1,000.00
3361210	THAT'S IT NA GROUP (MN)	2	300.00	0.00
3361409	TWIN CITIES AREA (MN)	1	14.99	0.00
3361225	VAN DOWN BY THE RIVER (MN)	1	50.00	0.00
3361405	VISION OF HOPE AREA OF NA	1	83.06	100.00
3361220	WEDNESDAY CANDLELIGHT (MN)	0	0.00	264.04
3361406	WEE ARE HERE AREA (MN)	3	750.00	1,000.00
Minnesota Region Total:		56	14,287.04	18,551.36
Mississippi Region				
	INDIVIDUAL MEMBERS	0	0.00	278.56
3921201	JUST FOR TODAY GROUP (MS)	3	225.00	325.00
3921404	MID MISSISSIPPI AREA OF NA	1	150.00	0.00
3921401	MISSISSIPPI DELTA AREA (MDANA)	2	140.00	0.00
3921403	MISSISSIPPI GULF COAST AREA	2	1,598.45	281.74
3921601	MISSISSIPPI REGION	0	0.00	592.47
Mississippi Region Total:		8	2,113.45	1,477.77
Montana Region				
3371213	BROWNING RECOVERY GROUP (MT)	1	200.00	0.00
3371208	END OF THE ROAD GROUP	0	0.00	100.00
3371212	EVERYTHING UNDER THE SUN (MT)	4	400.00	200.00
3371402	HELENA MONTANA AREA 2	1	100.00	500.00
	INDIVIDUAL MEMBERS	8	800.00	700.00
3371601	MONTANA RSC	3	2,575.00	671.70
3371206	NEVER ALONE GROUP	12	600.20	600.00
3371211	STICKS & STONES GROUP (MT)	1	25.00	20.00
Montana Region Total:		30	4,700.20	2,791.70
Mountain Valley Region				
3381401	GREEN MOUNTAIN	3	595.00	335.00
Mountain Valley Region Total:		5	595.00	335.00
Mountaineer Region				
3391205	FREEDOM THROUGH SURRENDER (WV)	1	180.00	0.00
3391403	GREATER THAN OURSELVES ASC	0	0.00	7.65
3391204	HIGH ON LIFE (WV)	2	250.00	0.00
3391601	MOUNTAINEER RSC (WV)	1	500.00	3,000.00
3391206	WE ALL BELONG (WV)	1	10.00	0.00
Mountaineer Region Total:		5	940.00	3,007.65
Nebraska Region				
3411222	AURORA STEP TAKERS	1	120.00	0.00
3411405	FREMONT AREA SERVICE COMM	0	0.00	188.63
3411208	HAPPY HAVELOCK GROUP	3	100.00	132.68
	INDIVIDUAL MEMBERS	3	17.00	3.00



		2013-2014 # of Contrib.	2013-2014 YTD Contributions	2012-2013 Contributions
3411601	NEBRASKA REGION	1	8,350.38	4,059.22
3411226	SUBJECT TO CHANGE (MO)	3	137.50	150.00
3411225	SUNDAY MORNING REFLECTION (NE)	0	0.00	216.04
3411227	TUES NEVER ALONE GROUP (NE)	1	25.00	0.00
Nebraska Region Total:		12	8,749.88	4,749.57
New England Region				
3421405	GREATER PROVIDENCE AREA	2	1,250.00	3,100.00
3421221	IN SEARCH OF HIGHER POWER (MA)	1	23.50	38.50
	INDIVIDUAL MEMBERS	2	270.00	100.00
3421205	JUST FOR TODAY GROUP (MA)	1	227.00	110.51
3421222	LEGGS N EGGS GROUP (MA)	1	10.00	0.00
3421401	MARTHA'S VINEYARD AREA (MA)	1	500.00	1,000.00
3421601	NEW ENGLAND RSC	4	7,900.46	14,532.10
3421407	SOUTH SHORE AREA (MA)	0	0.00	95.00
3421406	SOUTHEASTERN MASS AREA (SEMA)	1	1,200.00	0.00
3421216	SUNDAY MORNING 12 STEP GROUP	1	48.80	0.00
3421202	WATERTOWN MEN'S GROUP (MA)	1	58.00	191.80
New England Region Total:		15	11,487.76	19,167.91
New Jersey Region				
3431210	BORDENTOWN MEN'S GROUP (NJ)	0	0.00	100.00
3431401	BURLINGTON COUNTY AREA	2	384.38	300.00
3431212	ESPERANZA Y VIDA VUEVA (NJ)	2	50.00	0.00
	INDIVIDUAL MEMBERS	14	332.00	336.00
3431213	MONDAY NIGHT BY THE BOOK (NJ)	3	45.50	0.00
3431211	MORNING MIRACLES (NJ)	2	137.00	213.25
3431207	NEW BEGINNING GROUP (NJ)	1	35.00	30.00
3431601	NEW JERSEY RSC	5	1,200.00	1,800.00
3433002	OCEAN AREA SERVICE CONFERENCE	1	1,200.00	0.00
3431208	SPIRITUAL FOUNDATION GROUP	0	0.00	118.00
New Jersey Region Total:		30	3,383.88	2,897.25
North Carolina Region				
	INDIVIDUAL MEMBERS	2	335.26	212.80
30P1601	NORTH CAROLINA RSC	4	5,534.49	2,860.59
30P1235	VISION OF HOPE	0	0.00	21.32
North Carolina Region Total:		6	5,869.75	3,094.71
Northeast Atlantic Region				
3401210	ANONYMOUS GROUP (NS)	1	20.05	0.00
3401204	GREATWAY TO FREEDOM	2	160.00	0.00
	INDIVIDUAL MEMBERS	9	177.00	135.90
3401202	NEVER ALONE GROUP (NS)	4	100.00	73.50
3401201	THE FOUNDATION GROUP (NS)	1	215.00	128.00
Northeast Atlantic Region Total:		17	672.05	337.40
Northern California Region				
34412B5	ADDICT WHO STILL SUFFER (NCAL)	0	0.00	9.00
34412C9	ADDICTS DOWN UNDER (NCAL)	1	13.00	0.00
3441285	aisle 19 (NOCAL)	3	180.00	90.00
3441228	ALCOHOL IS A DRUG GROUP	2	90.00	0.00
34412B2	ANOTHER DAY CLEAN (NCAL)	0	0.00	12.00
3441413	AREA DE HABLA HISPANA (NCAL)	1	533.66	0.00
3441294	ATMOSPHERE OF RECOVERY	11	90.00	0.00
3441234	BACK TO BASICS GROUP (NCAL)	6	145.00	50.00
3441278	BELMONT HILLS GROUP	1	17.20	0.00
3441265	CAMDEN HOME GROUP	4	194.62	169.06
34412B3	CLEAN ON THE CAPITAL (NCAL)	0	0.00	39.83
34412C5	CONCORD NOON SERENITY (NCAL)	1	13.00	0.00
3441403	CONTRA COSTA AREA (NCAL)	10	1,751.80	1,000.00
34412C2	DAVIS GROUP 104 (NCAL)	9	403.48	0.00
3441275	EARLY SERENITY MEN'S GROUP	5	414.00	0.00
3443006	EAST BAY PANCAKE BRKFST (NCAL)	1	235.48	0.00
3441205	ECHOING IN RECOVERY (CA)	0	0.00	228.00
3441272	ELK GROVE HOME GROUP	0	0.00	74.51
34412B8	FRIDAY NIGHT ALT (NCAL)	4	113.96	150.00
3441298	FRIDAY NIGHT FIX IT (CA)	0	0.00	37.00
3441282	FRIDAY NIGHT WE DO RECOVER	2	105.00	405.00



		2013-2014 # of Contrib.	2013-2014 YTD Contributions	2012-2013 Contributions
34412A6	GILROY HOME GROUP (CA)	7	165.15	0.00
3441241	GRAB BAG GROUP (CA)	3	42.12	68.76
3441402	GREATER SAN JOSE AREA	0	0.00	156.73
34412C8	GROUP 38 (NCAL)	1	30.00	0.00
34412B6	GROUP 82 (NCAL)	11	242.50	24.77
34412A1	HOME AGAIN MEETING (NCAL)	0	0.00	50.00
3441410	HUMBOLDT - DEL NORTE AREA (HD)	1	100.00	0.00
	INDIVIDUAL MEMBERS	38	1,059.69	2,785.59
3441236	LAST HOUSE ON THE BLOCK (CA)	0	0.00	56.25
34412B0	LIFE ON LIVES TERMS (NCAL)	0	0.00	47.00
3441204	LOS GATOS HOME GROUP	10	847.77	694.06
3441407	MISSION PEAK ASC (MPASC)	9	5,176.20	1,012.43
34412C1	MONDAY AT A TIME (NCAL)	2	57.00	0.00
34412C6	MONDAY NA RULES (NCAL)	1	50.00	0.00
3441406	MONTEREY COUNTY AREA (CA)	13	1,300.00	300.00
3441242	NA NOONERS GROUP (CA)	0	0.00	422.52
3441601	NORTHERN CALIFORNIA RSC	13	61,515.75	19,282.60
34412C7	ORLAND BACK TO BASICS (NCAL)	3	88.65	0.00
3441227	ORLAND MUSTARD SEED GROUP	0	0.00	39.24
34412B1	OUR GRATITUDE (NCAL)	0	0.00	11.00
3441260	PARADISE MONDAY NIGHT (CA)	9	27.00	4.00
34412B4	PARADISE WED NIGHT (NCAL)	1	3.00	2.00
34412A0	PENNY A DAY COMMITTEE (CA)	1	28.50	73.50
34412C0	QUARTER PAST GROUP (NCAL)	1	40.00	0.00
34412B7	RECOVERY CONNECTION (NCAL)	0	0.00	9.00
3441250	RECOVERY ROCKS GROUP (NCAL)	1	50.00	0.00
34412A3	SACFNA GROUP 10 (NCAL)	0	0.00	77.89
3441401	SAN FRANCISCO AREA	1	250.00	350.00
3441412	SHASTA ASC OF NA (NCAL)	4	509.30	81.23
3441276	STEPPING FEARLESSLY GROUP	0	0.00	25.00
3441206	STEPS TO FREEDOM GROUP (CA)	1	10.00	0.00
34412C4	SUNDAY LIT STUDY (NCAL)	4	74.00	0.00
3441297	SUNDAY NIGHT SERENITY ARANA GP	13	656.82	324.53
34412B9	THE DOORS TO RECOVERY (NCAL)	1	50.00	0.00
34412A9	TIME&CHANGE GROUP OF NA (CA)	0	0.00	21.17
3441284	WE DO RECOVER (SONOMA)	7	305.00	100.00
3441208	WEDNESDAY NITE LIVE GROUP (CA)	0	0.00	40.00
3441281	WELCOME HOME GROUP	0	0.00	60.00
Northern California Region Total:		217	76,978.65	28,383.67
Northern New England Regic				
3451209	ARMAND V (ME)	1	50.00	0.00
3381211	CARRY THE MESSAGE GROUP (MA)	2	220.00	0.00
3451216	COURAGE TO CHANGE (ME)	1	78.35	20.00
3381210	FRIDAY NITE STEP GROUP (MA)	0	0.00	25.00
	INDIVIDUAL MEMBERS	2	95.44	282.68
3451214	IT JUST GETS BETTER	3	156.08	11.22
3451601	NORTHERN NEW ENGLAND RSC	3	1,147.22	3,212.50
3451217	SO FRESH & SO CLEAN (ME)	1	8.33	0.00
3451207	VISION OF HOPE GROUP (NH)	0	0.00	45.00
Northern New England Region Total:		13	1,755.42	3,596.40
Northern New Jersey Region				
3461215	BACKBONE NA GROUP (NJ)	0	0.00	59.30
3461402	BERGEN AREA (NJ)	1	250.00	250.00
3431403	FREEDOM THROUGH UNITY AREA(NJ)	6	880.59	953.18
3461218	HOT TOPIC GROUP (NJ)	0	0.00	14.35
3461405	HUDSON COUNTY AREA	0	0.00	389.44
	INDIVIDUAL MEMBERS	9	1,033.00	1,494.00
3461220	MONDAY NIGHT SETP STUDY (NJ)	1	170.00	0.00
3461601	NORTHERN NEW JERSEY RSC	7	2,328.88	2,200.00
3461401	NORTHWEST NEW JERSEY AREA	3	88.29	237.89
3461219	ST ANDREWS NOONTIME (NJ)	1	48.00	0.00
3461202	WHAT'S IN A NAME GROUP (NJ)	0	0.00	45.00
Northern New Jersey Region Total:		28	4,798.76	5,643.16
Northern New York Region				
3471226	ATMOSPHERE OF RECOVERY (NY)	3	135.34	52.95
	INDIVIDUAL MEMBERS	2	101.00	0.00



		2013-2014 # of Contrib.	2013-2014 YTD Contributions	2012-2013 Contributions
3471601	NORTHERN NEW YORK RSC	6	337.08	204.39
Northern New York Region Total:		11	573.42	257.34
Norway Region				
3971203	DU ER IKKE ALEINE GROUP (NOR)	1	255.00	0.00
	INDIVIDUAL MEMBERS	0	0.00	210.00
3971202	NA KONGSBERG (NORWAY)	2	485.00	670.00
3971601	NA NORWAY REGION	1	555.00	20,033.94
3971201	NA NOTODDEN (NORWAY)	0	0.00	276.00
Norway Region Total:		4	1,295.00	21,189.94
Ohio Region				
3481249	CLEAN AND SERENE	1	10.00	0.00
3481247	DOPELESS HOPE FIENDS (OH)	0	0.00	100.00
3481202	FREE TODAY GROUP (OH)	3	27.00	19.00
3481401	GREATER CINCINNATI AREA	3	641.62	774.95
	INDIVIDUAL MEMBERS	24	1,543.00	747.00
3481245	NO STRINGS ATTACHED (OH)	0	0.00	398.00
3481601	OHIO RSC (ORSCNA)	4	6,324.94	5,470.95
3481250	PHOENIX RECOVERY GROUP (OH)	1	10.00	0.00
3481248	PRINCIPLES MEETING (OH)	2	218.63	0.00
3481238	SUNDAY IP MEETING	1	102.61	0.00
3481229	THERAPEUTIC VALUE GROUP (KY)	0	0.00	27.00
3481215	WEST SIDE STORY GROUP	1	98.80	298.72
3481241	WINNERS GROUP	5	440.00	280.00
Ohio Region Total:		45	9,416.60	8,115.62
Oklahoma Region				
3491226	BROKEN ARROW SERENITY SEEKERS	0	0.00	135.40
3491217	CLAREMORE NA (OK)	0	0.00	100.00
3491235	CUSHING CONNECTION NA (OK)	6	240.00	25.00
3491205	HUMP DAY GROUP (OK)	1	52.00	0.00
	INDIVIDUAL MEMBERS	7	400.00	725.00
3491237	LIVING ROOM GROUP (OK)	10	153.35	0.00
3491234	NA-A-RISIN (OK)	5	638.93	350.00
3491221	NO GRASS GROUP (OK)	4	111.20	153.90
3491213	NORTHSIDE STROLL GROUP	6	325.00	387.50
3491601	OKLAHOMA RSC	4	2,500.00	4,583.10
3491209	SATURDAY NIGHT LIGHT GROUP	0	0.00	124.00
3491236	THE WESTSIDE GROUP (OK)	2	78.00	0.00
3491403	WESTERN AREA (OK)	10	2,000.00	1,100.00
Oklahoma Region Total:		55	6,498.48	7,683.90
Ontario Region				
3501226	ALIVE & KICKING GROUP (ON)	0	0.00	105.00
3501212	FREEDOM GROUP (ON)	2	74.00	50.00
3501405	GOLDEN TRIANGLE AREA (ON)	0	0.00	5,730.00
3501403	GREATER LONDON AREA (LANA)	0	0.00	400.00
3501219	HUNGER FOR HEALING (ON)	3	1,050.00	250.00
	INDIVIDUAL MEMBERS	2	277.64	130.00
3501227	LEARNING TO LIVE GROUP (ON)	0	0.00	100.00
3501407	MANITOBA AREA	1	500.00	5,000.00
3501401	NASCNA	0	0.00	1,000.00
3501601	ONTARIO RSC	0	0.00	5,000.00
3501404	OTTAWA AREA	1	809.89	670.74
3501232	PRIMARY PURPOSE GROUP (ON)	4	105.00	0.00
3501201	SATURDAY NIGHT LIVE GROUP (ON)	1	22.00	0.00
3501233	SERENITY IN RECOVERY (ON)	1	100.00	0.00
3501402	TORONTO AREA SERVICE COMMITTEE	2	2,000.00	3,300.00
3501224	WALKING IN RECOVERY (ON)	0	0.00	100.00
3501231	YELLOWHEAD NA (MB)	0	0.00	50.00
Ontario Region Total:		17	4,938.53	21,885.74
Other Forums, Areas, Groups				
3997007	ASIA PACIFIC ZONAL FORUM	1	2,500.00	0.00
3991413	BAHRAIN ASC	1	414.00	0.00
3991253	BANGLADESH NODI GROUP	1	176.00	0.00
3997003	CANADIAN ASSEMBLY (CANA)	1	20,000.00	0.00
3991415	CENTER & SOUTH ASC	1	1,794.00	131.58



		2013-2014 # of Contrib.	2013-2014 YTD Contributions	2012-2013 Contributions
3993003	CIRCLE OF SISTERS	2	8,590.45	0.00
3997002	EUROPEAN DELEGATES/EDM	2	25,484.67	43,866.02
3991243	FREITAGSMEETING BOCHUM	4	488.40	112.95
3991402	FRENCH SPEAKING - SWITZERLAND	0	0.00	1,600.00
3991254	GASING PRIMARY PURPOSE (MAY)	1	100.00	0.00
	INDIVIDUAL MEMBERS	7	854.22	142.00
3991416	KOBENHAVN ASC	1	3,611.25	0.00
3997008	LATIN AMERICA ZONAL FORUM	1	500.00	0.00
3997006	MIDWEST ZONAL FORUM	6	432.67	0.00
3993007	MIRACLE OF WOMEN CONFERENCE	1	333.00	0.00
3991257	MONDAG GROUP BOCHUM	1	164.40	0.00
3991240	MONTAGSMEETING BOCHUM	1	159.60	363.98
3991424	NA FARSI ANTWERP	1	68.50	0.00
3991241	NA FARSI GROUP ANTWERP	0	0.00	197.09
3991255	NA LIEGE GROUP	1	138.00	0.00
3991208	NA VIDEO MEETING 7TH TRADITION	0	0.00	1.00
3991209	NACHATROOM.ORG	0	0.00	400.00
3991607	OCCIDENTE REGION MEXICO	1	388.52	0.00
3993001	PACIFIC NORTHWEST CONVENTION	1	4,524.42	0.00
3997004	PLAINS STATES ZONAL FORUM	2	861.89	189.70
3991246	PRIMARY PURPOSE GROUP	0	0.00	327.09
3991256	REGNBAGSGRUPPEN	1	30.42	0.00
3991251	SLOVENIA FIRST STEP JFT	0	0.00	250.00
3997001	SOUTHERN ZONAL FORUM	2	2,835.09	2,240.03
3993002	TEXAS STATE CONVENTION OF NA	1	2,041.69	333.33
3991608	THAILAND REGION	0	0.00	1,820.00
3991610	UKRAINE REGION	1	70.00	0.00
3992002	WORLD CONVENTION UNITY DAY	2	21,628.76	0.00
Other Forums, Areas, Groups Total:		45	98,189.95	51,974.77
Pacific Cascade Region				
3511230	12 TO LIFE (OR)	1	70.00	318.00
3511235	BASIC NA MEETING (OR)	1	100.00	62.00
3511406	CENTRAL OREGON HIGH DESERT ASC	1	75.00	225.00
3511234	COURAGE TO CHANGE (OR)	3	75.00	50.00
3511203	FIRESIDE MEN'S STEP STUDY	3	688.12	780.94
3511216	HAROLD STREET BLUES (OR)	3	175.00	275.00
3511202	HOLE IN THE WALL GROUP (OR)	0	0.00	100.00
	INDIVIDUAL MEMBERS	36	1,801.70	2,194.70
3511243	LEARNING TO LIVE GROUP (OR)	0	0.00	75.00
3511411	LINCOLN COUNTY AREA OF NA (OR)	1	162.07	552.29
3511407	LINN-BENTON AREA (OR)	2	50.00	150.00
3511244	LIVING CLEAN:THE JOURN (OR)	1	10.00	20.00
3511412	MID WILLAMETTE VALLEY (OR)	0	0.00	1,000.00
3511248	MINUTE BY MINUTE (OR)	2	110.00	0.00
3511237	MINUTE X MINUTE GROUP (OR)	0	0.00	65.00
3511242	OLD GREEN HOUSE GROUP (OR)	0	0.00	50.00
3511209	OUT TO LUNCH BUNCH (OR)	1	50.00	0.00
3513006	OUTLAWS IN THE WOODS (OR)	1	1,544.88	0.00
3511601	PACIFIC CASCADE RSC	4	14,320.02	13,468.87
3513005	PACIFIC NW ACTIVITIES (OR)	1	25.00	0.00
3513003	PNWCNA XXXIII	0	0.00	8,544.60
3511245	PRODUCTIVE MMBS OF SOCIETY(OR)	1	20.52	0.00
3511201	RECOVERY TODAY GROUP (OR)	0	0.00	88.45
3511204	SERENITY WELL GROUP (OR)	0	0.00	29.00
3511408	SOUTHERN OREGON NA AREA	1	58.00	0.00
3511247	THE MORNING AFTER GROUP (OR)	1	50.00	0.00
3511213	TOGETHER WE CAN GROUP (OR)	1	90.00	0.00
3511241	TUESDAY PARKSIDE (OR)	1	75.00	80.00
3511246	U PLUS ME EQUALS WE GRP (OR)	7	105.00	0.00
3511410	UVASC OF NA (OR)	1	80.00	0.00
3511404	WASHINGTON COUNTY AREA	2	50.00	0.00
Pacific Cascade Region Total:		76	19,785.31	28,128.85
Panama Region				
3911601	PANAMA RSC	1	250.00	0.00
Panama Region Total:		1	250.00	0.00



		2013-2014 # of Contrib.	2013-2014 YTD Contributions	2012-2013 Contributions
Peru Region				
30C1601	PERU REGION	1	100.00	120.00
	Peru Region Total:	1	100.00	120.00
Poland Region				
30T1601	POLAND REGION	1	325.00	100.00
	Poland Region Total:	1	325.00	100.00
Quebec Region				
3531203	CAP D'ESPOIR (QC)	0	0.00	100.00
3531401	CSL SUD-QUEST (QC)	1	1,000.00	664.10
3531403	CSLRNA (QC)	1	500.00	0.00
3531206	ESPOIR DE LIBERT GROUP (QC)	2	96.00	0.00
3531204	GROUPE DIMANCHE EXPRESS (QC)	1	65.00	500.00
	INDIVIDUAL MEMBERS	6	292.51	50.00
3531207	MONDAY 20H00 GROUP (QC)	2	250.00	0.00
3531601	QUEBEC RSC/C.S.R.Q.N.A.	1	4,000.00	6,000.00
3531205	RAYON DE SOLEIL (QC)	1	100.00	0.00
	Quebec Region Total:	15	6,303.51	7,314.10
Red River Region				
30H1601	RED RIVER RSC	2	1,000.00	1,000.00
	Red River Region Total:	2	1,000.00	1,000.00
Region 51 Narcotics Anonym				
3031401	CAN NA AREA (AZ)	14	2,979.27	2,505.07
3621245	DRUGS NO MORE (NV)	3	150.00	200.00
3621402	EAST LAS VEGAS AREA	0	0.00	6,000.00
3621236	HAPPY JOYOUS & FREE	0	0.00	114.06
	INDIVIDUAL MEMBERS	7	1,625.00	1,180.00
3621233	IT WORKS HOW & WHY	4	192.00	140.00
3621247	MESSAGE OF HOPE... (NV)	1	19.01	0.00
3621234	MONDAY SOLUTION	0	0.00	256.86
3621241	MOVING ON GROUP (NV)	0	0.00	50.00
3621203	NEW FOUND FREEDOM GROUP (NV)	0	0.00	61.29
3621403	NORTH BY NORTHWEST AREA (NV)	9	6,212.90	4,669.20
3621243	NOT HIGH AT NOON (NV)	0	0.00	500.00
3623001	NOT HIGH AT NOON GROUP (NV)	1	372.00	0.00
3621237	ONLY ONE REQUIREMENT	1	18.00	0.00
3621601	REGION 51 NARCOTICS ANONYMOUS	3	13,893.04	20,114.26
3621246	SATURDAY NIGHT SURR DO NOT USE	7	84.00	24.00
3621229	SATURDAY NIGHT SURRENDER	5	84.00	108.00
	Region 51 Narcotics Anonymous Total:	55	25,629.22	35,922.74
Region del Coqui (Puerto Ric				
3841602	COMITE REGIONAL DE SERVICIO NA	1	279.45	0.00
3841403	COMITE SERVICIO NA AREA OESTE	13	147.10	10.40
	INDIVIDUAL MEMBERS	12	60.00	80.00
3841401	NA AREA NORTE CENTRO	6	238.00	206.24
3841601	REGION DEL COQUI	1	50.00	0.00
3841201	SOLO POR HOY GROUP (PR)	1	15.00	13.00
	Region del Coqui (Puerto Rico) Total:	34	789.55	309.64
Rio de Janeiro Region				
3821603	RIO DE JANEIRO REGION (BRA)	1	1,100.00	5,775.00
	Rio de Janeiro Region Total:	1	1,100.00	5,775.00
Rio Grande Do Sul Region				
3821604	RIO GRANDE DO SUL REGION (BRA)	0	0.00	50.00
	Rio Grande Do Sul Region Total:	0	0.00	50.00
Rio Grande Region				
3551219	ADDICTS ONLY GROUP (NM)	0	0.00	280.00
3551202	CAVERN CITY GROUP (NM)	0	0.00	25.00
3551204	EXPERIENCE, STRENGTH & HOPE	1	300.00	180.00
3551402	GREATER ALBUQUERQUE AREA	9	298.33	873.16
	INDIVIDUAL MEMBERS	3	492.50	0.00
3551214	LIV-IN-THE-DASH (NM)	0	0.00	50.00



		2013-2014 # of Contrib.	2013-2014 YTD Contributions	2012-2013 Contributions
3583001	SIERRA SAGE CONVENTION (NV)	2	8,000.00	0.00
3581601	SIERRA SAGE RSC	7	2,100.00	2,100.00
3581212	SOUTH SHORE NA (NV)	1	300.00	0.00
Sierra Sage Region Total:		22	11,002.00	2,516.53
South Dakota Region				
3051206	ABERDEEN NA GROUP (SD)	1	50.00	50.00
3051209	CRUZIN NOT UZIN MEETING (SD)	1	25.00	0.00
3051203	NEW HOPE GROUP	0	0.00	525.00
3051208	PTSD MEETING (SD)	0	0.00	50.00
3051207	THE OTHER SIDE GROUP (SD)	2	248.00	175.00
3051204	WATERTOWN NA (SD)	0	0.00	80.00
3051403	WEST RIVER AREA (WRANA)	1	1,000.00	0.00
South Dakota Region Total:		5	1,323.00	880.00
South Florida Region				
3591259	11th STEP MEDITATION GRP (FL)	1	20.00	0.00
3591256	BASIC MEETING (FL)	4	316.66	210.72
3591260	FIRST OUT GROUP (FL)	1	41.00	0.00
3591406	FOREST AREA SERVICE COMMITTEE	1	75.00	0.00
3591402	GOLD COAST AREA (FL)	0	0.00	54.01
3591408	GULF COAST AREA SERVICES	8	1,125.00	732.63
	INDIVIDUAL MEMBERS	29	915.82	850.03
3591258	JUST FOR TODAY GROUP (FL)	2	37.75	22.50
3591241	NEVER ALONE GROUP (FL)	2	20.00	0.00
3591255	NEW PERSPECTIVE GROUP (FL)	0	0.00	70.01
3591235	NEW SUNDAY MORNING (FL)	1	275.00	0.00
3591257	NOONTIME RECOVERY (FL)	3	929.00	183.00
3181403	SHARK COAST AREA DO NOT USE	3	431.89	750.00
3591601	SOUTH FLORIDA RSC	4	4,130.00	15,500.00
3591405	SUNSET COAST AREA (FL)	2	591.25	344.25
3591205	THE TRUTH WILL SET YOU FREE	5	150.00	145.00
South Florida Region Total:		66	9,058.37	18,862.15
Southern California Region				
36012C1	60 MINUTE SOLUTION (SCAL)	1	12.00	0.00
3603003	BAY CITIES ANNIVERSARY EVENT	0	0.00	387.00
3601220	COURAGE TO CHANGE GROUP (CA)	4	118.00	241.75
3601406	EASTERN INLAND EMPIRE AREA	1	0.00	13.71
3601295	ELEVENTH STEP GROUP	0	0.00	36.30
3601290	FREE ON FRIDAY GROUP	0	0.00	65.03
36012D5	FULL ISSUE GROUP (SCAL)	1	97.00	0.00
	INDIVIDUAL MEMBERS	116	8,884.63	9,145.80
3601409	INLAND EMPIRE FOOTHILLS	1	45.00	0.00
36012D1	INSIDE JOB (SCAL)	2	177.50	25.00
36012C3	INVITATION TO LIVE GROUP	4	100.75	275.50
36012D4	JUST IN TIME GROUP (SCAL)	1	50.00	0.00
36012B8	LISTENING FOR ... 11TH STEP MTG	0	0.00	75.00
36012D7	LIVING CLEAN BOOK STUDY (SCAL)	1	40.00	0.00
36012D6	LIVING PROOF (SOCAL)	1	184.50	0.00
36012A2	LONE PINE GROUP	1	213.89	0.00
3603004	MEN'S NA SPIRITUAL RETREAT	1	2,000.00	2,500.00
36012C5	MID-DAY SOLUTIONS (SCAL)	3	80.00	108.00
36012C6	MIRROR GROUP (SCAL)	0	0.00	48.00
36012C4	NEW LIFE NOON GROUP (SCAL)	11	277.10	203.32
36012C9	NEWHALL CANDLE LIGHT (SCAL)	0	0.00	52.50
36012B1	NORTH HOLLYWOOD STEP STUDY	10	625.00	740.00
36012C8	OUT OF THE DARKNESS (SCAL)	10	302.50	90.00
3601299	QUEST FOR SERENITY	1	402.00	295.15
3601407	SANTA CLARITA AREA	2	400.00	263.00
36012C2	SHARE THE LOVE & HAPPINESS(CA)	3	35.00	30.00
36012A8	SHARING FROM THE HEART	10	347.65	269.10
3601601	SOUTHERN CALIFORNIA RSC	4	4,654.73	11,459.02
3603005	SUNDAY MORNING CIRCLE EVENT	0	0.00	1,195.75
3601207	SUNDAY SURRENDER GROUP	11	209.00	137.50
3601219	SUNSET SERENITY (CA)	1	135.00	75.00
36012B6	TELL IT LIKE IT IS (CA)	0	0.00	20.00
3111237	THE JOURNEY DO NOT USE	1	28.22	0.00
3601206	TOPANGA TRANQUIL GROUP	1	19.38	0.00



		2013-2014 # of Contrib.	2013-2014 YTD Contributions	2012-2013 Contributions
36012C7	UNITY IN RECOVERY (SCAL)	0	0.00	20.00
3601218	WE CAME TO BELIEVE GROUP (CA)	2	72.37	333.03
36012D2	WE GOT A DISEASE (SCAL)	0	0.00	300.00
3601403	WESTEND AREA (CA)	9	1,560.74	269.33
36012D3	WOMEN'S LIT STUDY (SCAL)	2	136.50	0.00
Southern California Region Total:		216	21,208.46	28,673.79
Southern Idaho Region				
3611209	GLENNS FERRY GROUP (ID)	8	116.41	64.79
3611216	H.O.W. GROUP (ID)	0	0.00	25.00
	INDIVIDUAL MEMBERS	11	291.00	23.25
3611220	INSANITY TO SERENITY MTG (ID)	1	12.50	0.00
3611404	MAGIC VALLEY AREA (ID)	1	160.00	16.46
3613003	MEN'S RETREAT (MAGIC VALLEY)	0	0.00	184.41
3611218	MERIDIAN PRIMARY PURPOSE (ID)	3	297.50	65.00
3611219	MINK CREEK FIRESIDE MTG (ID)	1	200.00	0.00
3611215	MONDAY MAYHEM NA (ID)	0	0.00	195.00
3611210	MOUNTAIN HOME GROUP (ID)	0	0.00	80.00
3611221	NA GROUP (ID)	1	20.00	0.00
3613004	PACIFIC NORTHWEST CONVENTION	0	0.00	6,028.83
3611601	SOUTHERN IDAHO RSC	1	1,505.35	0.00
3611217	THE LIE IS DEAD GROUP (ID)	0	0.00	40.00
3611402	TREASURE VALLEY AREA (ID)	2	757.19	469.49
Southern Idaho Region Total:		29	3,359.95	7,192.23
Spain Region				
3631204	EL SALONCITO MARBELLA (SP)	0	0.00	98.50
3631203	GROUP CRECIENDO JUNTOS (SP)	3	120.00	464.50
	INDIVIDUAL MEMBERS	20	883.71	315.00
3631601	SPAIN RSC	0	0.00	1,847.55
Spain Region Total:		23	1,003.71	2,725.55
Sweden Region				
	INDIVIDUAL MEMBERS	7	530.00	891.00
3641213	MARIAGRUPPEN (SWEDEN)	1	75.00	0.00
3643001	NACKA PEAKERDAY (SWEDEN)	1	320.00	400.00
3641201	NEW WAY OF LIFE GROUP (SW)	1	154.81	255.10
3641601	SWEDEN RSC	0	0.00	3,833.40
Sweden Region Total:		10	1,079.81	5,379.50
Tejas Bluebonnet Region				
3651214	1960 GROUP OF NA	2	22.28	0.00
3651227	ALIVE & KICKING GROUP	1	331.00	0.00
3651405	CENTRAL TEXAS AREA	0	0.00	621.71
3651238	EASY DOES IT (TX)	0	0.00	156.33
3651403	ESPERANZA AREA (TX)	1	100.00	1,500.00
3653002	ESPERANZA AREA ACTIVITIES	0	0.00	243.69
3651237	GREAT BEGINNINGS GROUP	0	0.00	665.00
3651404	HILL COUNTRY AREA (TX)	2	1,810.11	0.00
3651402	HOUSTON AREA (HASCONA)	8	724.06	499.29
3651233	HUGS NOT DRUGS (TX)	9	110.00	130.00
	INDIVIDUAL MEMBERS	19	2,600.00	940.00
3651220	LOST & FOUND GROUP (TX)	3	314.51	673.07
3651230	MONTHLY FREE TODAY (TX)	0	0.00	60.00
3651241	OLD SCHOOL K I S GROUP (TX)	3	42.15	0.00
3651239	PHOENIX GROUP (TX)	5	301.00	130.00
3651240	SATURDAY NIGHT LIVE (TX)	4	226.86	0.00
3651229	STEPPING UP GROUP	4	400.93	130.00
3651601	TEJAS BLUEBONNET RSC	4	5,953.86	1,103.91
3651223	THE SOONER THE BETTER (TX)	0	0.00	340.07
3651236	VICTORIA NA GROUP (TX)	2	300.00	150.00
Tejas Bluebonnet Region Total:		67	13,236.76	7,343.07
Tri State Region				
3661201	BEECHWOOD GROUP (PA)	4	61.50	55.50
3661402	CENTRAL WESTERN PA AREA (CWPA)	8	200.00	0.00
3661265	CLEAN AND SERENE GROUP (OH)	0	0.00	10.00
3661225	DORMONT GROUP	0	0.00	20.00
3661414	EAST END AREA (EEANA) (PA)	2	1,088.00	940.00



		2013-2014 # of Contrib.	2013-2014 YTD Contributions	2012-2013 Contributions
3661260	FRIDAY JUST FOR TODAY (PA)	1	35.00	0.00
3661216	FRIENDLY GROUP (PA)	0	0.00	25.00
3661261	GIFT OF RECOVERY (PA)	0	0.00	75.00
3661409	GREATER ERIE AREA	1	75.19	0.00
3661266	GROWING TREE GROUP (PA)	1	135.00	122.00
	INDIVIDUAL MEMBERS	1	25.00	35.00
3661408	INTERSTATE CROSSROADS AREA	4	1,996.71	660.00
3661412	LAWRENCE COUNTY AREA SER COM	0	0.00	1,000.00
3661212	LIVE OR DIE GROUP (PA)	1	200.00	0.00
3661263	LIVING IN RECOVERY GROUP (PA)	8	242.74	196.57
3661415	NPASCNA	3	1,514.03	3,632.39
3661268	REAL DEAL (PA)	2	50.00	0.00
3661407	SOUTH HILLS AREA (PA)	5	2,589.54	1,014.94
3661262	ST MARY'S SAT NIGHT NEWCOMERS	1	70.00	0.00
3661264	SUNDAY MORNING SERENITY (WV)	1	20.00	70.00
3661601	TRI - STATE RSC	1	1,047.91	749.67
3661267	U GOTTA WANNA GROUP (PA)	1	37.00	0.00
3661204	WOMEN'S RECOVERY GROUP (PA)	3	60.00	30.00
	Tri State Region Total:	48	9,447.62	8,636.07
Turkish Region				
30D1201	LTC/TURKEY	1	13.00	0.00
30D1601	TURKISH REGION	0	0.00	100.00
	Turkish Region Total:	1	13.00	100.00
United Kingdom Region				
3941202	HIGHLANDS AND ISLANDS GP (UK)	1	1.00	0.00
	INDIVIDUAL MEMBERS	18	222.00	639.75
3941601	UNITED KINGDOM REGION	2	11,335.07	10,211.12
	United Kingdom Region Total:	21	11,558.07	10,850.87
Upper Midwest Region				
	INDIVIDUAL MEMBERS	13	133.00	120.00
3671402	LAKE AGASSIZ AREA SERVICE COMM	2	1,050.75	0.00
	Upper Midwest Region Total:	15	1,183.75	120.00
Upper Rocky Mountain Region				
3681219	ALIVE & FREE GROUP (WY)	3	105.00	0.00
3681403	CENTRAL BASIN AREA OF NA	2	600.00	0.00
3681404	CENTRAL WYOMING AREA	0	0.00	741.12
3681202	CLEAN & FREE GROUP (WY)	1	100.00	100.00
3681217	CLEAN & SERENE GROUP (WY)	0	0.00	75.00
3681201	LIVING PROOF GROUP (WY)	5	272.49	404.29
3681218	NOON MIRACLE (WY)	0	0.00	100.00
3681214	THERMOP NA	1	50.00	0.00
3681601	UPPER ROCKY MOUNTAIN RSC	0	0.00	2,895.42
3683001	UPPER ROCKY MOUNTAIN RSC CONV	0	0.00	200.00
3681401	WYO - BRASKA AREA	0	0.00	44.13
3681402	WYOMING WESTERN AREA	1	331.48	100.00
	Upper Rocky Mountain Region Total:	13	1,458.97	4,659.96
Uruguay Region				
	INDIVIDUAL MEMBERS	0	0.00	50.00
3741601	URUGUAY REGION	1	632.36	844.64
	Uruguay Region Total:	1	632.36	894.64
Utah Region				
3691214	ARCHWAYS TO RECOVERY (UT)	0	0.00	200.00
3691219	BOOK STUDY GROUP (UT)	0	0.00	10.00
3691218	EASY DOES IT GROUP (UT)	0	0.00	20.00
	INDIVIDUAL MEMBERS	2	73.00	2,489.00
3691405	LAKESIDE UNITY AREA OF NA	10	262.50	429.02
3691216	LIVING THE PROMISE (UT)	3	74.00	467.50
3691215	NEW FOUND REALITIES (UT)	0	0.00	155.00
3691217	NINER GROUP (UT)	0	0.00	20.00
3691401	NORTHERN UTAH AREA	13	494.93	414.90
3691220	SEARCH FOR SERENITY (UT)	3	45.00	0.00
3691601	UTAH RSC	7	183.27	1,285.33
	Utah Region Total:	38	1,132.70	5,490.75



		2013-2014 # of Contrib.	2013-2014 YTD Contributions	2012-2013 Contributions
Venezuela Region				
30S1601	VENEZUELA REGION	0	0.00	300.00
	Venezuela Region Total:	0	0.00	300.00
Volunteer Region				
	INDIVIDUAL MEMBERS	1	200.00	37.00
3701244	NEVER ALONE GROUP (TN)	2	55.00	15.00
3701236	NO MATTER WHAT GROUP (TN)	0	0.00	140.66
3701202	NOTHING TO FEAR GROUP (TN)	0	0.00	130.72
3701206	PRIMARY PURPOSE GROUP (TN)	9	173.67	135.25
3701601	VOLUNTEER RSC	2	1,301.00	9,500.00
	Volunteer Region Total:	14	1,729.67	9,958.63
Washington - Northern Idaho				
3711258	A SIMPLE SOLUTION (WA)	5	212.44	221.85
3713010	ANNUAL SPIRITUAL BREAKFAST (WA)	2	200.00	0.00
3711257	ATMOSPHERE OF RECOVERY (WA)	15	2,164.00	2,503.84
3711271	BGNA (WA)	6	77.00	0.00
3711268	BREAKING THE CHAIN GROUP (WA)	2	65.00	0.00
3711270	BROTHERS IN RECOVERY (WA)	1	100.00	0.00
3711267	BURNING DESIRES GROUP (WA)	1	48.76	0.00
3711265	CIRCLE OF RECOVERY (WA)	3	170.00	60.00
3713001	COURAGE TO CHANGE RETREAT (WA)	1	107.18	10.84
3711275	EEE - KOOSH-EVA (WA)	1	50.00	0.00
3711251	FREEDOM GROUP OF SEATTLE WA	3	119.00	30.50
3711238	FRIDAY HARBOR GROUP	1	6.47	39.31
3711207	FRIDAY NIGHT ALIVE GROUP (WA)	10	300.00	750.00
3711269	FRIDAY NIGHT LIVE GROUP (WA)	3	237.47	0.00
3711241	FRIDAY NIGHT STEP STUDY (WA)	4	76.50	235.47
3711273	HOPE IN SOUTH EVERETT (WA)	1	23.00	0.00
	INDIVIDUAL MEMBERS	75	6,467.63	7,816.91
3711226	KIND OF THURSDAY NIGHT GROUP	4	285.00	343.00
3711261	LIVING CLEAN... (WA)	6	951.50	129.00
3711222	LOVIN' SPOONFULL NA	4	63.00	110.92
3711276	MEN W.I.P. GROUP (WA)	1	18.75	0.00
3711244	MONDAY NIGHT RECOVERY	0	0.00	30.00
3711213	MORE GRATITUDE LESS ATTITUDE	10	346.02	165.50
3711263	NA WOMEN (WA)	0	0.00	12.00
3711406	NORTH PUGET SOUND AREA (WA)	1	500.00	0.00
3711410	NORTHWEST WASHINGTON AREA	3	715.42	731.60
3711248	OASIS GROUP	4	441.71	176.08
3711240	RECOVERY BY THE BOOK	0	0.00	28.00
3711262	SATURDAY NIGHT LIVE (WA)	0	0.00	12.82
3711401	SEATTLE AREA (WA)	2	261.12	534.69
3711252	SERENITY CIRCLE MTG (WA)	1	154.00	210.00
3711274	SERENITY IN SNOHOMISH (WA)	1	100.00	0.00
3711272	SOLUTIONS (WA)	1	100.00	0.00
3711412	SOUTH KING COUNTY (SKCANA)	10	545.34	370.69
3711413	SOUTH PUGET SOUND ASC (WA)	6	600.00	0.00
3711223	SOUTHENDERS GROUP	0	0.00	52.84
3711403	THE LEWIS COUNTY AREA (TLCANA)	1	266.24	0.00
3711229	TOWER OF POWER GROUP (WA)	3	210.00	0.00
3711260	UNDER THE BRIDGE (WA)	0	0.00	50.00
3711205	UNITY IN UNION GROUP (OR)	4	73.42	31.97
3711264	UNITY ON WHIDBEY (WA)	0	0.00	210.75
3711601	WASHINGTON-NORTHERN IDAHO RSC	4	24,122.90	11,761.14
3711266	Y NOT GROUP (WA)	1	40.00	0.00
	Washington - Northern Idaho Total:	201	40,218.87	26,629.72
Western New York Region				
	INDIVIDUAL MEMBERS	0	0.00	29.00
3811215	SERENITY COURAGE & WISDOM (NY)	0	0.00	20.00
3811212	SIMPLICITY IS THE KEY (NY)	1	26.17	0.00
3811601	WESTERN NEW YORK RSC	1	1,000.00	0.00
	Western New York Region Total:	2	1,026.17	49.00



		2013-2014 # of Contrib.	2013-2014 YTD Contributions	2012-2013 Contributions
Western Russia Region				
	INDIVIDUAL MEMBERS	1	100.00	15.00
30Q1601	WESTERN RUSSIA REGION	0	0.00	100.00
	Western Russia Region Total:	1	100.00	115.00
Wisconsin Region				
3721219	A FINE LINE GROUP (IL)	1	25.00	0.00
3721406	BADGERLAND AREA SERVICE	4	466.10	274.58
3721218	FRIDAY NIGHT LIVE (IL)	1	200.00	0.00
	INDIVIDUAL MEMBERS	21	571.13	60.00
3721216	LOVE IT OR LEAVE IT (WI)	1	5.00	0.00
3721408	MILWAUKEE AREA SERVICE (WI)	8	800.00	0.00
3721402	NORTHEAST WISCONSIN AREA	6	672.44	327.25
3721213	ROAD TO RECOVERY	1	1.68	0.00
3721215	THURSDAY NIGHT NA (WI)	0	0.00	50.00
3723001	UNITED STATES SERVICE COMM	1	272.24	50.00
3721217	VISION OF HOPE GROUP (WI)	5	63.00	0.00
3721214	WHEN AT THE END OF THE ROAD	2	301.00	280.25
3721601	WISCONSIN RSC	1	93.38	0.00
3721212	WOMEN IN RECOVERY (WI)	4	68.06	219.88
	Wisconsin Region Total:	56	3,539.03	1,261.96
	Grand Total:	3,287	\$784,472.11	\$747,354.93



		Jul12/ Jun13 # of Contrib.	Jul12/ Jun13 YTD Contrib.	Jul11/ Jun12 Contributions
Utah Region				
3691214	ARCHWAYS TO RECOVERY (UT)	1	200.00	200.00
3691219	BOOK STUDY GROUP (UT)	1	10.00	0.00
3691402	CENTRAL UTAH AREA	0	0.00	233.94
3691218	EASY DOES IT GROUP (UT)	1	20.00	0.00
	INDIVIDUAL MEMBERS	12	2,489.00	510.01
3691405	LAKESIDE UNITY AREA OF NA	10	429.02	560.89
3691216	LIVING THE PROMISE (UT)	6	467.50	107.50
3691215	NEW FOUND REALITIES (UT)	3	155.00	58.00
3691217	NINER GROUP (UT)	1	20.00	0.00
3691401	NORTHERN UTAH AREA	12	414.90	448.62
3691601	UTAH RSC	6	1,285.33	784.06
	Utah Region Total:	53	5,490.75	2,903.02
Venezuela Region				
30S1601	VENEZUELA REGION	3	300.00	200.00
	Venezuela Region Total:	3	300.00	200.00
Volunteer Region				
	INDIVIDUAL MEMBERS	2	37.00	437.45
3701247	LITTLE RIVER GROUP	0	0.00	317.48
3701248	MIRACLES HAPPEN NA GROUP (TN)	0	0.00	167.49
3701244	NEVER ALONE GROUP	1	15.00	47.50
3701246	NEW HORIZON GROUP	0	0.00	30.41
3701236	NO MATTER WHAT GROUP (TN)	3	140.66	301.00
3701202	NOTHING TO FEAR GROUP (TN)	2	130.72	223.96
3701206	PRIMARY PURPOSE GROUP (TN)	5	135.25	117.00
3701601	VOLUNTEER RSC	4	9,500.00	8,676.33
3701401	WEST TENNESSEE AREA	0	0.00	1,406.15
	Volunteer Region Total:	17	9,958.63	11,724.77
Washington - Northern Idaho				
3711258	A SIMPLE SOLUTION (WA)	4	221.85	97.00
3711233	ASK IT BASKIT GROUP (WA)	0	0.00	40.00
3711257	ATMOSPHERE OF RECOVERY (WA)	7	2,503.84	2,125.00
3711265	CIRCLE OF RECOVERY (WA)	1	60.00	0.00
3713001	COURAGE TO CHANGE RETREAT (WA)	1	10.84	0.00
3711259	FREEDOM FROM OURSELVES (WA)	0	0.00	228.93
3711251	FREEDOM GROUP OF SEATTLE WA	1	30.50	26.50
3711238	FRIDAY HARBOR GROUP	4	39.31	63.21
3711207	FRIDAY NIGHT ALIVE GROUP (WA)	6	750.00	180.00
3711241	FRIDAY NIGHT STEP STUDY (WA)	2	235.47	156.50
	INDIVIDUAL MEMBERS	84	7,816.91	5,241.34
3711255	JUST FOR TODAY (WA)	0	0.00	5.00
3711226	KIND OF THURSDAY NIGHT GROUP	3	343.00	250.00
3711261	LIVING CLEAN... (WA)	4	129.00	0.00
3711222	LOVIN' SPOONFULL NA	7	110.92	0.00
3711244	MONDAY NIGHT RECOVERY	1	30.00	0.00
3711213	MORE GRATITUDE LESS ATTITUDE	8	165.50	401.40
3711250	NA REGULARS OF SEATTLE WA	0	0.00	100.79
3711263	NA WOMEN (WA)	1	12.00	0.00
3711406	NORTH PUGET SOUND AREA (WA)	0	0.00	250.00
3711254	NORTH SEATTLE HARDCORE (WA)	0	0.00	19.25
3711410	NORTHWEST WASHINGTON AREA	2	731.60	1,394.04



		Jul12/ Jun13 # of Contrib.	Jul12/ Jun13 YTD Contrib.	Jul11/ Jun12 Contributions
Washington - Northern Idaho continued				
3711248	OASIS GROUP	3	176.08	491.17
3711240	RECOVERY BY THE BOOK	1	28.00	0.00
3711262	SATURDAY NIGHT LIVE (WA)	1	12.82	0.00
3711401	SEATTLE AREA (WA)	2	534.69	477.77
3711252	SERENITY CIRCLE MTG (WA)	2	210.00	206.50
3711216	SERENITY SEEKERS GROUP (WA)	0	0.00	78.21
3711256	SOS GROUP (WA)	0	0.00	101.82
3711412	SOUTH KING COUNTY (SKCANA)	8	370.69	720.48
3711413	SOUTH PUGET SOUND ASC (WA)	0	0.00	2,358.19
3711223	SOUTHERNERS GROUP	1	52.84	32.01
3711403	THE LEWIS COUNTY AREA (TLCANA)	0	0.00	20.00
3711253	TOP OF THE HILL (WA)	0	0.00	61.00
3711229	TOWER OF POWER GROUP (WA)	0	0.00	30.00
3711404	TRI - CITIES AREA (WA)	0	0.00	150.00
3711260	UNDER THE BRIDGE (WA)	1	50.00	0.00
3711205	UNITY IN UNION GROUP	3	31.97	191.76
3711264	UNITY ON WHIDBEY (WA)	1	210.75	0.00
3713010	WASHINGTON SPIRITUAL BREAKFAST	0	0.00	100.00
3711601	WASHINGTON-NORTHERN IDAHO RSC	3	11,761.14	31,966.70
Washington - Northern Idaho Total:		162	26,629.72	47,564.57
Western New York Region				
	INDIVIDUAL MEMBERS	1	29.00	27.44
3811215	SERENITY COURAGE&WISDOM (NY)	1	20.00	70.00
3811601	WESTERN NEW YORK RSC	0	0.00	1,000.00
3811213	WOMEN'S RECOVERY GROUP	0	0.00	30.00
Western New York Region Total:		2	49.00	1,127.44
Western Russia Region				
	INDIVIDUAL MEMBERS	2	15.00	252.00
30Q1601	WESTERN RUSSIA REGION	1	100.00	0.00
Western Russia Region Total:		3	115.00	252.00
Wisconsin Region				
3721406	BADGERLAND AREA SERVICE	4	274.58	280.04
	INDIVIDUAL MEMBERS	3	60.00	47.00
3721402	NORTHEAST WISCONSIN AREA	6	327.25	791.34
3721213	ROAD TO RECOVERY	0	0.00	63.93
3721215	THURSDAY NIGHT NA (WI)	1	50.00	0.00
3723001	UNITED STATES SERVICE COMM	1	50.00	0.00
3721214	WHEN AT THE END OF THE ROAD	4	280.25	0.00
3721601	WISCONSIN RSC	0	0.00	3,138.16
3721212	WOMEN IN RECOVERY (WI)	7	219.88	75.14
Wisconsin Region Total:		26	1,261.96	4,395.61
Grand Total:		3,037	747,354.93	666,859.42