



# Narcotics Anonymous World Services, Inc.

## 2021 Annual Report



PDF Version



page 3

**A Note from Your World Board**

page 6

**Staff & Offices**

page 10

**Production & Distribution**

page 12

**Financial Overview**

page 15

**Fellowship Contributions**



# Navigating Through This Report

## A Vision for NA Service



All of the efforts of Narcotics Anonymous are inspired by the **primary purpose** of our groups. Upon this common ground we stand committed.

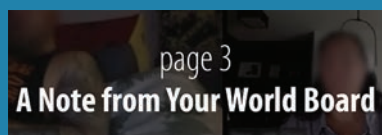
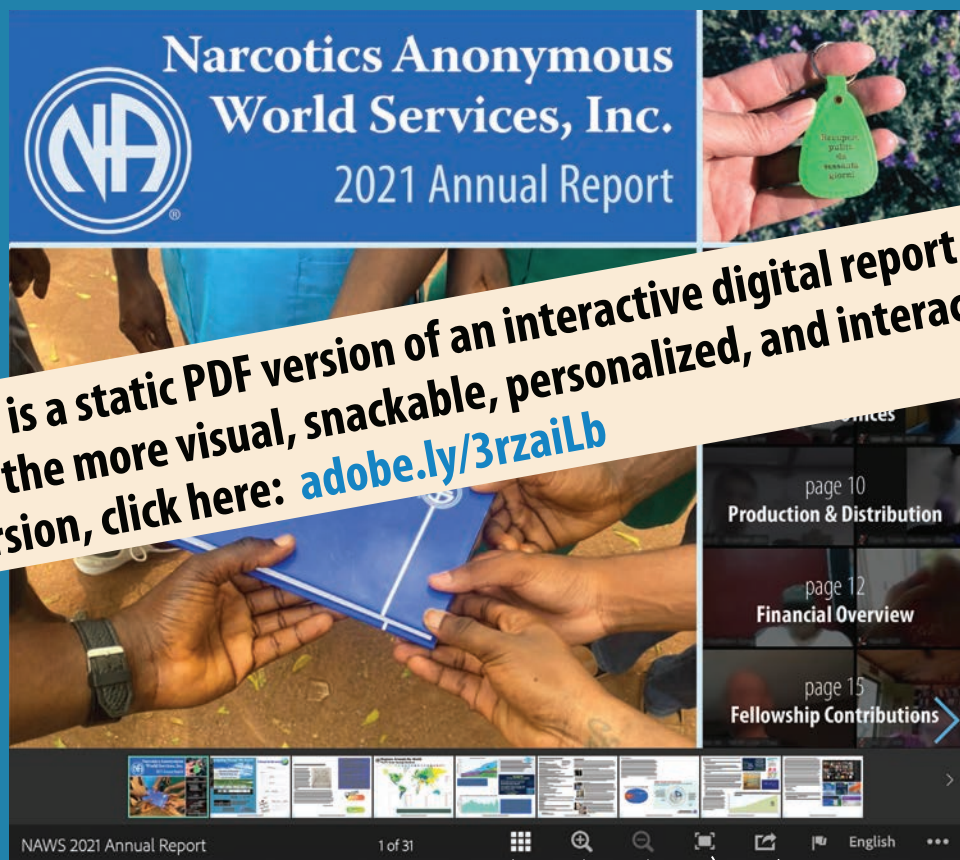
Our **vision** is that one day:

- Every addict in the world has the chance to experience our **message** in his or her own language and culture and find the opportunity for a new way of life;
- Every member, **inspired** by the gift of recovery, experiences spiritual growth and fulfillment through service;
- NA service bodies worldwide work together in a spirit of **unity** and **cooperation** to support the groups in carrying our message of recovery;
- Narcotics Anonymous has universal recognition and **respect** as a viable program of recovery.



**Honesty, trust, and goodwill** are the foundation of our service efforts, all of which rely upon the guidance of a loving Higher Power.

This is a static PDF version of an interactive digital report. For the more visual, snackable, personalized, and interactive version, click here: [adobe.ly/3rzaiLb](https://adobe.ly/3rzaiLb)



Click on page number to advance to that page



Click to move forward or back one page



Click for more content

## A Note from Your World Board

As the old saying goes, every crisis contains the seeds of opportunity. That has certainly been true for Narcotics Anonymous in the age of COVID-19. NA members found new ways to connect, serve, and contribute even as the world shut down. Our experience with virtual meetings, webinars, group chats, email blasts, and electronic publications allowed us to adapt to pandemic conditions quickly.

This *NAWS Annual Report* for the 2021 fiscal year (1 July 2020 through 30 June 2021) provides an overview of activities carried out on behalf of the Fellowship and overseen by your World Board. In addition to audited financial statements, a record of contributions, and illuminating charts and graphs that display information in digestible chunks, this report captures many of our accomplishments in this most unusual year. Despite the hardship of social isolation—and in many cases, profound loss—NA members, groups, and service bodies connected online like never before. The Fellowship also took unprecedented responsibility for NA World Services by contributing generously.

*(continued on page 7)*



Digital Online  
Annual Report



YOU ARE HERE

PDF  
Annual Report



## World Board Members

Board Member	First Elected	Term Ends	Location
Jose Luis Andreu	2016	2022*	San Juan, Puerto Rico
Jack Hovenier	2016	2022*	Bellingham, Washington, USA
Tim Smith	2016	2022*	Darlinghurst, Sydney, Australia
Tana Agostini	2012	2024	Saugerties, New York, USA
Irene Crawley	2012	2024	Westmeath, Ireland
Paul Fitzgerald	2012	2024	Petaling Jaya, Malaysia
Hammed Al-Tamimi	2018	2024	Kuwait City, Kuwait
Lib Edmonds	2018	2024	Christchurch, New Zealand
Yoel Geffen	2018	2024	Ashdod, Israel
Michael Bennett	2020	2026	Murfreesboro, Tennessee, USA
Danny Gershman	2020	2026	Pompano Beach, Florida, USA
Eduardo Gilioli	2020	2026	Jundiaí, São Paulo, Brazil
Jorge Mejia	2020	2026	Envigado, Colombia

\* The 2022 World Service Conference will decide if these terms will be extended to 2023.

## Human Resource Panel

	First Elected	Term Ends	
Nathaneal M	2018	2022*	Southport, Queensland, Australia
Craig R	2018	2022*	Arnold, Maryland, USA
Laura B	2020	2024	Albuquerque, New Mexico, USA
Arne H-G	2020	2024	Toronto, Ontario, Canada

## WSC Cofacilitators

	First Elected	Term Ends	
Daniel C	2018	2022*	Salina, Kansas, USA
Mario T	2020	2024	Oakville, Australia

\* The 2022 World Service Conference will decide if these terms will be extended to 2023.





# Regions Around the World

## 76,075 Weekly Meetings Worldwide

### USA—27,005 Meetings

\*Non WSC Participant

	Meetings
1 ABCD	250
2 Alabama/NW Florida	381
3 Alaska	112
4 Arizona	404
5 Arkansas	314
6 Best Little	142
7 Buckeye	205
8 California Inland	213
9 California Mid-State	312
10 Carolina	991
11 Central Atlantic	584
12 Central California	316
13 Chesapeake & Potomac	365
14 Chicagoland	402
15 Colorado	300
16 Connecticut	276
17 Eastern New York	237
18 Eastern Pennsylvania*	94
19 Florida	1,052
20 Free State	797
21 Georgia	725
22 Greater Illinois	210
23 Greater New York	755
24 Greater Philadelphia	481
25 Hawaii	112
26 Indiana	439
27 Iowa	278
28 Kentuckiana Bluegrass Appalachian	600
29 Lone Star	616
30 Louisiana	276
31 Metro Detroit	412
32 Michigan	421
33 Mid-America	306
34 Mid-Atlantic	438
35 Minnesota	396
36 Mississippi	240
37 Montana	196
38 Mountaineer	184
39 Nebraska	208
40 New England	510
41 New Jersey	488
42 North Carolina	340
43 Northern California	1,305
44 Northern New England	179
45 Northern New Jersey	261
46 Northern New York	225
47 Ohio	537
48 OK Region	337
49 Pacific Cascade	500
50 Red River*	49
51 Region 51	258
52 Rio Grande	183
53 San Diego/Imperial	400
54 Show-Me	600
55 Sierra Sage	173
56 South Dakota	71
57 South Florida	869
58 Southern California	1,094
59 Southern Idaho	121
60 Tejas Bluebonnet	575
61 Tri-State	650
62 Upper Midwest	84
63 Upper Rocky Mountain	125
64 Utah	96
65 Volunteer	377
66 Washington/North Idaho	910
67 Western New York	222
68 Wisconsin	406

### Canada—1,369 Meetings

\*Non WSC Participant

	Meetings
CN1 At-Sask	210
CN2 British Columbia	340
CN3 Canada Atlantic	90
CN4 Ontario	444
CN5 Quebec	285

### Central America—3,326 Meetings

\*Non WSC Participant

	Meetings
CA1 Antigua and Barbuda*	3
CA2 Aruba*	23
CA3 Baja Son	1,007
CA4 Barbados*	8
CA5 Belize*	4
CA6 Cayman Islands*	8
CA7 Costa Rica	240
CA8 Cuba*	27
CA9 El Salvador	81
CA10 Grenada*	1
CA11 Guatemala	104
CA12 Honduras*	104
CA13 Jamaica*	24
CA14 Martinique*	1
CA15 Mexico	749
CA16 Nicaragua	182
CA17 Occidente-Mexico	392
CA18 Panama	70
CA19 Quesqueyana	174
CA20 Region del Coqui	77
CA21 Saint Lucia*	5
CA22 Saint Vincent and the Grenadines*	2
CA23 Trinidad and Tobago*	18
CA24 Virgin Islands*	2

### South America—7,490 Meetings

\*Non WSC Participant

	Meetings
SA1 Argentina	784
SA2 Bolivia*	25
SA3 Brazil	410
SA4 Brazil Central*	296
SA5 Brazil Sul	406
SA6 Chile	420
SA7 Colombia	670
SA8 Ecuador	500
SA9 Grande Sao Paulo	981
SA10 Guyana*	7
SA11 HOW Brazil	955
SA12 Minas	297
SA13 Nordeste Brazil*	252
SA14 Paraguay*	40
SA15 Peru	140
SA16 Rio de Janeiro	869
SA17 Rio Grande do Sul*	150
SA18 Uruguay	180
SA19 Venezuela	98

### Western Europe—3,818 Meetings

\*Non WSC Participant

	Meetings
E1 Belgium	53
E2 Cyprus*	4
E3 Denmark	110
E4 Finland	202
E5 France	175
E6 German Speaking	350
E7 Greece	125
E8 Greenland*	1
E9 Iceland*	9
E10 Ireland	237
E11 Italy	168
E12 Luxembourg*	2
E13 Malta*	11
E14 Netherlands	273
E15 Norway	112
E16 Portugal	133
E17 Spain	232
E18 Sweden	440
E19 Switzerland*	67
E20 UK Region	1,214

### Africa—499 Meetings

\*Non WSC Participant

	Meetings
A1 Angola*	2
A2 Botswana*	1
A3 Cape Verde Islands*	3
A4 Congo	2
A5 Ethiopia*	1
A6 Gambia, The*	1
A7 Ghana*	2
A8 Kenya*	27
A9 Liberia*	9
A10 Malawi*	1
A11 Morocco*	2
A12 Mozambique*	3
A13 Namibia*	5
A14 Nigeria*	7
A15 Rwanda*	1
A16 South Africa	346
A17 Swaziland*	1
A18 Tanzania*	56
A19 Uganda*	6
A20 Zambia*	3
A21 Zanzibar*	6
A22 Zimbabwe*	14

### Middle East—26,747 Meetings

\*Non WSC Participant

	Meetings
ME1 Afghanistan*	51
ME2 Bahrain*	15
ME3 Egypt	213
ME4 Iran R1*	21,825
ME5 Iraq R1*	2,250
ME6 Israel*	2
ME7 Jordan*	256
ME8 Lebanon*	5
ME9 Kuwait*	26
ME10 Oman*	4
ME11 Qatar*	14
ME12 Saudi Arabia*	7
ME13 Sudan*	57
ME14 United Arab Emirates*	4
ME15 United Arab Emirates*	21

### Asia Pacific—2,261 Meetings

\*Non WSC Participant

	Meetings
AP1 Antaresa New Zealand	166
AP2 Australia	628
AP3 Bangladesh*	30
AP4 Bhutan*	8
AP5 Cambodia*	6
AP6 China*	27
AP7 Hong Kong*	11
AP8 Indonesia*	49
AP9 Japan	576
AP10 Malaysia*	7
AP11 Maldives*	4
AP12 Mongolia*	2
AP13 Nepal	95
AP14 NERF	25
AP15 Pakistan North*	9
AP16 Pakistan South*	5
AP17 Philippines	202
AP18 Singapore*	12
AP19 SOSONA	316
AP20 South Korea*	5
AP21 Sri Lanka*	3
AP22 Thailand*	73
AP23 Vietnam*	2

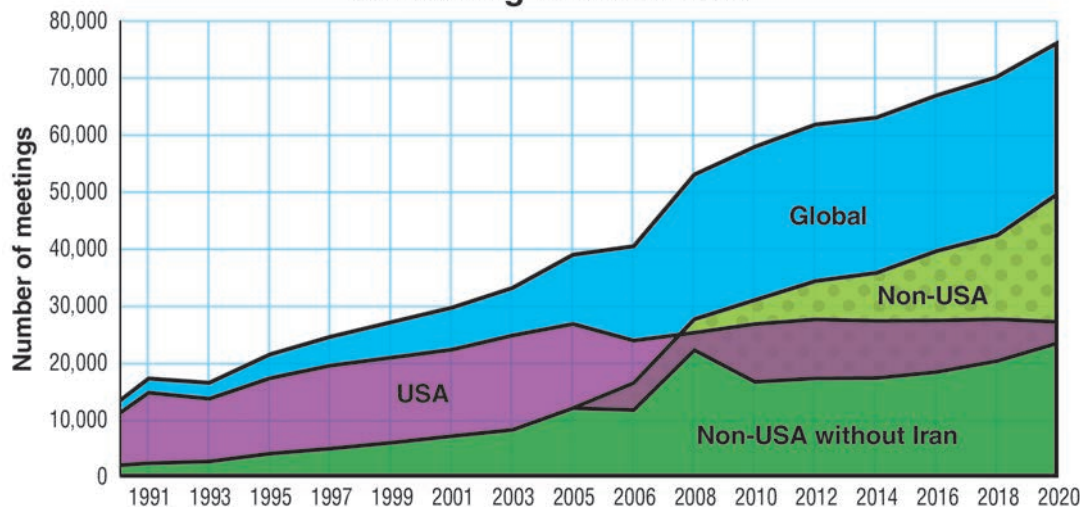
### Eastern Europe/Russia—3,460 Meetings

\*Non WSC Participant

	Meetings
EE1 Adriatic*	21
EE2 Big Moscow*	561
EE3 Blacklands (Russia)*	87
EE4 Bulgaria*	10
EE5 Czech-Slovak*	19
EE6 Estonia*	24
EE7 Far East (Russia)*	53
EE8 Hungary*	46
EE9 Latvia*	22
EE10 Lithuania	43
EE11 Moldova*	11
EE12 North-West Russia*	260
EE13 Poland	195
EE14 Povolzhye (Russia)*	416
EE15 Romania*	3
EE16 Siberia*	250
EE17 Turkey	36
EE18 Ukraine	304
EE19 Ural & West Siberia*	363
EE20 Western Russia	736

Pre-pandemic meeting numbers were drawn from regional and zonal reports to WSC 2020 and the NAWS database. Map distortions result from representing the curved earth on a flat surface. Regional boundaries are approximate. For additional Fellowship development resources, visit [na.org/?ID=fd-resources](http://na.org/?ID=fd-resources).

**NA Meeting Growth Trend**



Regular readers of the *NAWS Annual Report* will recognize this graph of meeting growth trends. It reflects data gathered before the pandemic and ensuing shutdown. Although we don't have new data to share, we can say that change is in the air. Pandemic safety measures drove many of us online and changed how we look at meetings and groups. Stay tuned for important discussions in your NA community, in local service bodies, and at the 2023 World Service Conference.



### COMING SOON: "Virtual Meetings Basics"

We are putting together a pamphlet with suggestions for best practices in virtual meetings based on the experience of NA members, including tips for keeping meetings safe, welcoming newcomers, and practicing the Seventh Tradition.

You can find a draft here: [www.na.org/toolbox](http://www.na.org/toolbox)

### RECOGNIZING VIRTUAL MEETINGS AS GROUPS

*Based on Fellowship input, the World Board plans to offer a motion to be considered at the 2023 World Service Conference.*

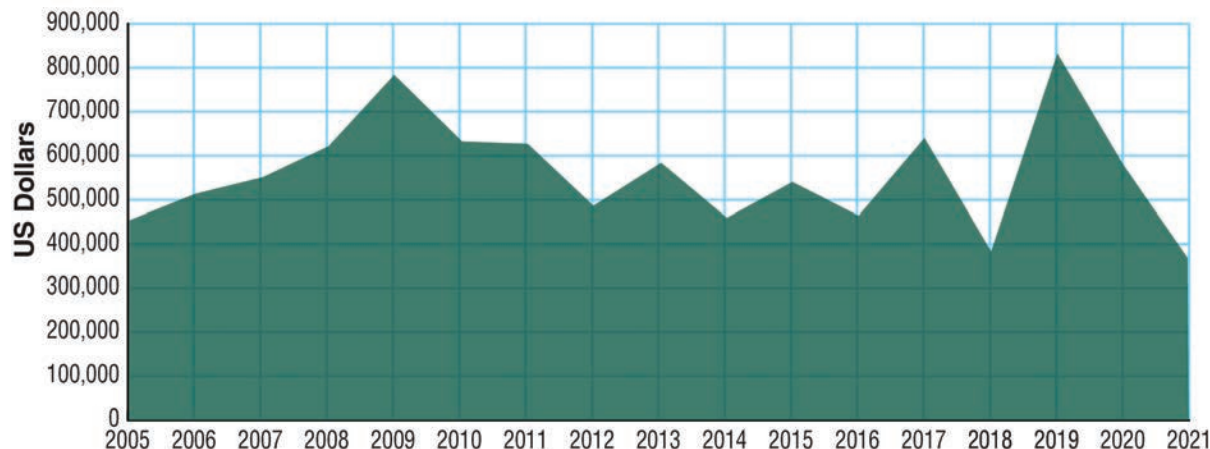
*In the meantime, the board encourages local service bodies to continue to recognize and embrace virtual meetings.*

[www.na.org/toolbox](http://www.na.org/toolbox)  
for more information



The WB would like to hear how it's going for local service bodies.  
[wb@na.org](mailto:wb@na.org)

**Cost to NAWS for Free & Subsidized Literature, 2005–2021**



We support NA communities in need and incarcerated members by subsidizing their costs for NA literature. As this chart illustrates, NAWS spends more than half a million US dollars a year to supply literature for free or at reduced prices. Despite the financial challenges of the 2021 fiscal year, sending literature to those in need continues to be a priority.



# NA World Services Staff

Chatsworth, California, USA

## Administration

*Executive Director:* Anthony Edmondson (ae@na.org)

*Assistant Executive Director:* Becky Meyer (becky@na.org)

*Executive Assistants:* Allie Jones, Eileen Perez (eileen.p@na.org)

*Administrative Support Specialists:* Andrey Glazkov, Johnny Lamprea (johnny@na.org)

## Asset Management

*Comptroller and Team Leader:* Debbie Carnahan (debbie@na.org)

*Staff Accountant:* Aisha Corning (aisha@na.org)

*NAWS Bookkeeper/Operations Coordinator:* Rochelle Medina (rochelle@na.org)

*Customer Service Supervisor:* Sylvia Cordero (sylvia@na.org)

*Customer Service Representative:* Pam Martin *Accounting Clerk:* Katie Valenzuela (katie@na.org)

## Communications

*Director of Communications:* Travis Koplow (travis@na.org)

*Project Coordinators:* Nick Elson (nick@na.org), Pamela Tindall (pam.t@na.org)

*Publications/Graphics Consultant:* Stacy Fowler (stacy.m@na.org)

## Fellowship Services

*Team Leader:* Steve Rusch (steve@na.org)

*Administrative Assistant:* Shirley Pius (shirley@na.org) *Team Assistants:* William Brundy, Linda DeLeo

## Information Technology

*IT Manager:* Matt Schmeck (matt@na.org)

*Database Administrator:* Lori Wheeler (lori@na.org)

*Network Administrator:* Juan Trejo (juan@na.org)

*IT Special Projects/Web Specialist:* David Buffington (davidb@na.org)

## Production

*Production Manager:* Fatia Birault (fatia@na.org)

*Graphic Arts/Production Planner:* Chris Meyers *Production Assistant:* Jesus Iniguez (jesus@na.org)

## Public Relations

*PR Manager:* Jane Nickels (jane.nickels@na.org) *PR Assistant:* Bob Shott *H&I Assistant:* Luis Padilla

## Receptionist

Camille Klein

## Translations

*Translations Manager:* De Jenkins (de.j@na.org) *Team Assistants:* Ken O'Neil, Jeff Walsh

## Warehouse

*Warehouse Manager:* Vince Alcala (vince@na.org)

*Shippers:* Hugo Ramirez (hugo@na.org), Jeff Rodriguez (jeffrey@na.org), Kelley Taylor (kelley@na.org)

### Departing Staff

Shane Colter (Translations Manager)

Keri Kirkpatrick (Administrative Assistant)

### New Staff in 2022


Shirley Pius

denotes staff that remain  
furloughed since March 2020

denotes staff called back  
from furlough

## Staff and Offices

The start of the 2021 fiscal year (FY) marked a low but hopeful point for NA World Services. Almost four months into the pandemic, we were critically understaffed but buoyed by increased contributions and a slight tick-up in literature sales. Some NAWS staff returned to work by the start of July 2020, but many more remained furloughed. This *NAWS Annual Report* for FY 2021 reflects current staffing as we publish in the spring of 2022.



### Your World Service Office (WSO)

Narcotics Anonymous World Services in Chatsworth, California, is the central resource hub for NA members, groups, and service bodies worldwide. The executive and administrative staff work with the World Board to carry out Conference-approved projects, coordinate workgroups, and support the World Convention. They communicate with members and the public through various periodicals, reports, webinars, and emails. The California office also produces and distributes NA literature, protects the Fellowship's copyrights and trademarks, and maintains our website, [www.na.org](http://www.na.org).



### Branch Offices

Paul Decock, Tanya B. Matheus, and Benjamin Marechal maintain WSO-Europe. They distribute literature in 35 languages, much of it printed on site. Emerging NA communities in Eastern Europe and Africa receive literature at no cost from WSO-Europe. The office serves members, groups, and institutions seeking information about NA, and supports the European Delegates Meeting.



Siamak Khajeian manages the Iranian branch of the World Service Office. He and his staff—Mohammad Ahmari, Shahram Chegini, Nemat Hosseini, and Farhad Poorsohi—support NA's fastest-growing community and its 21,974 meetings. WSO-Iran produces and distributes NA literature in Farsi. They also assist in the translation of documents and support many of the essential services offered by the region.



### Distribution Centers

Two distribution centers—one in Mississauga, Ontario, Canada, and the other in Bangalore, India—play a vital role in furthering our vision. Jacquie Sullivan and Paul Sullivan staff the Mississauga center, serving the literature needs of Canadian NA communities, while Pramila Dias distributes literature in twelve languages throughout South Asia from the Bangalore center.

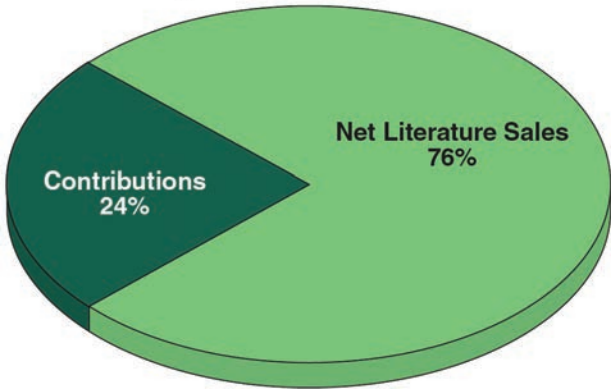


(A Note from Your World Board continued from page 3)

Shifting our financial model from one that depends on literature sales to a more sustainable model that relies on member contributions has been a long-standing goal for NA World Services. The financial impact of the pandemic made the need for this shift more urgent and pronounced. Members responded by increasing their contributions and stepped up to organize online events to raise funds, set up recurring drafts in record amounts, and honor others with NAWS contributions and e-cards. We are happy to report that member contributions for the 2021 fiscal year represented 25 percent of our income. That’s up from 10 percent in the previous fiscal year. We have a long way to go before we are self-supporting through member contributions, but we are on our way. Thank you!

(continued on page 8)

Income by Source for 2020–2021





**Table 1: Annual WSC & Fellowship Development Expenses  
and Total Weekly Meetings Worldwide**

Fiscal Year	2017	2017 w/out Iran	2018	2018 w/out Iran	2019	2019 w/out Iran	2020	2020 w/out Iran	2021	2021 w/out Iran
Number of meetings (worldwide approx.)	66,906	46,308	70,065	48,091	70,065	48,091	76,075	50,000	76,075	50,000
Total contributions received from meetings worldwide	\$1,189,265	\$1,189,265	\$1,000,300	\$1,000,300	\$805,208	\$805,208	\$999,209	\$999,209	\$1,731,015	\$1,731,015
Annual contributions received per meeting worldwide	\$17.78	\$25.68	\$14.28	\$20.80	\$11.49	\$16.74	\$13.13	\$19.98	\$22.75	\$34.62
Cost to fund Fellowship services (WSC support and Fellowship development)	\$4,892,954		\$5,309,403		\$5,108,158		Cost to fund 70% of all services	Cost to fund 70% of limited services given <b>emergency budget</b> and layoffs		
							\$3,858,948	\$1,827,480		
Dollars needed annually per meeting worldwide to cover Fellowship services	\$73.13	\$105.66	\$75.78	\$110.40	\$72.91	\$106.22	\$50.73	\$77.18	\$24.02	\$36.55
Percentage of expenses currently covered by Fellowship contributions	24%	24%	19%	19%	16%	16%	26%	26%	95%	95%

Narcotics Anonymous World Services supported NA's blossoming virtual presence by . . .

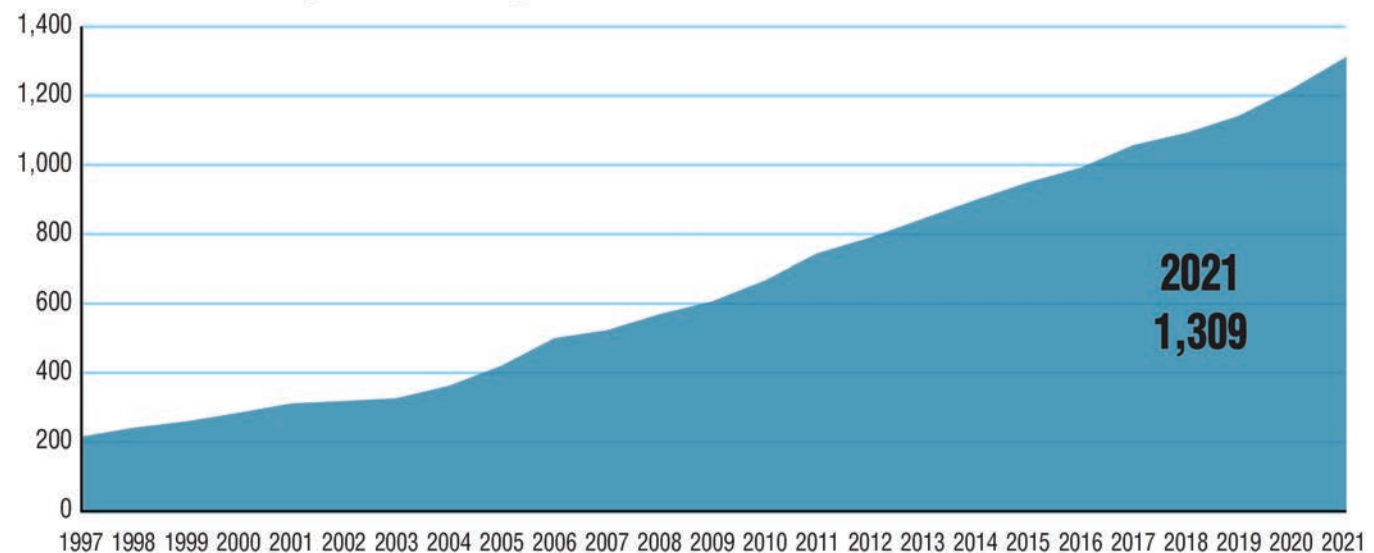
- focusing the [Local Service Toolbox Project](#) on effectively [carrying the NA message online](#);
- expanding and modernizing our online presence with our first [Instagram](#) account and a [page](#) of our website dedicated to sharing memes, videos, and other media;
- making [audio versions of the Basic Text](#) available in multiple languages at no cost;
- facilitating access to digitized [NA literature for incarcerated members](#);
- published and posted online a new informational pamphlet—[Mental Health in Recovery](#);
- moving our literature-development efforts online to keep the [Spiritual Principle a Day book project](#) on track with multiple rounds of collecting source material and circulating review and input drafts;
- hosting a record *six* open webinars, featuring the experience of members from Argentina to Indonesia, Nebraska to Nigeria, each simultaneously translated into multiple languages and attended by up to 1,000 people; and
- publishing more than 100 pieces of translated literature, including many newly translated pamphlets and booklets posted at [www.na.org/IPs](http://www.na.org/IPs).

We present this annual report in a digital format, as in the previous fiscal year. This saves money and trees while accommodating a more visual approach. Viewing the *AR* online allows readers to click and scroll as desired, exploring the material in whatever order desired. Those who prefer a static and printable version of the *AR* can download the PDF version.

*(continued next page)*



## Our Multilingual Catalog: Translated Literature and Other Products





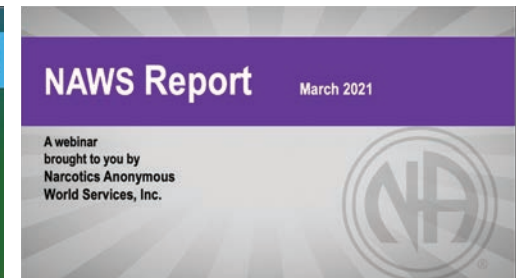
As members of the World Board, interacting with members—including each other—has always been vital to our work. We did our best to engage virtually, but we can't deny the difficulties. The WB has been meeting online since the start of pandemic restrictions. In fact, four of fourteen board members started their terms without an in-person orientation. Instead, we acclimated to meeting online each month and holding multiday board meetings on a virtual platform each quarter. We said goodbye to World Board Chair Tali from a distance when she passed in February 2021. We participated virtually in numerous events around the globe. Still, we missed the magic of hallway conversations and the one-on-one interactions that build relationships.

Nevertheless, we do our best to serve NA with gratitude and humility. NAWs' accomplishments would spark pride in an ordinary year. What we've achieved under duress is really quite remarkable—made possible by unprecedented Fellowship support and the dedication of NAWs staff. Thank you for standing with us and continuing to invest in our vision. We eagerly await the day when face-to-face contact will again be possible. We remain honored by the opportunity to serve the Fellowship we all love.

In gratitude,  
Your World Board

*Our groups, our neighboring communities, and our Fellowship as a whole are joined together in unity. The connections from one to the next, like strands of a spider web, are so fine they may go unseen, but they are also strong and flexible.*

*Guiding Principles, Tradition Four*

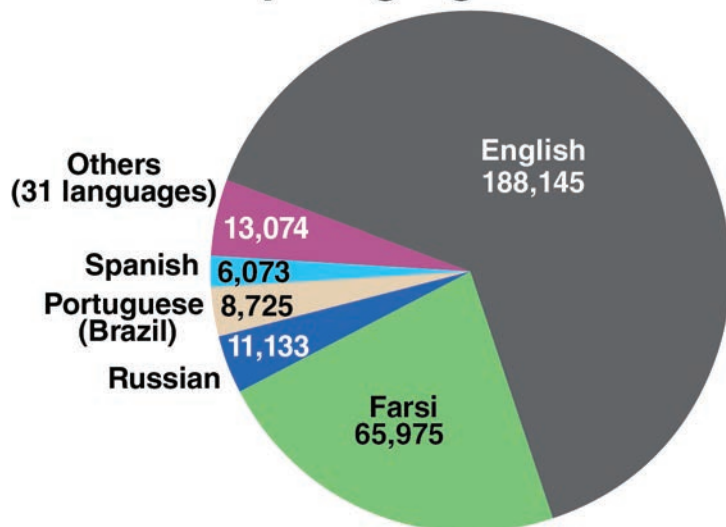


## Distribution data in charts and graphs for the 2021 fiscal year (FY 2021)

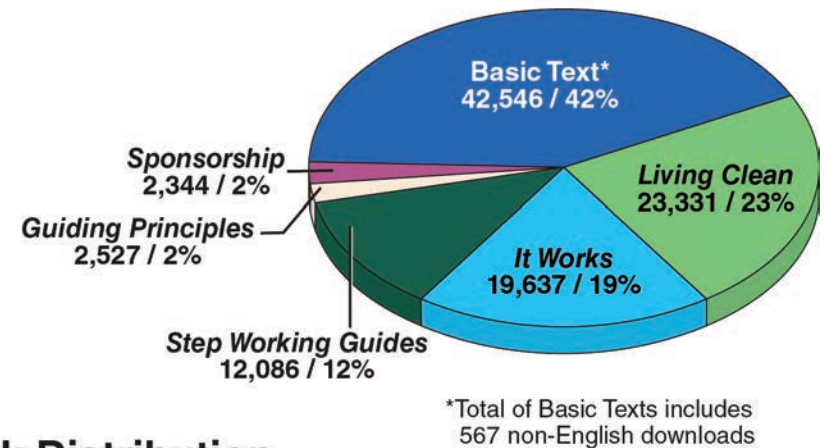
Context is important when considering this data. It reflects the first of two years in which pandemic safety measures constrained our activities. By the start of the fiscal year (1 July 2020), most meetings and events had moved online, and members, groups, and service committees stopped buying keytags and literature.

This year's data is, therefore, most unusual. Though we often compare distribution data over time to assess trends, doing so with this set of data may not be especially helpful or telling.

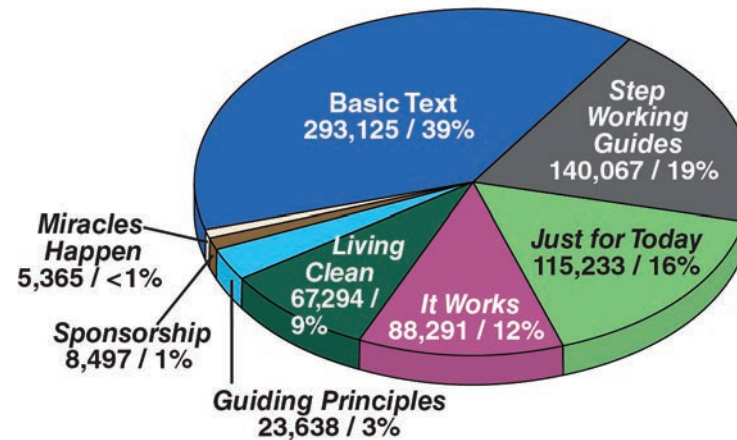
### FY 2021 Basic Text Distributed by Language



## Electronic Book Sales 2012–2021



### FY 2021 Book Distribution



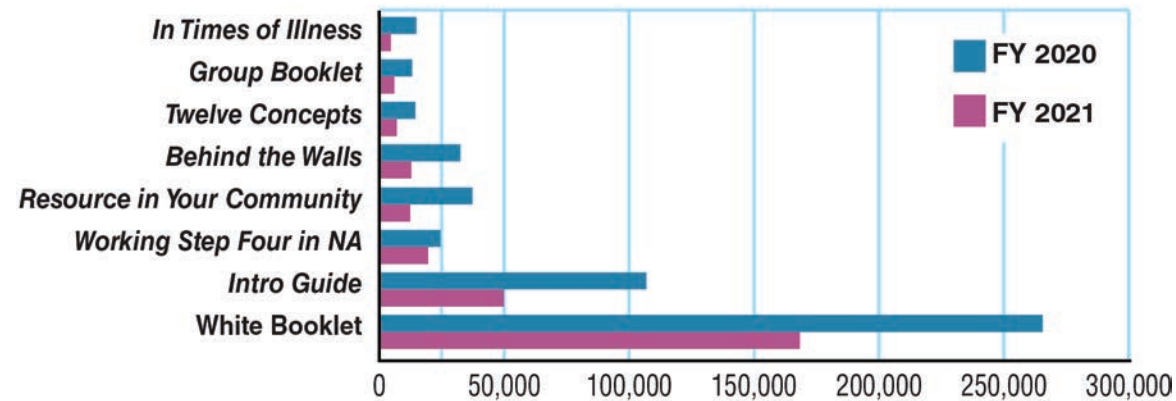
The Basic Text still accounts for the “lion’s share” of our book distribution

### Book Distribution since 1983

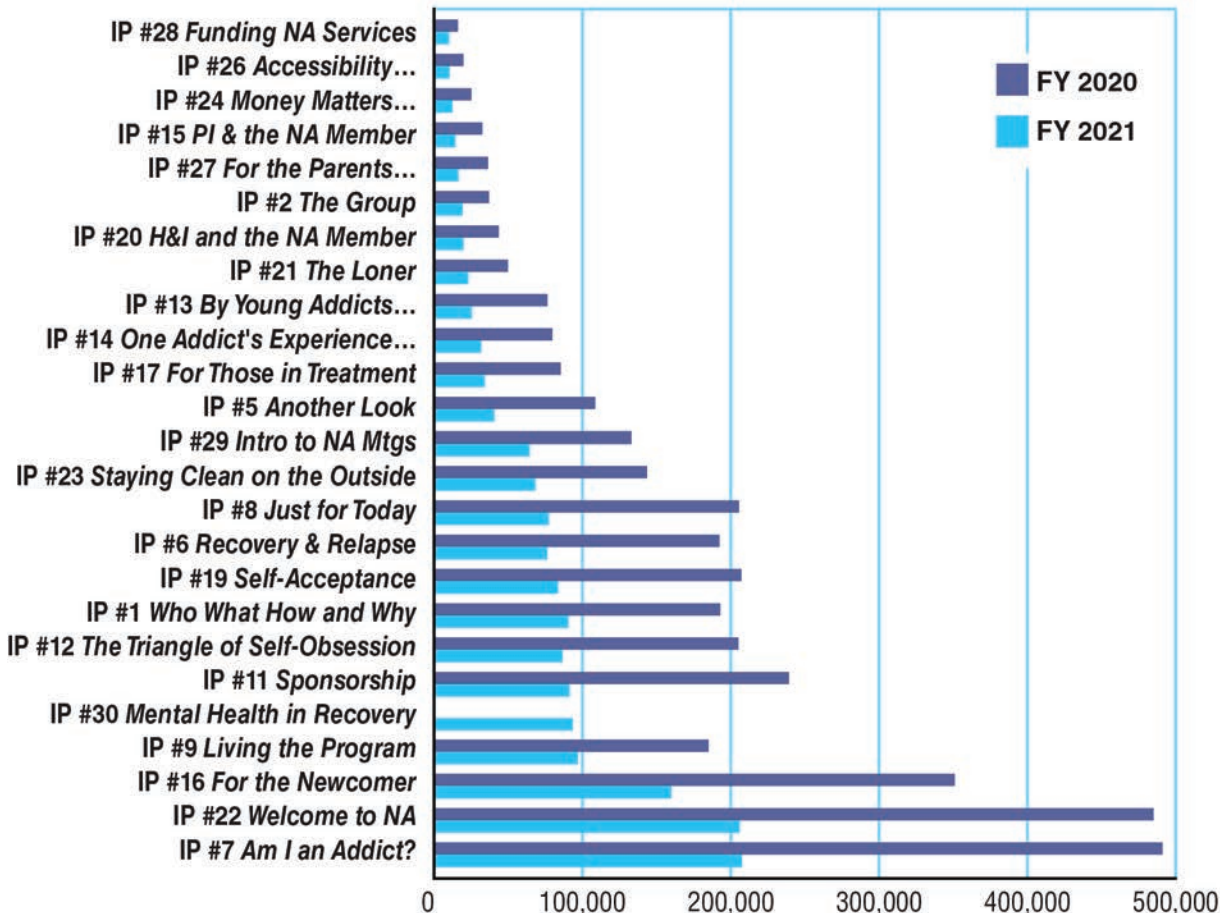
Book (pub date)	Total distributed	% of total	Average per year
Basic Text (1983)	12,266,684	52.4%	322,807
Just for Today (1991)	3,397,588	14.5%	113,253
Step Working Guides (1998)	3,240,035	13.8%	140,871
It Works: How & Why (1993)	2,977,403	12.7%	106,336
Living Clean (2012)	879,347	3.8%	97,705
Sponsorship (2004)	297,737	1.3%	17,514
Guiding Principles (2016)	239,777	1.0%	47,955
Miracles Happen (1998)	105,233	.5%	4,575
	23,403,804	100%	851,016



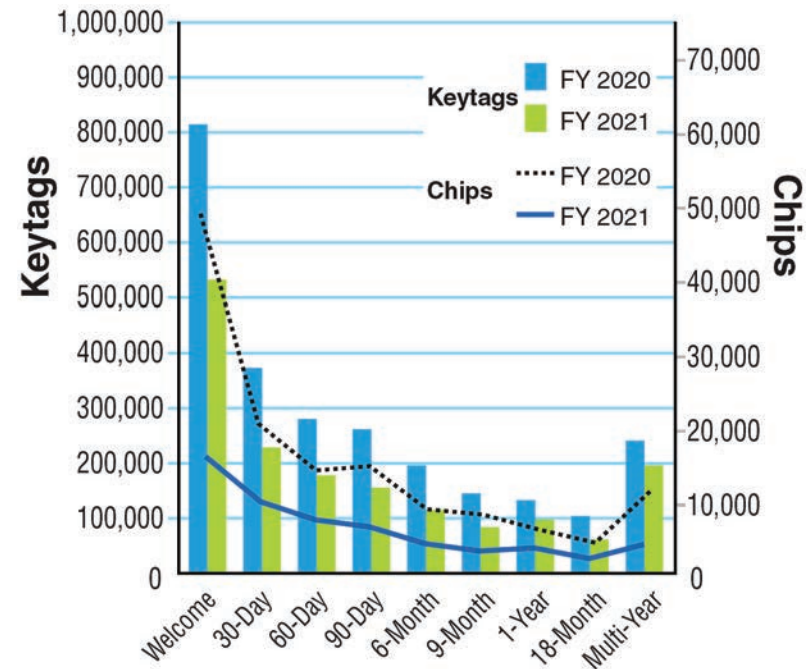
## Printed Booklets Distributed in FY 2021



## Informational Pamphlets Distributed in Print FY 2021



## Keytags & Chips

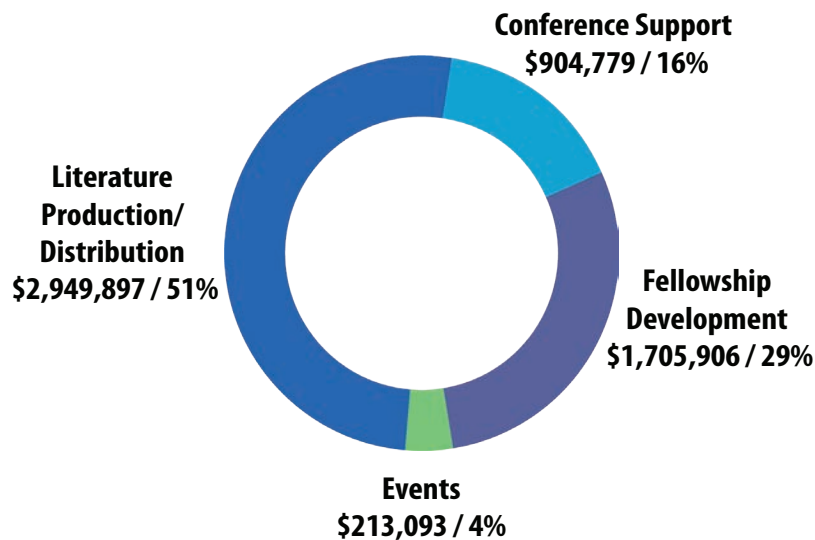


This section is our primary delivery method of financial information to interested members and outside parties, as required by law to maintain our nonprofit status.

The following financial statements document NAWS' financial position at the end of FY 2020:

1. Consolidated Statement of Financial Position (Balance Sheet)
2. Consolidated Statement of Activities (Income Statement)
3. Fellowship Contributions Report
4. Independent Auditors' Report

## Actual Expenses for FY 2021



## Narcotics Anonymous World Services Consolidated Statement of Financial Position

Balance Sheet For the Twelve Months Ending 30 June 2021

### CURRENT ASSETS

Cash and Cash Equivalents	
Checking Accounts and Money Market	\$ 1,792,926
Reserve Accounts	1,019,570
<b>Total Accessible Cash for Operations</b>	<b>\$ 2,812,495</b>
Cash in Iran	\$ 417,853
Reserve Accounts - EIDL & PPP	1,343,890
<b>Cash Total</b>	<b>\$ 4,574,238</b>
Accounts Receivable	
Accounts Receivable	\$ 671,017
Convention & Conference Clearing Accounts	0
Less Allowance for Doubtful Accounts	(110,571)
<b>Receivable Total</b>	<b>\$ 560,446</b>
Inventory	\$ 1,757,319
Prepaid Expenses and Sales Deposits	36,346
WCNA Deposits and Prepaid Expenses	50,463
<b>Total Current Assets</b>	<b>\$ 1,844,127</b>

### EQUIPMENT, FURNITURE AND IMPROVEMENTS

Equipment and Furniture	\$ 1,178,554
Leasehold Improvements	1,165,171
Intellectual and Software Property	3,344,846
Less Accumulated Depreciation and Amortization	(4,965,936)
<b>Total Equipment, Furniture and Improvements</b>	<b>\$ 722,634</b>
<b>TOTAL ASSETS</b>	<b>\$7,701,446</b>

### CURRENT LIABILITIES

Accounts Payable	\$ 86,271
Paycheck Protection Program- Current	749,141
Deferred Rent	85,237
Accrued Payroll Expense	234,790
<b>Total Current Liabilities</b>	<b>\$1,155,439</b>

### LONG TERM LIABILITIES

Economic Injury Disaster Loan	\$ 150,000
Paycheck Protection Program	444,749
<b>Total Long Term Liabilities</b>	<b>\$594,749</b>

### DEFERRED INCOME

Conventions	0
<b>Total Deferred Income</b>	<b>0</b>

### NET ASSETS

Previous Unrestricted Net Assets	4,955,553
Current Gain / (Loss) Unrestricted Net Assets	\$ 995,706
<b>Total Net Assets</b>	<b>\$ 5,951,258</b>
<b>TOTAL LIABILITIES AND NET ASSETS</b>	<b>\$ 7,701,446</b>



# Narcotics Anonymous World Services Consolidated Statement of Activities

**Income Statement** For the Twelve Months  
Ending 30 June 2021

	YTD ACTUAL	YTD BUDGET	VARIANCE	VARIANCE%
<b>INCOME</b>				
<b>RECOVERY LITERATURE INCOME</b>				
BASIC TEXT	\$ 1,401,733	\$ 1,562,323	\$ (160,589)	-10%
BASIC TEXT: Translated	173,845	176,570	(2,726)	-2%
BASIC TEXT: Softcover	837,092	760,255	76,837	10%
JUST FOR TODAY	710,978	589,128	121,851	21%
WORKS: HOW & WHY	542,225	453,085	89,140	20%
SPONSORSHIP BOOK	24,976	21,867	3,109	14%
STEP WORKING GUIDES	752,037	644,686	107,351	17%
LIVING CLEAN	360,697	290,278	70,419	24%
GUIDING PRINCIPLES	126,003	167,173	(41,170)	-25%
ePUB BOOKS	132,890	73,963	58,927	80%
LITERATURE INCOME (IRAN)	187,602	459,770	(272,168)	-59%
OTHER RECOVERY LITERATURE	417,788	1,053,896	(636,108)	-60%
<b>Subtotal</b>	<b>\$ 5,667,865</b>	<b>\$ 6,252,991</b>	<b>\$ (585,127)</b>	<b>-9%</b>
<b>OTHER INVENTORY INCOME</b>				
MEDALLIONS	\$ 686,953	\$ 667,354	\$ 19,599	3%
KEY TAGS & CHIPS	627,304	985,239	(357,935)	-36%
NON-FIPT INFORMATION BOOKLETS	7,698	88,257	(80,559)	-91%
SERVICE MATERIAL	64,979	187,031	(122,053)	-65%
SPECIALTY ITEMS	98,348	74,643	23,705	32%
MIRACLES HAPPEN	19,156	14,049	5,107	36%
<b>Subtotal</b>	<b>\$ 1,504,437</b>	<b>\$ 2,016,573</b>	<b>\$ (512,136)</b>	<b>-25%</b>
SHIPPING	\$ 541,668	431,905	\$ 109,763	25%
DISCOUNTS	(953,053)	(1,108,561)	155,508	-14%
DEVELOPMENTAL SUBSIDIES & ALLOWANCES	(124,377)	(132,378)	8,001	-6%
<b>Subtotal</b>	<b>\$ (535,763)</b>	<b>\$ (809,034)</b>	<b>\$ 273,272</b>	<b>-34%</b>
<b>Gross Literature Income (less discounts)</b>	<b>\$ 6,636,539</b>	<b>\$ 7,460,531</b>	<b>\$ (823,991)</b>	<b>-11%</b>
<b>Gross Literature Income ( without IRAN )</b>	<b>\$ 6,448,937</b>	<b>\$ 7,000,761</b>	<b>\$ (551,824)</b>	<b>-8%</b>
<b>RECOVERY LITERATURE COST OF GOODS</b>				
BASIC TEXT	\$ 258,233	\$ 292,307	\$ (34,074)	-12%
BASIC TEXT: Translated	35,737	32,227	3,509	11%
BASIC TEXT: Softcover	112,626	93,781	18,845	20%
JUST FOR TODAY	75,430	56,350	19,080	34%
WORKS: HOW & WHY	82,813	72,449	10,363	14%
SPONSORSHIP BOOK	4,852	4,194	658	16%
STEP WORKING GUIDES	70,819	69,104	1,715	2%
LIVING CLEAN	53,920	34,537	19,383	56%
GUIDING PRINCIPLES	20,209	21,521	(1,311)	-6%
ePUB BOOKS	39,867	22,357	17,510	78%
LITERATURE INCOME (IRAN)	100,338	272,272	(171,934)	-63%
OTHER RECOVERY LITERATURE	78,430	221,326	(142,897)	-65%
<b>Subtotal</b>	<b>\$ 933,272</b>	<b>\$ 1,192,425</b>	<b>\$ (259,152)</b>	<b>-22%</b>

	YTD ACTUAL	YTD BUDGET	VARIANCE	VARIANCE%
<b>OTHER INVENTORY INCOME</b>				
MEDALLIONS	\$ 127,302	\$ 149,333	\$ (22,031)	-15%
KEY TAGS & CHIPS	118,022	213,317	(95,295)	-45%
NON-FIPT INFORMATION BOOKLETS	1,733	50,048	(48,315)	-97%
SERVICE MATERIAL	15,284	64,339	(49,055)	-76%
SPECIALTY ITEMS	32,804	32,786	17	0%
MIRACLES HAPPEN	3,698	2,779	918	33%
INVENTORY ADJUSTMENT - no budget	-	-		
<b>Subtotal</b>	<b>\$ 298,842</b>	<b>\$ 512,603</b>	<b>\$ (213,761)</b>	<b>-42%</b>
<b>Total Cost of Goods</b>	<b>\$ 1,232,114</b>	<b>\$ 1,705,027</b>	<b>\$ (472,913)</b>	<b>-28%</b>
<b>Total Cost of Goods without IRAN</b>	<b>\$ 1,131,776</b>	<b>\$ 1,432,756</b>	<b>\$ (300,979)</b>	<b>-21%</b>
<b>Net Literature Income</b>	<b>\$ 5,404,425</b>	<b>\$ 5,755,503</b>	<b>\$ (351,079)</b>	<b>-6%</b>
<b>Net Literature Income without IRAN</b>	<b>\$ 5,317,161</b>	<b>\$ 5,568,005</b>	<b>\$ (250,845)</b>	<b>-5%</b>
<b>FELLOWSHIP CONTRIBUTIONS</b>				
Members	\$ 638,440	\$ 318,318	\$ 320,122	101%
Groups	125,255	83,440	41,815	50%
Areas	157,056	64,819	92,236	142%
Regions	650,406	300,000	350,406	117%
Events/Conventions	84,694	18,000	66,694	371%
Unity Day	-	11,675	(11,675)	-100%
Zonal & Other Forums	75,164	15,000	60,164	401%
<b>Total Contributions</b>	<b>\$ 1,731,015</b>	<b>\$ 811,252</b>	<b>\$ 919,763</b>	<b>113%</b>
<b>MISCELLANEOUS INCOME</b>				
LICENSED VENDOR PAYMENTS	\$ 12,550	\$ 34,134	\$ (21,584)	-63%
INTEREST	9,458	6,857	2,601	38%
MISCELLANEOUS	1,272	0	1,272	
INTERBRANCH	(8,913)	0	(8,913)	
<b>Total Miscellaneous Income</b>	<b>\$ 14,368</b>	<b>\$ 40,991</b>	<b>\$ (26,623)</b>	<b>-65%</b>
<b>OPERATING INCOME</b>	<b>\$ 7,149,807</b>	<b>\$ 6,607,746</b>	<b>\$ 542,061</b>	<b>8%</b>
<b>OPERATING INCOME (Not including IRAN)</b>	<b>\$ 7,062,543</b>	<b>\$ 6,420,248</b>	<b>\$ 642,295</b>	<b>10%</b>

# Narcotics Anonymous World Services Consolidated Statement of Activities

Income Statement For the Twelve Months  
Ending 30 June 2021

EXPENSE	YTD ACTUAL	YTD BUDGET	VARIANCE	VARIANCE%
<b>LITERATURE PRODUCTION &amp; DISTRIBUTION</b>				
<b>FIXED OPERATIONAL EXPENSES</b>				
IN HOUSE PRODUCTION (not included in Cost of Goods)	\$ 851,566	\$ 627,262	\$ 224,304	36%
TRANSLATIONS (not included in Cost of Goods)	33,053	42,008	(8,956)	-21%
LITERATURE DISTRIBUTION (IRAN)	(216,812)	51,669	(268,481)	-520%
SHIPPING	538,873	581,081	(42,208)	-7%
BUSINESS PLAN WORKGROUP	-	7,700	(7,700)	-100%
LEGAL	242,451	38,000	204,451	538%
LIT P&D TRAVEL AND EXCHANGE EXPENSES	(53,243)	50,000	(103,243)	-206%
ACCOUNTING	\$ 20,257	\$ 19,916	\$ 341	2%
PERSONNEL	892,612	1,407,748	(515,136)	-37%
OVERHEAD	489,482	536,744	(47,261)	-9%
TECHNOLOGY	151,658	138,152	13,506	10%
<b>Total Literature Production &amp; Distribution</b>	<b>\$ 2,949,897</b>	<b>\$ 3,500,279</b>	<b>\$ (550,382)</b>	<b>-16%</b>
<b>Total Literature Production &amp; Distribution without IRAN</b>	<b>\$ 3,166,709</b>	<b>\$ 3,448,610</b>	<b>\$ (281,901)</b>	<b>-8%</b>
<b>WORLD SERVICE CONFERENCE SUPPORT</b>				
<b>FIXED OPERATIONAL EXPENSES</b>				
PUBLICATIONS	\$ 2,508	\$ 19,097	\$ (16,590)	-87%
WORLD SERVICE CONFERENCE BIENNIAL MEETING	184	30,491	(30,307)	-99%
WORLD BOARD	1,998	110,000	(108,002)	-98%
HUMAN RESOURCE PANEL	399	12,964	(12,565)	-97%
WSC CO-FACILITATOR	-	-	-	
ACCOUNTING	\$ 11,728	\$ 11,530	\$ 197	2%
PERSONNEL	516,776	815,012	(298,236)	-37%
OVERHEAD	283,385	310,746	(27,362)	-9%
TECHNOLOGY	87,802	79,983	7,820	10%
<b>Subtotal</b>	<b>\$ 904,779</b>	<b>\$ 1,389,824</b>	<b>\$ (485,045)</b>	<b>-35%</b>
<b>VARIABLE OPERATIONAL EXPENSES</b>				
Projects Adopted at WSC 2020(virtual)	-	\$ 5,000	(5,000)	-100%
<b>Total World Service Conference Support</b>	<b>\$ 904,779</b>	<b>\$ 1,394,824</b>	<b>\$ (490,045)</b>	<b>-35%</b>
<b>FELLOWSHIP DEVELOPMENT</b>				
<b>FIXED OPERATIONAL EXPENSES</b>				
PUBLICATIONS	\$ 5,471	\$ 44,000	\$ (38,529)	-88%
FELLOWSHIP SUPPORT	1,094	225,000	(223,906)	-100%
PUBLIC RELATIONS	500	67,757	(67,257)	-99%
DEVELOPMENTAL LITERATURE	243,858	357,318	(113,460)	-32%
ACCOUNTING	\$ 18,658	\$ 18,343	\$ 314	2%
PERSONNEL	822,143	1,296,610	(474,467)	-37%
OVERHEAD	450,839	494,369	(43,530)	-9%
TECHNOLOGY	139,685	127,245	12,440	10%
<b>Subtotal</b>	<b>\$ 1,682,248</b>	<b>\$ 2,630,643</b>	<b>\$ (948,395)</b>	<b>-36%</b>

VARIABLE OPERATIONAL EXPENSES	YTD ACTUAL	YTD BUDGET	VARIANCE	VARIANCE%
SPIRITUAL PRINCIPLE A DAY BOOK	23,657	\$ 55,000	(31,343)	-57%
MENTAL HEALTH/ILLNESS PAMPHLET	-	-	-	
<b>Total Fellowship Development</b>	<b>\$ 1,705,906</b>	<b>\$ 2,685,643</b>	<b>\$ (979,737)</b>	<b>-36%</b>
<b>EVENTS</b>				
<b>FIXED OPERATIONAL EXPENSES</b>				
FUTURE (AND PRIOR) CONVENTIONS	\$ 8,618	\$ -	\$ 8,618	
ACCOUNTING	2,665	2,620	45	2%
PERSONNEL	117,449	185,230	(67,781)	-37%
OVERHEAD	64,406	70,624	(6,219)	-9%
TECHNOLOGY	19,955	18,178	1,777	10%
<b>Total Events (Not including WCNA)</b>	<b>\$ 213,093</b>	<b>\$ 276,653</b>	<b>\$ (63,560)</b>	<b>-23%</b>
<b>EXPENSES (For activity areas only)</b>				
<b>EXPENSES (Activity Areas w/o IRAN )</b>	<b>\$5,773,675</b>	<b>\$7,857,398</b>	<b>(\$2,083,724)</b>	<b>-27%</b>
<b>EXPENSES (Activity Areas w/o IRAN )</b>	<b>\$5,990,487</b>	<b>\$7,805,729</b>	<b>(\$1,815,243)</b>	<b>-23%</b>
<b>EXCESS REVENUE/EXPENSE (Cash Activities only)</b>	<b>\$ 1,376,133</b>	<b>\$ (1,249,652)</b>	<b>\$ 2,625,785</b>	<b>-210%</b>
<b>NON-CASH ITEMS</b>				
DEPRECIATION AND AMORTIZATION EXPENSE	\$ 380,427	\$ 357,940	\$ 22,487	6%
<b>TOTAL EXPENSE cash and non-cash</b>	<b>\$6,154,101</b>	<b>\$8,215,338</b>	<b>(\$2,061,237)</b>	<b>-25%</b>
<b>TOTAL EXCESS REV/EXP (Not inc. WCNA)</b>	<b>\$ 995,706</b>	<b>\$ (1,607,592)</b>	<b>\$ 2,603,298</b>	<b>-162%</b>
<b>TOTAL EXCESS REV/EXP (Not inc. IRAN )</b>	<b>\$ 691,630</b>	<b>\$ (1,743,421)</b>	<b>\$ 2,435,051</b>	<b>-140%</b>



# Fellowship Contributions Report

1 July 2020 through 30 June 2021

Please note: Contributions that are made through our original contributions portal (the "Contributions within NA Regions" option on this page [www.na.org/contribute](http://www.na.org/contribute)) are listed in this report by name or service body. All other contributions are included in the first category of this report.

● Individuals ● Groups ● Area ● Regions ● Activities / Zonal Forums

Contributor (# of contributions)	FY 2021 contributions	+ / - / = compared to FY 2020	Contributor (# of contributions)	FY 2021 contributions	+ / - / = compared to FY 2020	Contributor (# of contributions)	FY 2021 contributions	+ / - / = compared to FY 2020
<b>Through New Contribution Portal</b>						<b>Brazil Region</b>		
Members/Groups/Service Bodies	474,497.12	+	Groundhog Group (1)	25.00	+	Individual Members (1)	28.00	-
Total:	474,497.12	+	Individual Members (34)	1,932.75	+	Brazil Region Total:	28.00	-
<b>ABCD Region</b>			It's Time Group (5)	415.01	+	<b>Brazil Sul Region</b>		
ABCD Region (8)	2,393.40	+	Not Just Another NA Group (8)	232.26	-	Brazil Sul Region (1)	383.00	+
Free on Friday Group (1)	10.00	+	O'HA NA Group (1)	200.00	+	Individual Members (11)	272.52	+
Green Mountain Area (1)	653.80	+	Options for Us Group (1)	140.00	+	Vale dos Sinos Area (2)	194.18	+
Individual Members (14)	5,570.00	+	Reality on the Floor Group (1)	100.00	+	Brazil Sul Region Total:	849.70	+
Mid-Hudson Area (14)	371.67	+	Saturday Morning Group (1)	25.00	-	<b>British Columbia Region</b>		
Never Alone Group (2)	82.00	-	Arizona Region Total:	13,954.84	+	Basic Meeting Group (1)	100.00	+
Pay It Forward Group (1)	52.48	+	<b>Arkansas Region</b>			British Columbia Region (5)	8,759.67	-
Spiritually Refreshed Group (1)	127.61	+	Arkansas Region (2)	1,384.91	-	Clean Acres Group (1)	162.81	+
There is Hope Group (1)	523.51	+	Foothills Unity Area (4)	1,128.02	+	Dopeless Hopefiends Group (1)	212.44	+
Together on Tuesdays Group (2)	200.00	+	Individual Members (5)	50.00	+	Individual Members (44)	2,143.00	+
ABCD Region Total:	9,984.47	+	Just For Today Group (1)	200.00	-	Journey to the Top Group (2)	291.81	+
<b>Adriatic Region</b>			One is Too Many Group (1)	50.00	+	Keep It Simple Group (8)	80.00	-
Adriatic Region (1)	697.53	+	Arkansas Region Total:	2,812.93	-	Key Tags Not Toe Tags Group (1)	150.00	+
Adriatic Region Total:	697.53	+	<b>Australian Region</b>			Never Alone Group (2)	430.36	-
<b>Alabama/NW Florida Region</b>			Australian Region (12)	111,012.00	+	New Beginnings Group (1)	156.49	+
Against The Odds Group (1)	153.00	+	Individual Members (43)	1,114.88	+	New Hope Group (1)	89.54	+
Alabama/NW Florida Region Total:	153.00	-	Sisterfriends Women's 12 Step Recovery Group (1)	100.00	+	North Okanagan Area (2)	853.65	+
<b>Alaska Region</b>			South Australian Area (2)	3,704.21	+	Recovery; Our First Priority Group (1)	325.63	+
Alaska Region (1)	411.27	+	Sunshine Coast Area (3)	1,611.03	+	South Vancouver Island Area (5)	2,766.85	+
Individual Members (13)	182.00	+	Victoria Area (2)	3,545.60	+	Spiritual Solutions Group (1)	310.22	+
Walk Your Talk Group (6)	650.00	-	Australian Region Total:	121,087.72	+	Tri-Cities Area (3)	1,732.67	+
Alaska Region Total:	1,243.27	+	<b>Baja Son Region</b>			Vancouver Area (4)	1,528.68	+
<b>AL-SASK Region</b>			Baja Son Region (1)	483.00	+	Vancouver Island North & Powell River Area (3)	2,278.31	+
Edmonton Area (2)	4,480.84	+	Baja Son Region Total:	483.00	+	West Coast Area (1)	2,244.61	+
Individual Members (4)	100.00	+	<b>Belgium Region</b>			Words of Wisdom Group (1)	93.52	+
Sowing The Seed Group (2)	160.00	-	Belgium Region (1)	2,352.94	+	British Columbia Region Total:	24,710.26	+
AL-SASK Region Total:	4,740.84	-	Center and South Area (1)	588.24	+	<b>Buckeye Region</b>		
<b>Aotearoa New Zealand Region</b>			Farsi Group (1)	11.90	-	Buckeye Region (1)	50.00	-
Wellington Friday Newcomers Meeting (1)	200.00	+	Individual Members (2)	79.50	-	Home at Last Group (1)	75.00	+
Aotearoa New Zealand Region Total:	200.00	-	Belgium Region Total:	3,032.58	+	LEGS Area (1)	500.00	+
<b>Argentina Region</b>			<b>Best Little Region</b>			Regardless Of...Group (1)	111.00	+
Individual Members (1)	100.00	+	12 Steps - New Life Group (12)	870.18	+	Western Reserve Area (6)	220.00	-
Argentina Region Total:	100.00	+	Best Little Region (2)	1,000.00	-	Buckeye Region Total:	956.00	-
<b>Arizona Region</b>			Nothing to Fear Group (12)	402.51	+	<b>Bulgaria Region</b>		
Arizona Region (4)	7,700.00	+	Panhandle Area (3)	58.05	-	Bulgaria Region (1)	414.63	+
Clean Living Group (3)	307.00	+	Best Little Region Total:	2,330.74	-	Bulgaria Region Total:	414.63	+
Dynamite Men's Group (1)	53.00	-	<b>Big Moscow Region</b>			<b>California Inland Region</b>		
Dynamite Recovery Group (2)	115.00	-	Big Moscow Region (3)	1,036.70	+	California Inland Region (2)	3,308.38	-
East Valley Area (12)	2,709.82	+	Hug Krepkoe ob'yatie Group (1)	120.00	+	Individual Members (10)	1,404.50	+
			Big Moscow Region Total:	1,156.70	+	Southwest Area (3)	1,173.55	+
						We do Recover Group (10)	80.00	+
						California Inland Region Total:	5,966.43	-

Contributor (# of contributions)	FY 2021 contributions	+ / - / = compared to FY 2020
----------------------------------	--------------------------	-------------------------------------

#### California Mid–State Region

CA Mid–State Region (2)	1,200.16	–
Caring & Sharing Group (3)	85.16	–
Foothill Area (2)	1,093.00	+
Gold Country Area (1)	500.00	=
Individual Members (24)	602.56	+
Tamo Junto (Portuguese) (1)	80.00	+
Wayside Recovery Group (1)	759.00	+
<i>California Mid–State Region Total:</i>	4,319.88	–

#### Canada Atlantic Region

Canadian Atlantic Region (4)	3,588.98	+
Foundation Group (1)	104.82	+
Individual Members (1)	120.00	–
New Awakenings Group (1)	50.08	–
The Just For Today Group (3)	234.68	+
<i>Canada Atlantic Region Total:</i>	4,098.56	+

#### Carolina Region

7ish Group (1)	100.00	+
Basic Text Express Group (2)	45.00	+
Carolina Region (4)	26,212.00	+
Clean Living Group (7)	167.68	+
End of the Road Group (4)	318.50	+
Freedom Through Recovery Group (1)	100.00	–
Hell in a Bucket Group (1)	300.00	+
Individual Members (68)	2,210.00	+
Lake Norman Area (1)	140.00	–
New Hope Area (1)	–337.27*	–
North Central Carolina Area (3)	3,300.00	+
Primary Purpose Group (6)	157.00	+
South Coastal Area (6)	220.18	–
Spiritually High Group (1)	200.00	+
Stay Clean Group (1)	75.00	–
Sun City Area (5)	1,020.19	+
Upper South Carolina Area (4)	890.57	–
<i>Carolina Region Total:</i>	35,118.85	+

#### Central Atlantic Region

Central Atlantic Region (4)	16,345.32	+
Individual Members (10)	1,145.35	+
Mid Day NA Group (1)	38.00	+
Miracles Happen Group (1)	82.75	+
New Dominion Area (2)	1,202.44	–
New River Valley Area (4)	92.00	+
New Vision Group (2)	20.00	–
Peninsula Area (1)	500.00	+
Piedmont Area (2)	800.00	+
We Do Recover Group (3)	350.00	+
<i>Central Atlantic Region Total:</i>	20,575.86	+

Contributor (# of contributions)	FY 2021 contributions	+ / - / = compared to FY 2020
----------------------------------	--------------------------	-------------------------------------

#### Central California Region

Alcohol is a Drug Group (1)	60.00	+
Central California Region (1)	704.74	–
County Line Area (2)	385.20	–
Echoes of Recovery Group (1)	150.00	+
Gold Coast Area (12)	960.00	=
Grupo La Recuperacion es posible (1)	30.00	–
Here & Now Group (2)	600.00	+
Individual Members (112)	7,015.12	+
Kern County Area (1)	100.00	–
Meat & Potatoes Group (4)	165.00	+
Men's Group (3)	365.00	+
Positive Hour Group (6)	977.00	+
Santa Barbara Area (1)	315.17	+
Space Cowboys Group (1)	100.00	+
Tuesday Night Traditional Group (4)	152.00	+
We Do Recover (1)	100.00	+
Without Parallel Group (6)	300.00	+
<i>Central California Region Total:</i>	12,479.23	–

#### Chesapeake & Potomac Region

818 Miracles Group (1)	100.00	+
Breakfast Club Group (1)	100.00	+
Chesapeake/Potomac Region (1)	23,629.52	+
Clean On The Hill Group (3)	200.00	+
Clean Works Group (2)	150.00	+
Dupont Circle Group (1)	9.00	+
Freedom in the Village Group (1)	40.00	+
Individual Members (52)	4,104.00	+
It Works: How & Why Group (1)	25.60	–
Midday Meditations & Miracles Group (5)	350.00	+
Old Time Recovery Group (3)	108.00	+
One Step at a Time Group (2)	50.00	–
Open Doors Group (2)	90.00	+
Recovery Alley Group (10)	549.00	+
Share on Saturday Group (1)	14.00	+
<i>Chesapeake &amp; Potomac Region Total:</i>	29,519.12	+

#### Chicagoland Region

Another Look Group (2)	112.00	+
Barry Nice Recovery Group (5)	78.20	+
Freedom to Grow Group (1)	500.00	+
Individual Members (66)	2,592.00	+
It Works How & Why Group (8)	974.75	+
Night Before Xmas Group (2)	50.51	–
No Place Like Home Group (2)	35.00	+
North City Area (12)	1,183.52	+
Rock River Area (8)	1,300.00	+
Winners Circle Group (2)	150.00	+
<i>Chicagoland Region Total:</i>	6,975.98	+

#### Chile Region

Individual Members (1)	25.00	+
<i>Chile Region Total:</i>	25.00	–

Contributor (# of contributions)	FY 2021 contributions	+ / - / = compared to FY 2020
----------------------------------	--------------------------	-------------------------------------

#### Colombia Region

Colombia Region (1)	935.03	+
Convención Antioquia: Area Medellin y Area Sur (1)	290.00	+
Grupo Algo Mas Sera Revelado (1)	5.00	=
Grupo El Camino (6)	67.00	+
Individual Members (3)	70.00	+
<i>Colombia Region Total:</i>	1,367.03	+

#### Colorado Region

Addicts Seeking Sanity Group (1)	41.25	–
Ain't Dead Yet Group (1)	100.00	–
Clean & Serene Group (3)	410.00	+
Clean & Serene Group (3)	96.00	+
Colorado Region (1)	1,160.99	–
Crestone Group (2)	105.00	+
Humble Lights Group (3)	445.00	+
Individual Members (52)	1,023.00	+
Living Clean Group (1)	20.00	+
Mile High Area (3)	882.52	–
Pallbearers Group (9)	807.46	+
Pikes Peak Area (4)	1,053.00	+
Primary Purpose Group (5)	307.00	+
Southern Serenity Group (1)	111.00	+
Steamboat Gentlemen's Group (9)	95.89	+
Together We Can in Steamboat Group (2)	277.97	+
<i>Colorado Region Total:</i>	6,936.08	–

#### Connecticut Region

Came to Believe Group (1)	36.00	+
Connecticut Region (7)	11,334.50	–
Greater Hartford Area (10)	962.43	–
Individual Members (57)	1,087.08	–
Steps on the Hill Group (1)	2.00	+
<i>Connecticut Region Total:</i>	13,422.01	–

#### Costa Rica Region

Individual Members (21)	570.00	+
<i>Costa Rica Region Total:</i>	570.00	–

#### Denmark Region

AF Banen Gruppen (1)	100.00	+
Denmark Region (2)	4,596.93	+
<i>Denmark Region Total:</i>	4,696.93	+

#### Eastern New York Region

Grupo Libertad (1)	14.00	+
Individual Members (30)	7,053.44	+
Spiritual Connection Group (9)	230.00	+
Steppin on Broadway Group (1)	20.00	+
<i>Eastern New York Region Total:</i>	7,317.44	+

#### Eastern Pennsylvania Region

Hope in Hatboro Group (4)	117.07	+
Individual Members (11)	550.00	+
<i>Eastern Pennsylvania Region Total:</i>	667.07	–

\*These entries are accounting adjustments for literature purchases from the last FY that were incorrectly recorded as contributions.

Contributor (# of contributions)	FY 2021 contributions	+ /- = compared to FY 2020	Contributor (# of contributions)	FY 2021 contributions	+ /- = compared to FY 2020	Contributor (# of contributions)	FY 2021 contributions	+ /- = compared to FY 2020
<b>Finland Region</b>			<b>German Speaking Region</b>			<b>Greece Region</b>		
Elama Group (2)	173.73	+	Right Stuff Group (3)	180.51	+	Saturday Night Solution Group (1)	16.00	+
Finland Region (1)	705.88	+	Second Chance Group (1)	177.00	+	Stepping Into Serenity Group (1)	67.00	+
Helsingin Seudun Piiripalvelutoimikunta Area (1)	1,146.40	+	Sisters in Unity Group (2)	60.79	-	Thursday Night Folsom Group (1)	180.00	+
Individual Members (3)	130.82	-	Spirit & Service Group (1)	40.00	+	Greater Philadelphia Region Total:	16,158.82	+
Perustekstiryhma Group (2)	58.00	+	Staying Alive Group (1)	320.00	+	<b>Hawaii Region</b>		
Finland Region Total:	2,214.83	+	Surrender Group (10)	259.09	-	5T Lydgate Group (9)	277.50	+
<b>Florida Region</b>			Thomson Beginners Group (1)	106.98	+	Downtown Ohana Group (1)	200.00	+
A Train To Somewhere Group (3)	86.41	-	Two Dec's & Beyond Group (1)	131.01	-	Hawaii Region (4)	884.84	-
By the Book Group (1)	50.00	+	Georgia Region Total:	26,437.54	+	Honoka'a Rock Solid Group (1)	60.00	+
Courage to Change Group (1)	29.24	+	<b>Grande Sao Paulo Region</b>			Individual Members (49)	6,495.00	+
Florida Region (2)	20,989.55	+	Berlin Area (Gebiet Berlin) (1)	1,123.60	-	Kauai Area (1)	100.00	-
Forest Area (1)	287.50	+	Bochum Ein Neuer Anfang Gruppe (3)	310.24	+	Keep it Simple Group (1)	10.00	+
Individual Members (56)	8,156.00	+	Bochum Friday Group (2)	220.93	+	Maui Area (6)	1,528.89	+
Living Clean Group (1)	10.00	+	Freiheit leben Gruppe (1)	348.84	+	Oahu Area (13)	716.23	+
Morning & Evening Solutions Group (1)	480.00	+	Friday Group Hannover (1)	246.91	+	Owau No Au Group (2)	40.00	+
Nature Coast Area (2)	274.73	+	German Speaking Region (3)	18,323.80	+	Saturday Night Live Group (1)	10.00	+
New Beginning Group (3)	55.30	+	Individual Members (17)	432.56	+	Underground Solutions Group (2)	593.00	+
Noon Group (1)	150.00	+	Kaufbeuren Gruppe (1)	315.48	+	Westside Warriors Group (5)	678.50	+
Palm Coast Area (3)	1,921.03	+	Lebenswiese Gruppe (1)	119.05	+	Hawaii Region Total:	11,593.96	+
Point of Freedom Group (1)	22.00	-	Mitte Area (Gebiet Mitte) (1)	1,785.71	+	<b>HOW Region</b>		
Recovery Central Group (11)	251.62	-	Pinneberg Gruppe (2)	292.14	+	Individual Members (6)	60.00	+
Sunday Skool Group (2)	46.88	-	Spirituelle Prinzipien Gruppe (4)	329.67	+	HOW Region Total:	60.00	-
Turning Point Group (1)	30.00	+	Sued Area (Gebiet Sued) (2)	846.31	+	<b>Indiana Region</b>		
Florida Region Total:	32,840.26	+	Sunday Morning Group (1)	178.57	+	Central Indiana Area (4)	486.00	-
<b>France Region</b>			Wednesday Ravensburg Group (1)	176.47	+	Crossroads Group (1)	100.00	+
France Region (3)	9,529.21	+	West Area (Gebiet West) (1)	433.78	+	East Central Area (1)	99.00	-
Individual Members (21)	1,251.00	+	German Speaking Region Total:	25,484.06	+	Gratitude Seekerz Group (1)	50.00	+
Lost & Found Group (3)	329.88	+	<b>Greater Illinois Region</b>			Indiana Region (7)	3,059.04	+
France Region Total:	11,110.09	+	Individual Members (1)	10.00	-	Individual Members (10)	71.00	-
<b>Free State Region</b>			Greater Illinois Region Total:	10.00	-	Michiana Area (5)	259.72	+
Against The Wind Group (1)	135.00	-	<b>Greater New York Region</b>			Mid-State Area (6)	1,677.49	+
Free State Region (4)	7,461.13	-	Greater New York Region (6)	11,000.00	+	Miracles in Action Group (1)	9.00	+
Individual Members (64)	3,077.00	+	Individual Members (41)	2,093.00	+	No Matter What Group (2)	70.00	+
Keep Coming Back Group (1)	51.65	+	New York City Area (4)	794.00	-	Northeast Indiana Area (2)	669.72	-
Power of Women Group (1)	150.00	+	Real Deal Group (1)	100.00	+	Rats NA Drain Ditch Group (2)	91.00	-
Free State Region Total:	10,874.78	-	Rockland Area (3)	1,100.00	+	South Shore Area (4)	1,850.00	+
<b>Georgia Region</b>			Women Growing in Recovery Group (1)	112.00	+	Thank God It's Friday Group (1)	125.00	+
Bring Your Own Problem Group (2)	200.00	+	Greater New York Region Total:	15,199.00	-	That Tuesday...Broad Ripple Group (1)	80.00	-
Clean Air Act Group (2)	206.00	+	<b>Greater Philadelphia Region</b>			Tuesday Night Group (3)	63.52	+
CPR Group (Come Practice Recovery) (9)	251.38	+	Clean Acres Area (Chester County) (9)	1,541.56	+	Indiana Region Total:	8,760.49	-
First Step Group (11)	1,307.00	+	Delco Area (4)	1,572.63	+	<b>Iowa Region</b>		
Georgia Region (2)	12,320.80	+	Down Payment on Life Group (2)	100.00	-	Individual Members (16)	627.00	+
How You Livin Group (12)	1,702.00	+	Getting Well Under the El Group (1)	50.00	+	Iowa Region (1)	2,000.00	+
Individual Members (22)	2,875.35	+	Greater Camden Area (4)	12,000.00	+	Siouxland Area (1)	500.00	+
Killer Parrot II Group (4)	749.85	+	Greater Camden Area (1)	68.00	+	Stairway to Heaven Group (3)	125.00	+
Living Free Group (6)	135.03	-	Individual Members (4)	263.63	+	We Do Recover Group (1)	250.00	-
Monroe New Miracles Group (1)	100.00	+	Northwest Area (1)	300.00	+	Iowa Region Total:	3,502.00	+
New Horizon Group (1)	284.17	+						
Noon Day Group (1)	115.88	+						
North Atlanta Area (9)	4,714.70	+						
Primary Purpose Group (2)	200.00	+						



Contributor (# of contributions)	FY 2021 contributions	+ /- / = compared to FY 2020
<b>Irish Region</b>		
Individual Members (31)	1,719.00	+
Irish Region (3)	2,749.52	-
Tuesday Ennistymon Group (1)	71.43	+
<i>Irish Region Total:</i>	4,539.95	-
<b>Israel Region</b>		
Individual Members (1)	50.00	-
<i>Israel Region Total:</i>	50.00	-
<b>Italy Region</b>		
Gruppo La Fenice (1)	60.24	+
Individual Members (1)	36.14	+
Insieme Possiamo Group (4)	274.49	+
Italy Region (3)	8,271.97	+
<i>Italy Region Total:</i>	8,642.84	+
<b>Japan Region</b>		
Individual Members (5)	960.00	+
Shizuoka One Day Group (1)	9,000.00	+
<i>Japan Region Total:</i>	9,960.00	+
<b>Kentuckiana Region</b>		
Clean & Serene Group (2)	300.00	+
How it Works Group (6)	192.74	+
Individual Members (11)	876.70	+
Just Us Home Group (11)	165.00	-
Kentuckiana Region (1)	1,500.00	-
Living the Program Group (1)	10.00	-
Louisville Area (8)	2,100.00	+
Women in Recovery Group (1)	15.00	-
<i>Kentuckiana Region Total:</i>	5,159.44	-
<b>Kuwait Region</b>		
Individual Members (12)	600.00	+
<i>Kuwait Region Total:</i>	600.00	+
<b>Lithuania Region</b>		
Individual Members (11)	110.00	+
Lithuania Region (1)	269.69	+
Naujas Kelias Group (1)	10.00	+
<i>Lithuania Region Total:</i>	389.69	+
<b>Lone Star Region</b>		
Another Chance Group (5)	50.00	-
Arlington Group (1)	200.00	+
Born Again Group (5)	150.00	+
Broadway Group (3)	45.00	+
Carrollton Farmer Branch Group (2)	247.51	+
Dallas Area (14)	7,962.12	+
Eastside Recovery Group (4)	375.00	+
Fort Worth Area (12)	1,856.17	+
Grace Group (2)	800.00	+
Grove Group (2)	122.00	+
Haslet Group (4)	145.66	-

Contributor (# of contributions)	FY 2021 contributions	+ /- / = compared to FY 2020
<b>Heart of Texas GSF (3)</b>		
Individual Members (46)	1,277.50	+
Just for Today Group (1)	20.00	+
Living Recovery Group (4)	804.00	+
Lone Star Region (3)	3,000.00	=
Mansfield Group (3)	100.00	-
Northside Group (3)	684.98	-
Town East Group (11)	1,325.00	+
<i>Lone Star Region Total:</i>	19,332.64	+
<b>Louisiana Region</b>		
Individual Members (30)	1,660.00	+
It Works Group (1)	400.00	+
Louisiana Region (4)	3,805.80	-
Northshore Area (1)	1,027.59	+
Open Mind Group (3)	524.00	+
Survivor Group (1)	300.00	+
<i>Louisiana Region Total:</i>	7,717.39	+
<b>Malaysia</b>		
Malaysia (1)	390.40	+
<i>Malaysia Total:</i>	390.40	+
<b>Maldives Region</b>		
Individual Members (1)	26.00	+
<i>Maldives Region Total:</i>	26.00	+
<b>Metro Detroit Region</b>		
Individual Members (16)	785.00	-
Metro Detroit Region (2)	600.00	+
Western Wayne Area (7)	4,177.87	+
<i>Metro Detroit Region Total:</i>	5,562.87	+
<b>Mexico Region</b>		
Individual Members (1)	10.00	-
<i>Mexico Region Total:</i>	10.00	-
<b>Michigan Region</b>		
Capital Area (3)	912.76	+
Greater Grand Rapids Area (1)	150.00	-
Individual Members (16)	760.00	+
Michigan Region (2)	3,182.44	+
No Matter What Group (1)	58.37	-
Northwestern Michigan Area (4)	510.00	+
Northwoods Area (1)	300.00	+
<i>Michigan Region Total:</i>	5,873.57	+
<b>Mid-America Region</b>		
Central Kansas Area (2)	700.00	+
Individual Members (31)	906.00	+
Just For Today Group (2)	500.00	+
Mid-America Region (2)	1,442.06	+
Phoenix Group (11)	408.00	+
Second Chance Group (7)	700.00	+
<i>Mid-America Region Total:</i>	4,656.06	+

Contributor (# of contributions)	FY 2021 contributions	+ /- / = compared to FY 2020
<b>Mid-Atlantic Region</b>		
Individual Members (43)	2,924.44	+
Keep it Simple Group (9)	888.60	+
Recovery or Relapse Group (2)	209.00	+
U Gotta Wanna Group (3)	285.00	+
Ultimate Weapon Group (1)	100.00	+
<i>Mid-Atlantic Region Total:</i>	4,407.04	+
<b>Minnesota Region</b>		
Area of Hope (1)	1,000.00	=
Freedom From Addiction Group (1)	100.00	+
Friends in Recovery Group (1)	50.00	+
Individual Members (36)	3,686.50	+
Leading By Example Group (2)	80.00	-
Minnesota Region (3)	9,000.00	+
New Way to Live Group (2)	201.00	+
Recovery in the Heartland Area (1)	1,000.00	-
Twin Cities Area (3)	2,273.47	-
Vision of Hope Area (1)	285.66	+
Weekend Women Warriors Group (2)	180.00	+
Whatever it Takes Group (1)	700.00	+
<i>Minnesota Region Total:</i>	18,556.63	+
<b>Mississippi Region</b>		
Carpe PM Group (8)	200.00	+
Gulf Coast Area (3)	1,128.38	+
Kosciusko Group (1)	50.00	+
<i>Mississippi Region Total:</i>	1,378.38	-
<b>Moldova</b>		
Individual Members (3)	30.00	+
Moldova Region (1)	221.33	+
<i>Moldova Total:</i>	251.33	+
<b>Montana Region</b>		
Everything Under the Sun Group (2)	245.61	+
Freedom Group (1)	50.00	+
Montana Region (4)	4,694.98	+
Never Alone Group (1)	50.00	-
New Freedom Group (1)	50.00	+
Rocky Mountain Wildfire Group (1)	31.00	+
<i>Montana Region Total:</i>	5,121.59	+
<b>Mountaineer Region</b>		
Addict to Addict Group (1)	50.00	-
Choose to Live Group (1)	25.00	+
Individual Members (1)	22.00	-
No Reservations Group (2)	25.00	+
<i>Mountaineer Region Total:</i>	122.00	-
<b>Nebraska Region</b>		
Individual Members (6)	120.00	+
Nebraska Region (1)	6,724.40	-
<i>Nebraska Region Total:</i>	6,844.40	-

Contributor (# of contributions)	FY 2021 contributions	+ / - / = compared to FY 2020
<b>Netherlands Region</b>		
Area Noord (1)	595.24	+
Friday Night Group Eindhoven (1)	100.00	+
Individual Members (14)	528.36	+
Netherlands Region (2)	1,198.00	+
Sittard Group (1)	60.24	+
Sunday Evening Amsterdam Group (2)	345.11	+
Sunday Morning Group (1)	35.29	+
<i>Netherlands Region Total:</i>	2,862.24	+
<b>New England Region</b>		
Back to Basics Group (2)	33.00	+
Back to Basics Group (1)	79.00	+
Breakfast Club Group (2)	150.00	+
Cape Cod Area (3)	1,326.48	+
Common Welfare Group (3)	91.17	+
Daily Reprieve Group (1)	375.00	+
Dorchester Young People's Group (1)	39.04	+
Individual Members (43)	2,985.10	+
Just for Today Group (2)	75.00	+
Just For Today Group (1)	561.87	+
Leggs n Eggs Group (11)	180.00	=
New England Region (3)	12,048.10	+
Oxford Group (2)	289.00	+
Point of Freedom Group (10)	294.00	+
Recovery in the Chapel Group (8)	526.50	+
Return from the Living Dead Group (2)	37.00	+
Stone Free Group (1)	63.00	+
Twelve Group (8)	130.00	+
<i>New England Region Total:</i>	19,283.26	+
<b>New Jersey Region</b>		
Blessings By The Sea Group (7)	174.95	+
Capital ASC (1)	270.00	+
Foundation of Hope Group (2)	97.50	-
Individual Members (25)	534.30	-
NJ Regional Service Committee (7)	6,500.00	+
Ocean Area (11)	1,635.80	-
Sisterhood of Recovery Group (1)	50.00	+
Twelve Steps to Freedom Group (2)	34.50	+
<i>New Jersey Region Total:</i>	9,297.05	-
<b>North Carolina Region</b>		
Attitudes Can Change Group (1)	140.00	+
Down East Area (1)	1,000.00	+
Individual Members (33)	3,297.00	+
It Works Group (1)	25.00	+
Nature of Recovery Group (1)	150.00	+
North Carolina Region (4)	3,679.21	-
Primary Purpose Group (1)	17.50	+
Recovery Road Group (1)	120.00	+
<i>North Carolina Region Total:</i>	8,428.71	+
<b>North West Russia Region</b>		
Individual Members (1)	1,000.00	+
North West Russia Region (1)	315.00	+
<i>North West Russia Region Total:</i>	1,315.00	+

Contributor (# of contributions)	FY 2021 contributions	+ / - / = compared to FY 2020
<b>Northern California Region</b>		
12 Step Study Group (7)	405.00	+
Area de Habla Hispana Area (1)	320.44	+
Back to Basics Group (3)	41.00	-
Contra Costa Area (9)	1,125.00	=
Davis Group (11)	634.82	+
Early Serenity Men's Group (5)	313.45	-
Greater Butte Area (2)	177.11	+
How the Spirit of Life Works Group (1)	50.00	+
Individual Members (134)	5,615.00	+
Los Gatos Home Group (3)	1,668.57	+
Mission Peak Area (1)	233.00	+
Monday Night Women's Group (2)	340.09	+
Monterey County Area (9)	900.00	-
No Matter What Group (7)	709.21	+
Nooner Group (1)	10.00	-
Northern CA Region (15)	17,535.81	-
Paradise Strong Book Study Group (1)	500.00	+
Peace in the Pines Group (8)	381.66	+
Polish Club Group (1)	30.00	+
Recovery Underground Group (1)	100.00	+
Shasta/Trinity Area (4)	1,432.71	+
Short & Sweet Group (2)	200.00	+
The Journey Continues Group (1)	30.00	-
Wild Recovery Group (1)	64.00	-
Workin" the Steps Group (6)	137.25	+
<i>Northern California Region Total:</i>	32,954.12	-
<b>Northern New England Region</b>		
Individual Members (11)	1,100.00	+
Northern New England Region (1)	1,200.00	+
White Mountain NA of Lancaster Group (4)	150.00	+
<i>Northern New England Region Total:</i>	2,450.00	+
<b>Northern New Jersey Region</b>		
Freedom Through Unity Area (3)	868.53	-
Greater New Brunswick Area (2)	790.13	-
Hudson County Area (9)	486.00	+
Individual Members (1)	5.00	-
Northern New Jersey Region (6)	1,200.00	=
Northwest New Jersey Area (1)	33.17	+
The Journey Continues Group (11)	806.15	+
<i>Northern New Jersey Region Total:</i>	4,188.98	-
<b>Northern New York Region</b>		
Individual Members (14)	274.00	+
Northern New York Region (1)	32.30	-
<i>Northern New York Region Total:</i>	306.30	-
<b>Norway Region</b>		
Fredags Gruppa (1)	300.75	+
Individual Members (10)	347.28	+
NA Outdoor Event Ski and Recovery (1)	465.48	+
Norway Region (1)	3,536.59	+
<i>Norway Region Total:</i>	4,650.10	+

Contributor (# of contributions)	FY 2021 contributions	+ / - / = compared to FY 2020
<b>Occidente-Mexico Region</b>		
Grupo Aqui y Ahora (1)	669.00	+
Occidente Region (2)	993.00	+
<i>Occidente-Mexico Region Total:</i>	1,662.00	+
<b>Ohio Region</b>		
Godzvilla Group (1)	70.00	=
Greater Cincinnati Area (1)	390.95	-
Individual Members (38)	1,129.00	+
Ohio Region (4)	4,223.54	-
<i>Ohio Region Total:</i>	5,813.49	-
<b>OK Region</b>		
33rd Street Recovery Group (2)	50.00	+
Broken Arrow Serenity Seekers Group (1)	150.00	+
Cushing Connections Group (7)	90.00	+
Individual Members (37)	16,487.38	-
Living Room Group (8)	125.00	+
Lost Dreams Awaken Group (1)	400.00	+
NA-A-Risin' Group (2)	250.00	+
No Grass Group (1)	59.00	+
Northside Stroll Group (8)	1,000.00	+
OK Region (7)	4,500.00	-
Tulsa Original Group (1)	596.50	+
Western Area (7)	700.00	+
<i>OK Region Total:</i>	24,407.88	-
<b>Oman</b>		
Oman (4)	900.00	-
<i>Oman Total:</i>	900.00	-
<b>Ontario Region</b>		
Bring Your Own Book Group (1)	225.19	-
Central Lake Area (1)	1,125.44	+
Faith in Life Group (2)	350.00	+
Greater London Area (1)	143.16	+
Halton Peel Area (1)	750.46	+
Individual Members (49)	1,238.66	+
Live Your Dreams Group (1)	100.00	+
New Freedom Group (1)	121.91	-
New Hope Group (1)	162.81	+
New Reality Group (1)	219.88	+
Ontario Region (2)	8,515.06	-
Ottawa Area (1)	994.21	+
Recovery by the River Group (1)	150.00	+
Road to Recovery Group (2)	875.45	+
Survivor's Club Group (3)	136.00	-
Together We Can Group (3)	366.37	-
Why We Stay Group (2)	389.97	+
<i>Ontario Region Total:</i>	15,864.57	-
<b>Pacific Cascade Region</b>		
Central Oregon High Desert Area (3)	225.00	-
Individual Members (26)	765.00	+
Minute By Minute Group (1)	50.00	+
Out to Lunch Bunch Group (2)	180.00	+

Contributor (# of contributions)	FY 2021 contributions	+ / - / = compared to FY 2020
Pacific Cascade Region (1)	350.00	–
Serenity Sisters Group (1)	100.00	+
Washington County Area (1)	1,500.00	–
<i>Pacific Cascade Region Total:</i>	3,170.00	–

#### Paraguay Region

Individual Members (1)	18.00	+
<i>Paraguay Region Total:</i>	18.00	+

#### Peru Region

Individual Members (1)	10.00	–
Peru Region (1)	180.00	+
<i>Peru Region Total:</i>	190.00	+

#### Philippines Region

East Meets West Group (1)	140.00	+
Philippines Region (1)	1,000.00	+
<i>Philippines Region Total:</i>	1,140.00	+

#### Poland Region

Individual Members (12)	228.00	+
Poland Region (1)	1,000.00	+
<i>Poland Region Total:</i>	1,228.00	+

#### Portugal Region

Grupo Pegadas em Oeiras (1)	173.47	+
Grupo Pegadas na Areia (1)	60.98	+
Individual Members (1)	61.73	+
Portugal Region (1)	871.81	+
<i>Portugal Region Total:</i>	1,167.99	+

#### Quebec Region

Groupe Le Narcotique Anonymous (1)	300.00	+
Individual Members (14)	1,350.65	+
Quebec Region (6)	9,392.99	–
Rive–Sud Area (3)	1,348.65	+
<i>Quebec Region Total:</i>	12,392.29	–

#### Red River Region

Okla–Tex Area (1)	200.00	–
Red River Region (1)	500.00	=
<i>Red River Region Total:</i>	700.00	–

#### Region 51

Addicts Together Group (1)	110.40	+
AM Miracles Group (3)	70.00	+
CAN Area (1)	600.00	–
Happy Joyous & Free Group (1)	134.00	+
HOW Group (1)	65.00	+
Individual Members (35)	5,400.50	+
It Works How & Why Group (2)	128.00	–
Misfits Home Group (3)	231.00	+
Monday Night Freedom Group (4)	119.86	+
Morning Cup of Recovery Group (1)	54.59	+
No Matter What Group (1)	100.25	+
North By Northwest Area (9)	2,766.68	+

Contributor (# of contributions)	FY 2021 contributions	+ / - / = compared to FY 2020
Region 51 Region (3)	8,500.00	–
Saturday Night Live Group (1)	130.00	+
Sleepless Nights Group (2)	800.00	+
Who's House Is It & Who Cares Anyway Group (5)	256.00	+
<i>Region 51 Total:</i>	19,466.28	–

#### Region Del Coqui

Grupo Solo Por Hoy (5)	459.00	+
Individual Members (50)	758.01	+
Oeste Area (3)	103.00	–
Region del Coqui (2)	525.00	+
<i>Region Del Coqui Total:</i>	1,845.01	+

#### Rio de Janeiro Region

Individual Members (5)	177.00	+
Orla Area (1)	415.00	+
Rio de Janeiro Region (5)	5,500.00	+
<i>Rio de Janeiro Region Total:</i>	6,092.00	+

#### Rio Grande do Sul Region

Gaucha Area (1)	87.37	+
Individual Members (2)	4.00	+
Rio Grande do Sul Region (3)	58.00	–
<i>Rio Grande do Sul Region Total:</i>	149.37	+

#### Rio Grande Region

Four Corners Area (1)	1,000.00	+
Greater Albuquerque Area (1)	680.63	+
Individual Members (40)	977.00	+
Jemez Mountain Serenity Group (2)	119.00	+
More Will Be Revealed Group (2)	211.00	–
Rio Grande Region (1)	2,500.00	=
<i>Rio Grande Region Total:</i>	5,487.63	+

#### San Diego/Imperial Counties Region

High Noon Group (1)	111.13	+
HOW Group (4)	77.89	–
Individual Members (27)	930.00	+
Noon at the Beach Group (1)	300.00	+
North Coastal Area (6)	191.23	–
OB Smokeless Group (1)	75.00	+
Principles by the Sea Group (1)	132.71	+
San Diego Region (9)	7,499.87	+
Week's End Group (2)	125.00	+
<i>San Diego/Imperial Counties Region Total:</i>	9,442.83	+

#### Show–Me Region

Heartland Area (1)	31.52	–
Individual Members (30)	1,497.00	+
Little Egypt Area (1)	383.80	–
Miracle Group (4)	206.20	–
No Excuses Group (13)	2,825.00	+
OP Group (3)	368.00	+
Primary Purpose Area (2)	1,050.00	+
Step By Step Group (1)	200.00	–
<i>Show–Me Region Total:</i>	6,561.52	–

Contributor (# of contributions)	FY 2021 contributions	+ / - / = compared to FY 2020
<b>Sierra Sage Region</b>		
Individual Members (2)	420.00	+
Never Alone Group (4)	150.00	=
Nooner Topic Group (3)	600.00	+
Rural Nevada Area (2)	760.62	+
Saturday Night Special Group (4)	102.68	–
Sierra Sage Region (7)	8,800.00	+
<i>Sierra Sage Region Total:</i>	10,833.30	+

#### Singapore Region

Individual Members (2)	20.00	+
Singapore Region (1)	398.00	+
<i>Singapore Region Total:</i>	418.00	+

#### SOSONA – Indian Region

Individual Members (2)	69.67	+
Odisha ASC (1)	668.00	+
Pune Area (1)	273.56	+
<i>SOSONA – Indian Region Total:</i>	1,011.23	+

#### South Dakota Region

Hope Dealers Group (1)	154.45	+
West River Area (1)	45.91	–
<i>South Dakota Region Total:</i>	200.36	–

#### South Florida Region

Beach & Bay Area (1)	50.00	+
Breakfast Club Group (1)	200.00	–
Clean & Serene Group (3)	440.00	+
Dare to Win Group (5)	804.38	–
Friday Night Alternative Group (5)	159.00	–
Gulf Coast Area (3)	1,039.40	+
Individual Members (18)	1,450.00	+
Just For Today Group (3)	375.25	+
South Dade Area (2)	750.00	–
South Florida Region (2)	3,475.00	+
Women's Group (1)	100.00	–
<i>South Florida Region Total:</i>	8,843.03	+

#### Southern California Region

AF Recovery Group (2)	76.56	+
Armenian Speaking Group (Glendale) (1)	200.00	+
Atwater Just For Today Group (2)	150.72	+
Basic Training Group (1)	73.33	+
Courage To Change Group (11)	1,553.00	–
Eastern Sierra Area (2)	483.80	+
Friday Night Men's Group (1)	200.00	+
From Turning Corners To Turning Pages Group (11)	445.00	+
Full Issue Group (3)	213.00	+
High We Can't Buy Group (1)	50.00	+
Individual Members (287)	12,834.69	+
Literature for Life Group (1)	10.00	+
Little Chair Group (1)	50.00	–
Men's Group (2)	285.00	+
Noon Just for Today Group (2)	705.26	+
Quartz Hill Surrender Group (1)	100.00	+



Contributor (# of contributions)	FY 2021 contributions	+ /- / = compared to FY 2020	Contributor (# of contributions)	FY 2021 contributions	+ /- / = compared to FY 2020	Contributor (# of contributions)	FY 2021 contributions	+ /- / = compared to FY 2020
Regardless of Group (5)	368.50	+	Kerrville Group (1)	50.00	+	<b>Upper Midwest Region</b>		
Saturday Clean Time Group (6)	238.00	+	Northside Area (1)	500.00	-	New Hope Group (1)	50.00	+
Southern California Region (4)	24,415.36	+	Northside Area Campout (1)	541.66	+	That's It Group (1)	200.00	+
Spiritual Principles Group (1)	300.00	+	Old School Keep it Simple Group (2)	42.68	+	<i>Upper Midwest Region Total:</i>		
Step by Step Group (1)	100.00	+	Serious Undertakings Group (1)	100.00	+		250.00	+
Sunday Morning Circle Group (10)	2,200.00	+	Sunday Starters Group (1)	50.00	+	<b>Upper Rocky Mountain Region</b>		
Sunday Newcomer Group (1)	50.00	+	Surrender to Win Group (1)	5,000.00	+	Alive & Free Group (5)	425.00	+
Sunday Spiritual Group (1)	150.00	+	Tejas Bluebonnet Region (4)	17,351.28	+	Central Basin Area (3)	300.00	+
Surrender To Win Group (9)	222.00	+	The Sooner the Better Group (7)	129.54	-	Conscious Contact Group (1)	60.00	+
The Journey Continues Group (2)	170.00	+	Tomball New Attitudes Group (1)	100.00	+	Living Proof Group (12)	2,049.41	+
Thursday Early Bird Group (1)	100.00	+	<i>Tejas Bluebonnet Region Total:</i>			Refuse to Use Group (10)	1,306.22	+
Thursday Night Westchester Group (2)	87.00	+		28,469.55	+	Surrender to Win Group (1)	750.00	+
We Came To Believe Group (1)	500.00	+	<b>Tranzit Region</b>			Thermopolis Group (1)	50.00	+
Wednesday Night Wisdom Group (9)	1,145.00	+	Individual Members (1)	50.00	+	Upper Rocky Mountain Region (3)	3,359.38	-
Westend Area (12)	3,109.47	+	<i>Tranzit Region Total:</i>			<i>Upper Rocky Mountain Region Total:</i>		
<i>Southern California Region Total:</i>				50.00	+		8,300.01	+
	50,585.69	+				<b>Uruguay Region</b>		
<b>Southern Idaho Region</b>			<b>Tri-State Region</b>			Uruguay Region (1)	980.00	+
Cast Iron Serenity Group (1)	50.00	+	An Amazing Journey Group (1)	30.00	+	<i>Uruguay Region Total:</i>		
Individual Members (22)	1,318.00	+	Central Western PA Area (12)	300.00	=		980.00	+
New Attitude Home Group (1)	200.00	-	Individual Members (36)	767.00	+	<b>Utah Region</b>		
Noon Group (2)	75.00	+	Interstate Crossroads Area (2)	2,500.00	+	Hungry for Recovery Group (1)	100.00	+
Southern Idaho Region (2)	4,650.10	-	Lake Erie Area (1)	64.32	+	Individual Members (40)	2,242.00	+
Sunday Morning Men's Group (4)	207.00	+	NA By Busway Group (1)	50.00	+	Kleansville Group (1)	97.00	+
Treasure Valley Area (3)	3,263.18	+	Principles First Group (1)	80.00	+	Lakeside Unity Area (9)	788.29	+
Unity Group (8)	643.15	+	Saturday Morning Cartoon Alternative Group (1)	150.00	+	Northern Utah Area (1)	48.10	-
<i>Southern Idaho Region Total:</i>			Shady Group (3)	99.00	-	Second Chance Group (1)	50.00	+
	10,406.43	-	South Hills Area (3)	321.40	+	Utah Region (2)	87.39	-
<b>Spain Region</b>			We Do Recover Group (1)	185.00	+	<i>Utah Region Total:</i>		
Grupo La Nave (2)	227.00	+	<i>Tri-State Region Total:</i>				3,412.78	+
Individual Members (10)	157.62	+		4,546.72	-	<b>Venezuela Region</b>		
Spain Region (4)	11,977.45	+	<b>Turkey Region</b>			Grupo La Playa Agradecida (1)	5.00	+
<i>Spain Region Total:</i>			Individual Members (1)	10.00	+	Individual Members (1)	30.00	+
	12,362.07	+	<i>Turkey Region Total:</i>			<i>Venezuela Region Total:</i>		
				10.00	+		35.00	+
<b>Sweden Region</b>			<b>UK Region</b>			<b>Volunteer Region</b>		
A New Way of Life Group (2)	239.53	-	12 Monkeys Group (5)	602.19	+	Hope Group (1)	300.00	+
GOSSNAD (Gotland & South Stockholm Area) (1)	5,833.33	+	Individual Members (66)	6,811.50	+	Individual Members (19)	590.03	+
Individual Members (1)	11.12	+	Renaissance Horizon Group (2)	377.38	+	Primary Purpose Group (7)	216.01	-
Roots Gruppen (1)	50.00	+	Sussex Area (1)	651.20	+	Solution Seekers Group (2)	352.50	+
Sweden Region (NA Sverige) (2)	45,517.43	+	UK Farsi Groups Area (1)	1,050.28	+	Sparta Crossroads Group (1)	100.00	=
<i>Sweden Region Total:</i>			UK Region (1)	32,980.00	+	Volunteer Region (1)	3,481.44	-
	51,651.41	+	Yorkshire & Humberside Area (1)	536.57	+	<i>Volunteer Region Total:</i>		
			<i>UK Region Total:</i>				5,039.98	-
				43,009.12	+	<b>Washington/N Idaho Region</b>		
<b>Switzerland Region</b>			<b>Ukraine Region</b>			30 Days of Sharing and Caring (1)	400.00	+
Switzerland Region (1)	3,658.54	+	Alternativa Group (1)	53.00	+	Atmosphere of Recovery Group (6)	355.00	+
<i>Switzerland Region Total:</i>			Individual Members (13)	246.00	+	Battle Ground Group (12)	156.00	+
	3,658.54	+	Ukraine Region (3)	2,072.00	+	Brothers in Recovery Group (1)	90.00	+
			<i>Ukraine Region Total:</i>			Burning Desires Group (1)	300.00	+
<b>Tejas Bluebonnet Region</b>				2,371.00	+	Clean in Cle Elum Group (1)	401.18	+
1960 Group (2)	140.00	+	<b>United Arab Emirates</b>			Desire to Stay Clean Group (1)	30.00	+
Candlelight Recovery Group (1)	15.00	+	Individual Members (11)	1,055.00	+	Eastshore Group (4)	510.00	+
Courage Commitment & Change Group (1)	120.00	=	Love & Peace Group (1)	365.50	+	Friday Night Alive Group (12)	1,554.50	+
Desire to Stop Using Group (1)	20.00	+	United Arab Emirates Area (1)	50.00	-	Grateful on Greenwood Group (2)	255.00	+
Hill Country Area (3)	1,540.84	+	<i>United Arab Emirates Total:</i>					
Houston Area (6)	1,080.10	+		1,470.50	+			
Hugs not Drugs Group (3)	40.00	-						
Individual Members (36)	1,648.45	+						

Contributor (# of contributions)	FY 2021 contributions	+ / - = compared to FY 2020
Individual Members (179)	7,262.00	-
Lewis County Area (1)	106.01	-
Lie is Dead Group (1)	20.00	+
Living Clean Group (1)	85.07	-
Living Clean Group (1)	310.00	+
More Will Be Revealed Group (1)	57.02	+
NA Regulars Group (3)	600.00	+
Never Alone Group (1)	50.00	+
North Olympic Peninsula Area (1)	158.08	+
Northeast Oregon Area (1)	500.00	+
Oasis Group (7)	164.16	-
Our Primary Purpose Group (1)	200.00	+
RVNA New Experience Group (3)	300.00	+
Seattle Area (4)	490.16	-
South King County Area (14)	350.64	-
Sunday Starters Group (3)	60.00	+
Tower of Power Group (4)	118.37	+
Washington/N Idaho Region (6)	75,226.99	+
<b>Washington/N Idaho Region Total:</b>	<b>90,110.18</b>	<b>+</b>

#### Western New York Region

Individual Members (5)	75.00	+
Western New York Region (1)	2,000.00	=
<b>Western New York Region Total:</b>	<b>2,075.00</b>	<b>-</b>

#### Western Russia Region

Clean South Group (4)	210.00	+
Day by Day Group (1)	30.00	+
Individual Members (15)	153.26	-
New Day Group (1)	70.00	-
Western Russian Region (6)	1,869.50	+
Traditions Group (1)	17.80	+
<b>Western Russia Region Total:</b>	<b>2,350.56</b>	<b>+</b>

#### Wisconsin Region

A Time to Share Group (1)	75.00	+
Individual Members (39)	1,609.12	+
Inland Lakes Unity Area (5)	1,024.89	+
Inner City Area (4)	1,400.00	+
Milwaukee Area (2)	794.23	+
North Central Wisconsin Area (3)	750.00	-
North East Wisconsin Area (6)	350.00	-
South East Family Area (8)	800.00	+
Spiritual Principles Group (1)	30.00	+
When at the End of the Road Group (1)	137.00	-
Women in Recovery Group (2)	135.89	+
<b>Wisconsin Region Total:</b>	<b>7,106.13</b>	<b>+</b>

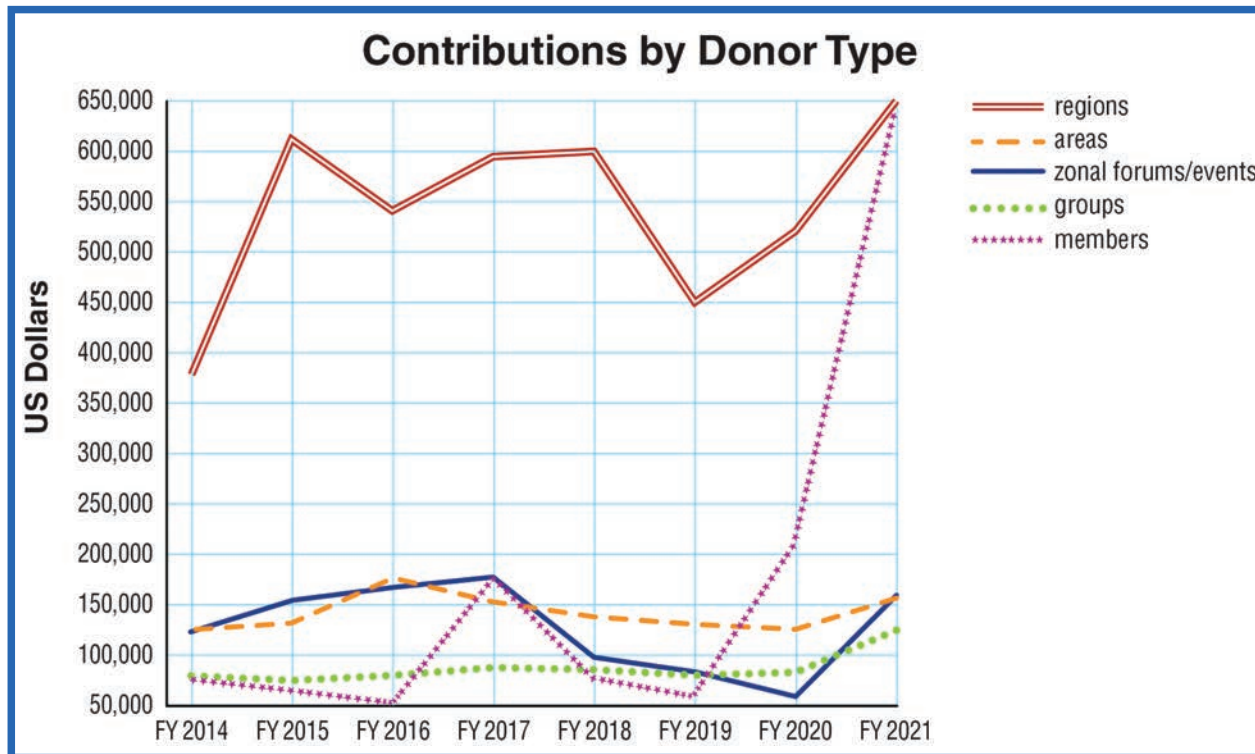
#### Other Events

MACCNA Inc (Mexico, Arizona, California Conv) (1)	4,311.00	+
Pacific Northwest Convention (1)	2,193.86	+
WSDL 2020 (1)	2,052.58	+
<b>Other Event Total:</b>	<b>8,557.44</b>	<b>-</b>

#### Zonal Forums

Asia Pacific Zonal Forum (1)	2,487.00	+
Canadian Assembly (3)	23,990.64	+
European Delegates Meeting (2)	26,362.59	+
Joy in Recovery Group (1)	290.70	+
<b>European Delegates Meeting Total:</b>	<b>26,653.29</b>	<b>+</b>
Midwest Zonal Forum (2)	3,882.44	-
Plains States Zonal Forum (3)	9,406.33	+
Southern Zonal Forum (2)	9,034.51	+
<b>Zonal Forum Total:</b>	<b>75,454.21</b>	<b>+</b>

**Grand Total: 1,731,014.85 +**



Every year we update this graph for the AR. FY2021 shows what a huge difference individual members can make. We are extremely grateful!





## INDEPENDENT AUDITORS' REPORT

To the World Board of  
Narcotics Anonymous World Services, Inc.

We have audited the accompanying consolidated financial statements of Narcotics Anonymous World Services, Inc. (a nonprofit organization) which comprise the consolidated statements of financial position as of June 30, 2021, 2020, and 2019, and the related consolidated statements of activities, functional expenses, and cash flows for the years then ended, and the related notes to the consolidated financial statements.

### Management's Responsibility for the Consolidated Financial Statements

Management is responsible for the preparation and fair presentation of these consolidated financial statements in accordance with accounting principles generally accepted in the United States of America; this includes the design, implementation, and maintenance of internal control relevant to the preparation and fair presentation of financial statements that are free from material misstatement, whether due to fraud or error.

### Auditor's Responsibility

Our responsibility is to express an opinion on these consolidated financial statements based on our audits. We conducted our audits in accordance with auditing standards generally accepted in the United States of America. Those standards require that we plan and perform the audit to obtain reasonable assurance about whether the financial statements are free from material misstatement.

An audit involves performing procedures to obtain audit evidence about the amounts and disclosures in the consolidated financial statements. The procedures selected depend on the auditor's judgment, including the assessment of the risks of material misstatement of the consolidated financial statements, whether due to fraud or error. In making those risk assessments, the auditor considers internal control relevant to the entity's preparation and fair presentation of the consolidated financial statements in order to design audit procedures that are appropriate in the circumstances, but not for the purpose of expressing an opinion on the effectiveness of the entity's internal control. Accordingly, we express no such opinion. An audit also includes evaluating the appropriateness of accounting policies used and the reasonableness of significant accounting estimates made by management, as well as evaluating the overall presentation of the consolidated financial statements.

We believe that the audit evidence we have obtained is sufficient and appropriate to provide a basis for our qualified audit opinion.

Los Angeles / San Francisco / Seattle / Denver / Sun Valley, ID

An independent member of  
Baker Tilly International

1

To the World Board of  
Narcotics Anonymous World Services, Inc.

### Basis for Qualified Opinion

We did not audit the financial statements of Payam Omega as of and for the years ended June 30, 2021, 2020, and 2019, and they were not audited by other auditors due to declining relations between Iran and the United States of America. We were unable to obtain sufficient appropriate audit evidence about the amounts recognized for the Iran service office as of and for the years ended June 30, 2021, 2020, and 2019. Consequently, we were unable to determine whether any adjustments to those amounts were necessary.

### Qualified Opinion

In our opinion, except for the possible effects of the matter described in the Basis for Qualified Opinion paragraph, the consolidated financial statements referred to above present fairly, in all material respects, the financial position of Narcotics Anonymous World Services, Inc. as of June 30, 2021, 2020, and 2019, and the changes in its net assets and its cash flows for the years then ended in accordance with accounting principles generally accepted in the United States of America.

*Miller Kaplan Arase LLP*

MILLER KAPLAN ARASE LLP  
North Hollywood, California  
March 17, 2022

## Independent Auditors' Report

NAWS contracts with an independent accounting firm to audit its financial statements each fiscal year. The audit team spends about a week in the Chatsworth office after the close of each fiscal year, during which they perform transaction tests, inspect internal controls, and scrutinize internal financial practices. This professional audit of NAWS' financial reports and practices conforms to best practices in the world of accounting and complies with the legal requirements for nonprofits. To audit the financial activities of WSO Iran, we have to hire an accounting firm in Iran that provides its audit to our US-based auditors. While this makes for an exceedingly slow process, it ensures management and the board have verified figures for all branch offices.

MILLER KAPLAN / Trusted Advisors Since 1941

2

# Narcotics Anonymous World Services Consolidated Statement of Financial Position

Exhibit A

	June 30, 2021	June 30, 2020	June 30, 2019
<b>Assets</b>			
Current assets:			
Cash and cash equivalents	\$ 3,696,438	\$ 1,630,117	\$ 2,453,603
Investments - at fair value	807,421	789,550	937,964
Accounts receivable (net of allowances for uncollectible accounts of \$110,571, \$110,374, and \$105,262, respectively)	560,446	362,703	639,597
Publication inventory	1,757,318	2,011,925	1,897,437
Prepaid expenses	106,224	203,285	203,821
<b>Total current assets</b>	<b>6,927,847</b>	<b>4,997,580</b>	<b>6,132,422</b>
Other assets:			
Property and equipment:			
Furniture and equipment	1,178,554	1,190,077	1,828,523
Leasehold improvements	1,165,171	1,163,981	1,161,363
	2,343,725	2,354,058	2,989,886
Less: accumulated depreciation and amortization	(2,211,580)	(2,047,957)	(2,584,761)
	132,145	306,101	405,125
Deposits	50,964	50,807	(7,140)
Trademarks, software and copyrights (net of accumulated amortization of \$2,754,357, \$2,565,627, and \$2,358,059, respectively)	590,489	743,083	855,154
<b>Total other assets</b>	<b>773,598</b>	<b>1,099,991</b>	<b>1,253,139</b>
<b>Total assets</b>	<b>\$ 7,701,445</b>	<b>\$ 6,097,571</b>	<b>\$ 7,385,561</b>
<b>Liabilities and net assets</b>			
Current liabilities:			
Accounts payable	\$ 86,269	\$ 236,544	\$ 211,756
Note payable, current portion	749,141	318,466	-
Deferred rent	85,237	-	-
Lease buyout	-	-	391,621
Accrued salaries, vacation and tax withholdings payable	234,790	228,734	298,176
<b>Total current liabilities</b>	<b>1,155,437</b>	<b>783,744</b>	<b>901,553</b>
Other liabilities			
Note payable, less current portion	594,749	358,274	-
<b>Total other liabilities</b>	<b>594,749</b>	<b>358,274</b>	<b>-</b>
<b>Total liabilities</b>	<b>1,750,186</b>	<b>1,142,018</b>	<b>901,553</b>
<b>Net assets without donor restrictions</b>	<b>5,951,259</b>	<b>4,955,553</b>	<b>6,484,008</b>
<b>Total liabilities and net assets</b>	<b>\$ 7,701,445</b>	<b>\$ 6,097,571</b>	<b>\$ 7,385,561</b>

# Narcotics Anonymous World Services Consolidated Statement of Financial Position

Exhibit B

	Years Ended		
	June 30, 2021	June 30, 2020	June 30, 2019
Revenues, gains and other support:			
Sales of publications and program materials	\$ 6,760,917	\$ 8,059,458	\$ 9,720,688
Less: discounts and cost of sales	2,680,468	2,572,757	3,007,354
<b>Net sales of publications and program materials</b>	<b>4,080,449</b>	<b>5,486,701</b>	<b>6,713,334</b>
Convention registration and other revenue	-	172	4,369,712
Fellowship contributions	1,731,015	999,209	805,207
Interest	9,458	14,916	6,938
Other	13,824	24,212	36,534
<b>Total revenues, gains and other support</b>	<b>5,834,746</b>	<b>6,525,210</b>	<b>11,931,725</b>
Program expenses:			
Literature production and distribution	1,274,202	2,291,016	2,525,049
World Service Conference support	860,529	1,455,947	4,479,432
Fellowship development	1,685,249	2,849,792	3,359,320
Events	192,772	284,448	302,650
	4,012,752	6,881,203	10,666,451
Management and general expenses	445,861	764,577	1,185,161
Depreciation and amortization	380,427	407,885	371,662
<b>Total expenses</b>	<b>4,839,040</b>	<b>8,053,665</b>	<b>12,223,274</b>
<b>Change in net assets</b>	<b>995,706</b>	<b>(1,528,455)</b>	<b>(291,549)</b>
Net assets without donor restrictions:			
Beginning of year	4,955,553	6,484,008	6,775,557
<b>End of year</b>	<b>\$ 5,951,259</b>	<b>\$ 4,955,553</b>	<b>\$ 6,484,008</b>

See accompanying notes to consolidated financial statements.

# Narcotics Anonymous World Services Consolidated Statement of Financial Position

Exhibit C-1

Year Ended June 30, 2021						
	Program Services					Total
	Literature Production and Distribution	World Service Conference Support	Fellowship Development	Events	Management and General	
Expenses:						
Salaries, wages and payroll taxes	\$ 649,691	\$ 376,137	\$ 598,399	\$ 85,486	\$ 189,968	\$ 1,899,681
Employee health benefits	96,895	56,097	89,246	12,749	28,332	283,319
Retirement contribution	33,238	19,243	30,614	4,373	9,719	97,187
Contract labor	22,230	12,870	20,475	2,925	6,500	65,000
Convention expenses	-	7,756	-	-	862	8,618
Occupancy	94,955	167,945	267,185	38,169	63,139	631,393
Travel	3,471	146	233	33	431	4,314
Conferences	-	525	-	-	58	583
Telephone	35,613	20,618	32,802	4,686	10,413	104,132
Postage	4,893	2,832	4,506	644	1,431	14,306
Office expenses	63,473	36,748	58,462	8,352	18,560	185,595
Professional fees	95,159	54,469	86,655	12,379	27,629	276,291
Equipment leases	15,840	9,171	14,589	2,084	4,632	46,316
Computer expenses	135,971	78,720	125,236	17,891	39,758	397,576
Insurance	23,340	13,513	21,498	3,071	6,825	68,247
Developmental literature	-	-	162,965	-	18,107	181,072
Free publications	-	2,257	4,924	-	798	7,979
Free literature	-	-	147,916	-	16,435	164,351
Currency conversion	(18,412)	(10,659)	(19,640)	(2,422)	(5,682)	(56,815)
Public relations	-	-	450	-	50	500
World Board	-	1,798	-	-	200	1,998
Fellowship assistance	-	-	22,276	-	2,476	24,752
Other operating expenses	17,845	10,343	16,458	2,352	5,220	52,218
	1,274,202	860,529	1,685,249	192,772	445,861	4,458,613
Depreciation and amortization	130,106	75,325	119,834	17,119	38,043	380,427
Total expenses	<u>\$ 1,404,308</u>	<u>\$ 935,854</u>	<u>\$ 1,805,083</u>	<u>\$ 209,891</u>	<u>\$ 483,904</u>	<u>\$ 4,839,040</u>

# Narcotics Anonymous World Services Consolidated Statement of Financial Position

Exhibit C-2

Year Ended June 30, 2020						
	Program Services					Total
	Literature Production and Distribution	World Service Conference Support	Fellowship Development	Events	Management and General	
Expenses:						
Salaries, wages and payroll taxes	\$ 1,016,229	\$ 588,343	\$ 936,000	\$ 133,714	\$ 297,143	\$ 2,971,429
Employee health benefits	187,616	108,620	172,804	24,686	54,858	548,584
Retirement contribution	41,973	24,300	38,659	5,523	12,273	122,728
Contract labor	14,574	8,437	13,423	1,918	4,261	42,613
Convention expenses	-	5,679	-	-	631	6,310
Occupancy	289,535	150,042	238,703	34,100	79,153	791,533
Travel	93,541	2,881	2,032	290	10,972	109,716
Conferences	-	84,155	-	-	9,350	93,505
Worldwide workshops	-	-	97,513	-	10,835	108,348
Telephone	43,770	25,340	40,314	5,759	12,798	127,981
Postage	8,470	4,903	7,801	1,114	2,477	24,765
Office expenses	50,728	29,369	46,723	6,675	14,833	148,328
Professional fees	178,950	101,225	161,040	23,006	51,580	515,801
Equipment leases	189,079	109,467	174,152	24,879	55,286	552,863
Computer expenses	109,469	63,377	100,827	14,404	32,008	320,085
Insurance	28,592	16,553	26,335	3,762	8,360	83,602
Developmental literature	-	-	180,724	-	20,081	200,805
Free publications	-	4,639	44,486	-	5,458	54,583
Free literature	-	-	290,691	-	32,299	322,990
Currency conversion	20,165	11,674	165,804	2,653	22,255	222,551
Public relations	-	-	31,327	-	3,481	34,808
Workgroups	1,053	-	-	-	117	1,170
World Board	-	108,297	-	-	12,033	120,330
Fellowship assistance	-	-	66,678	-	7,409	74,087
Other operating expenses	17,272	8,646	13,756	1,965	4,626	46,265
	2,291,016	1,455,947	2,849,792	284,448	764,577	7,645,780
Depreciation and amortization	139,497	80,761	128,484	18,355	40,788	407,885
Total expenses	<u>\$ 2,430,513</u>	<u>\$ 1,536,708</u>	<u>\$ 2,978,276</u>	<u>\$ 302,803</u>	<u>\$ 805,365</u>	<u>\$ 8,053,665</u>

See accompanying notes to consolidated financial statements.



# Narcotics Anonymous World Services Consolidated Statement of Financial Position

Exhibit C-3

	Year Ended June 30, 2019					
	Program Services					Total
	Literature Production and Distribution	World Service Conference Support	Fellowship Development	Events	Management and General	
Expenses:						
Salaries, wages and payroll taxes	\$ 1,160,640	\$ 671,950	\$ 1,069,011	\$ 152,716	\$ 339,369	\$ 3,393,686
Employee health benefits	185,246	107,248	170,621	24,374	54,166	541,655
Retirement contribution	45,808	26,521	42,192	6,027	13,394	133,942
Contract labor	23,360	13,524	21,516	3,074	6,830	68,304
Convention expenses	-	2,912,242	-	-	323,582	3,235,824
Occupancy	379,502	153,457	244,136	34,877	90,219	902,191
Travel	100,247	2,502	6,348	554	12,183	121,834
Conferences	-	77,909	-	-	8,657	86,566
Worldwide workshops	-	-	211,113	-	23,457	234,570
Telephone	54,955	31,816	50,616	7,231	16,068	160,686
Postage	17,761	10,283	16,358	2,337	5,193	51,932
Office expenses	72,567	42,013	66,838	9,548	21,219	212,185
Professional fees	46,190	21,751	34,603	4,943	11,943	119,430
Equipment leases	230,333	133,351	212,149	30,307	67,349	673,489
Computer expenses	165,877	96,034	152,782	21,826	48,502	485,021
Insurance	29,275	16,949	26,964	3,852	8,560	85,600
Developmental literature	-	-	340,606	-	37,845	378,451
Free publications	-	7,685	74,795	-	9,165	91,645
Free literature	-	-	372,725	-	41,414	414,139
Currency conversion	(5,889)	(3,409)	47,905	(775)	4,203	42,035
Public relations	-	-	82,384	-	9,154	91,538
Workgroups	5,810	-	-	-	645	6,455
World Board	-	149,867	-	-	16,652	166,519
Fellowship assistance	-	-	103,346	-	11,483	114,829
Other operating expenses	13,367	7,739	12,312	1,759	3,909	39,086
	<u>2,525,049</u>	<u>4,479,432</u>	<u>3,359,320</u>	<u>302,650</u>	<u>1,185,161</u>	<u>11,851,612</u>
Depreciation and amortization	<u>127,108</u>	<u>73,589</u>	<u>117,074</u>	<u>16,725</u>	<u>37,166</u>	<u>371,662</u>
Total expenses	<u>\$ 2,652,157</u>	<u>\$ 4,553,021</u>	<u>\$ 3,476,394</u>	<u>\$ 319,375</u>	<u>\$ 1,222,327</u>	<u>\$ 12,223,274</u>

# Narcotics Anonymous World Services Consolidated Statement of Financial Position

Exhibit D

	Years Ended		
	June 30, 2021	June 30, 2020	June 30, 2019
Cash flows from operating activities:			
Change in net assets	\$ 995,706	\$ (1,528,455)	\$ (291,549)
Adjustment to reconcile change in net assets to net cash provided (used) by operating activities:			
Depreciation and amortization	380,427	407,885	371,662
(Increase) decrease in assets:			
Accounts receivable	(197,743)	276,894	430,521
Publication inventory	254,607	(114,488)	(441,739)
Prepaid expenses	97,061	536	(48,070)
Deposits	(157)	(57,947)	283,985
Increase (decrease) in liabilities:			
Accounts payable and lease buyout	(150,275)	(366,833)	(353,163)
Accrued salaries and withholdings payable	6,056	(69,442)	121,521
Deferred rent	85,237	-	-
Deferred convention revenue	-	-	(1,996,914)
Net cash provided (used) by operating activities	<u>1,470,919</u>	<u>(1,451,850)</u>	<u>(1,923,746)</u>
Cash flows from investing activities:			
Purchases of investments	(235,141)	(473,663)	(694,993)
Proceeds from the sale of investments	217,270	622,077	503,175
Purchases of property and equipment	(17,741)	(101,293)	(273,986)
Payments to secure copyrights and trademarks and purchase software	<u>(36,136)</u>	<u>(95,497)</u>	<u>(168,678)</u>
Net cash (used) by investing activities	<u>(71,748)</u>	<u>(48,376)</u>	<u>(634,482)</u>
Cash flows from financing activities:			
Proceeds from notes payable	<u>667,150</u>	<u>676,740</u>	<u>-</u>
Net cash provided by financing activities	<u>667,150</u>	<u>676,740</u>	<u>-</u>
Net increase (decrease) in cash and cash equivalents	<u>2,066,321</u>	<u>(823,486)</u>	<u>(2,558,228)</u>
Cash and cash equivalents:			
Beginning of year	<u>1,630,117</u>	<u>2,453,603</u>	<u>5,011,831</u>
End of year	<u>\$ 3,696,438</u>	<u>\$ 1,630,117</u>	<u>\$ 2,453,603</u>

See accompanying notes to consolidated financial statements.

# Notes to Consolidated Financial Statement

## Independent Auditors' Report

Years Ended June 2021, 2020, and 2019

### NOTE 1 - ORGANIZATION AND NATURE OF ACTIVITIES

Narcotics Anonymous World Services, Inc. (NAWS) was incorporated on January 25, 1977 and is headquartered in Chatsworth, California. In addition, NAWS operates literature distribution facilities in India and Toronto, Canada, and offices in Brussels, Belgium, and Iran. NAWS' Iranian service office is known as Payam Omega. NAWS is a not-for-profit organization that provides communications and information for the Fellowship of Narcotics Anonymous (NA). NAWS achieves its purpose by maintaining correspondence with NA groups and service committees, by printing and distributing World Services Conference (WSC) approved literature, and by maintaining the archives and files of NA.

In 1993, NA established the Fellowship Intellectual Property Trust (the Trust). The Trust was established for the purpose of holding and administering all recovery material and other intellectual properties of NA. The Trust is included in the consolidated financial statements of NAWS as a result of common control.

NAWS is exempt from income tax under Section 501(c)(3) of the Internal Revenue Code and under the California Revenue and Taxation Code. The Trust is also exempt under the applicable Internal Revenue Code and comparable California Revenue and Taxation Code. In addition, the Internal Revenue Service has determined that NAWS and the Trust are not private foundations within the meaning of Section 509(a) of the Internal Revenue Code. Therefore, no provision for federal and state income taxes was made for either NAWS or the Trust.

### NOTE 2 - SUMMARY OF SIGNIFICANT ACCOUNTING POLICIES

#### A. Consolidation Policy and Basis of Accounting

The accompanying consolidated financial statements include the accounts of NAWS and the Trust. Significant intercompany balances and transactions are eliminated in consolidation. The consolidated financial statements are prepared on the accrual basis of accounting.

#### B. Financial Statement Presentation

Under U.S. generally accepted accounting principles (GAAP) not-for-profit organizations are required to report net assets in two classes: net assets with donor restrictions and net assets without donor restrictions. As of June 30, 2021, 2020 and 2019, NAWS had no net assets with donor restrictions.

#### C. Cash and Cash Equivalents

NAWS considers short-term investments with initial maturities of 90 days or less held in bank and brokerage accounts to be cash equivalents.

#### D. Investments

NAWS investments are reported at fair value. Investments include certificates of deposit and government securities. See Note 5.

#### E. Inventory

Publications and other items held for resale are included in inventory and are carried at the lower of cost or net realizable value. Cost for each item is determined using the weighted average method.

#### F. Property and Equipment

Leasehold improvements and furniture and equipment are recorded at cost. Major additions are capitalized while replacements, maintenance and repairs that do not improve or extend the useful life of the asset are expensed. Depreciation and amortization are computed using the straight-line method over the estimated useful lives of the related assets, which are as follows:

Leasehold improvements	5 years
Furniture and equipment	5 - 10 years

Depreciation and amortization expense related to property and equipment for the years ended June 30, 2021, 2020, and 2019 amounted to \$191,697, \$200,317 and \$166,350, respectively.

#### G. Trademarks and Copyrights

The cost of acquiring and defending copyrights and trademarks is capitalized and is amortized over the approximate economic life of the copyright or trademark, which is estimated to be ten years. The cost of computer software is also capitalized and is amortized over a period of seven years. Amortization expense related to trademarks and copyrights for the years ended June 30, 2021, 2020 and 2019 amounted to \$188,730, \$207,568 and \$205,312, respectively.

#### H. Accounts Receivable and Allowance for Doubtful Accounts

Accounts receivable are reported net of an allowance for doubtful accounts. The allowance is based on management's estimate of the amount of receivables that will actually be collected. Management estimates uncollectible accounts based on the age of the receivable and other factors.

#### I. Translation of Foreign Financial Statements

Financial operations in Canada, Europe and the Middle East are translated throughout the year to United States dollars. Gains or losses resulting from translating foreign currency financial statements are recorded in the consolidated statements of functional expenses as currency conversion.

#### J. Estimates

The preparation of financial statements in conformity with GAAP requires management to make estimates and assumptions that affect certain reported amounts and disclosures in the financial statements. Actual results could differ from those estimates.

#### K. Sales of Publications and Program Materials

NAWS generates revenue from sales of publications and program materials. This revenue is recognized at the point in time when goods are shipped to customers.

#### L. Fellowship Contributions

Unconditional contributions and pledges are recorded when received. Pledges outstanding are subject to an allowance for uncollectible accounts and are discounted to present value when long term in nature. There were no outstanding pledges receivable as of June 30, 2021, 2020 and 2019.

#### M. Functional Allocation of Expenses

The costs of providing NAWS' programs and other activities are reported by both their natural and functional classifications in the statements of functional expenses. Expenditures that can be identified with a specific program or supporting service are allocated directly according to their purpose. Costs that are common to more than one function are allocated among the applicable programs and supporting services based on estimates of employee time, using percentages that represent hours spent or wages, or upon estimates of other resources spent.

#### N. Tax Status

GAAP requires management to evaluate tax positions taken by NAWS and recognize a tax liability if NAWS has taken a tax position that more likely than not would not be sustained upon examination by a tax authority. NAWS is subject to routine audits by taxing jurisdictions; however, there are currently no audits for any tax periods in progress.

#### O. Recently Adopted Accounting Pronouncement

In May 2014, the FASB issued ASU 2014-09, Revenue from Contracts with Customers (Topic 606), ("ASC 606"). The underlying principle of ASC 606 is to recognize revenue to depict the transfer of goods or services to customers at the amount expected to be collected. ASC 606 creates a five-step model that requires entities to exercise judgment when considering the terms of contract(s), which include (1) identifying the contract or agreement with a customer/member, (2) identifying our performance obligations in the contract or agreement, (3) determining the transaction price, (4) allocating the transaction price to the separate performance obligations, and (5) recognizing revenue as each performance obligation is satisfied. NAWS adopted ASC 606 effective July 1, 2021, and adoption of such standard had no effect on previously reported balances.

#### P. Recently Issued Accounting Pronouncement

In February 2016, the FASB issued ASU No. 2016-02 *Leases*, requiring organizations to recognize lease assets and lease liabilities on the statement of financial position and requiring disclosure of key information about leasing arrangements. The guidance is effective for periods beginning after December 15, 2021, with early adoption permitted. NAWS is currently evaluating the impact of the pending adoption of this new standard on its financial statements.

### NOTE 3 - RETIREMENT PLAN

NAWS maintains a qualified defined contribution retirement plan, which covers all employees. Under the terms of the plan, employees may elect to contribute pre-tax earnings up to the maximum allowable amount under the Internal Revenue Code. NAWS matches deferrals of up to 8% of compensation based on the employee's number of years of service. NAWS contributions totaled \$97,187, \$122,728 and \$133,942 for the years ended June 30, 2021, 2020 and 2019, respectively.

### NOTE 4 - COMMITMENTS AND CONTINGENCIES

NAWS has entered into various lease agreements for the use of office equipment and facilities. The following is a schedule of future minimum rental payments required under leases that have initial or remaining noncancelable lease terms in excess of one year as of June 30, 2021:

Year ending June 30,	
2022	\$ 807,919
2023	596,622
2024	497,960
2025	480,170
Thereafter	119,780
Total minimum payments required	<u>\$ 2,502,451</u>

Total payments made under the leases during the years ended June 30, 2021, 2020 and 2019 were \$618,516, \$584,754 and \$761,308, respectively.

### NOTE 5 - INVESTMENTS

GAAP establishes a fair value hierarchy that prioritizes valuation inputs into three levels based on the extent to which inputs used in measuring fair value are observable in the market:

Level 1 – Inputs are quoted prices in an active market.

Level 2 – Inputs are quoted prices for similar instruments and model-based valuation techniques for which all significant assumptions are observable in the market or can be corroborated by observable market data.

Level 3 – Inputs are generally unobservable and typically reflect management's estimates of assumptions that market participants would use in pricing the asset or liability.

The following tables summarize investments based on the inputs used to value them:

	June 30, 2021			
	Level 1	Level 2	Level 3	Total
Certificates of deposit	<u>\$ -</u>	<u>\$ -</u>	<u>\$ 807,421</u>	<u>\$ 807,421</u>

	June 30, 2020			
	Level 1	Level 2	Level 3	Total
Certificates of deposit	<u>\$ -</u>	<u>\$ -</u>	<u>\$ 789,550</u>	<u>\$ 789,550</u>

	June 30, 2019			
	Level 1	Level 2	Level 3	Total
Certificates of deposit	<u>\$ -</u>	<u>\$ -</u>	<u>\$ 936,741</u>	<u>\$ 936,741</u>
U.S. Government and Government Agency obligations	<u>-</u>	<u>1,223</u>	<u>-</u>	<u>1,223</u>
	<u>\$ -</u>	<u>\$ 1,223</u>	<u>\$ 936,741</u>	<u>\$ 937,964</u>



The following tables reconcile the beginning and ending fair value of Level 3 investments:

	Years Ended		
	June 30, 2021	June 30, 2020	June 30, 2019
Balance, July 1	\$ 789,550	\$ 936,741	\$ 744,611
Purchases/accrued interest	235,141	473,663	694,993
Sales/maturities	(217,270)	(620,854)	(502,863)
Balance, June 30	<u>\$ 807,421</u>	<u>\$ 789,550</u>	<u>\$ 936,741</u>

Level 2 investments consist of government obligations valued based on trade prices for similar securities. Level 3 investments are certificates of deposit reported at cost, which approximates fair value.

## NOTE 6 - CONCENTRATIONS OF CREDIT RISK

NAWS places its cash and cash equivalents with high quality financial institutions. Cash in U.S. banks is covered by the Federal Deposit Insurance Corporation (FDIC) up to \$250,000 per bank. Cash in Canadian accounts is insured up to \$100,000 (CAD) per bank. At June 30, 2021, deposits in U.S. institutions exceeded insurance limits by \$1,834,388 and deposits in Canadian banks exceeded insurance limits by \$439,576 (CAD). Cash in European accounts is not covered and totaled approximately \$284,540 (USD) as of June 30, 2021.

Assets reported in the statement of financial position as of June 30, 2021 include cash totaling \$417,853 and publication inventory of \$510,169 at Payam Omega. Due to current relations between Iran and the United States, it is unlikely that NAWS could transfer such assets out of Iran; accordingly their use is limited to Iranian operations.

## NOTE 7 - EMPLOYMENT CONTRACT

NAWS has entered into an employment agreement with its Executive Director. The agreement provides for compensation and benefits and expires on December 31, 2021. Should the agreement be terminated by NAWS, certain amounts would be payable to the Executive Director as defined in the agreement. Such amounts have not been accrued as of June 30, 2021.

## NOTE 8 - AVAILABILITY OF FINANCIAL ASSETS

As of June 30, 2021, NAWS had \$4,086,005 of financial assets consisting of cash, cash equivalents, and liquid investments available to meet cash needs for general expenditures. None of these financial assets is subject to donor or contractual restrictions that make them unavailable for expenditure within one year of the balance sheet date. NAWS's goal is to maintain cash and liquid investments on hand to meet at least one year's worth of anticipated operating expenses and a policy to structure its financial assets to be available as its general expenditures and liabilities come due.

## NOTE 9 - PPP LOAN

On April 21, 2020 and February 19, 2021, NAWS entered into loan agreements with City National Bank in the amount of \$676,740 and 517,150, respectively, under the Paycheck Protection Program ("PPP"). The PPP, established as part of the CARES Act, provides for loans to qualifying businesses

for certain expenses, including payroll costs, continuation of group health care benefits, rent, utilities, and interest on certain other debt obligations. The loans bear interest at a rate of 1.0% per annum and mature April 23, 2022 and February 22, 2026. The loan and accrued interest are forgivable under some circumstances.

## NOTE 10 - SBA LOAN

On July 7, 2020, NAWS entered into an agreement with The Small Business Administration for a loan in the amount of \$150,000. The loan bears interest at a rate of 2.75% per annum and matures July 7, 2050, with monthly payments commencing January 1, 2023.

The following is a schedule of future minimum loan payments as of June 30, 2021:

Year ending June 30,	
2022	\$ -
2023	2,727
2024	5,455
2025	5,455
2026	5,455
Thereafter	<u>130,908</u>
Total minimum payments required	<u>\$ 150,000</u>

## NOTE 11 - RISKS AND UNCERTAINTIES

On March 11, 2020, the World Health Organization declared the outbreak of a novel coronavirus (COVID-19) a pandemic. The COVID-19 outbreak in the United States has resulted in government-mandated business closures, significantly reduced business activity and disruption in financial markets. At the present time, management is unable to quantify the potential future impact of the pandemic on the organization's operations. Effective July 2020, the board approved changing sales credit terms to go beyond 120 days, extended all current contracted discount levels and special arrangements for pricing through 2021, and extended all current vendor licenses through January 2022.

## NOTE 12 - SUBSEQUENT EVENTS

On October 6, 2021, NAWS received notice the SBA had reviewed the forgiveness application of their first PPP loan and provided forgiveness of their PPP loan in the amount of \$563,362. The remaining balance of \$113,378 remains payable by NAWS.

Management has evaluated subsequent events through March 17, 2022, the date these financial statements were available to be issued. Except as discussed above, there were no material subsequent events that require recognition or additional disclosure in these financial statements.



# Narcotics Anonymous World Services, Inc.

[www.na.org](http://www.na.org)

[www.instagram.com/narcoticsanonymous](https://www.instagram.com/narcoticsanonymous)

[www.instagram.com/naglobalevents](https://www.instagram.com/naglobalevents)

*NAWS, Inc. Annual Report  
for Fiscal Year 2021  
published April 2022*

Digital Online  
Annual Report



PDF  
Annual Report



## **NA World Services**

PO Box 9999  
Van Nuys, California USA 91409  
Telephone +1.818.773.9999  
Fax +1.818.700.0700

## **Service Offices and Distribution Centers**

### **WSO—Chatsworth**

19737 Nordhoff Place  
Chatsworth, California 91311 USA  
+1.818.773.9999 Fax: +1.818.700.0700

### **WSO—Europe**

48 Rue de L'été  
B-1050 Brussels, Belgium  
+32.2.646.6012 Fax: +32.2.649.9239

### **WSO—Iran**

PO Box 14665-3115  
Tehran, Iran  
+ 0098.21886.81652 Fax: +0098.21886.7209

### **Distribution Center—Mississauga, Ontario, Canada**

+1.905.507.0100 Fax: +1.905.507.0101

### **Distribution Center—Bangalore, India**